

**ACE Leadership High School
Financial Update
January 27, 2021**

A. BARs

	<u>BAR #</u>	<u>Fund Description</u>	<u>Reason/Type</u>	<u>Amount</u>
1	001-749-2021-0012-T	24174 - Carl Perkins Secondary	Transfer	\$ -
2	001-749-2021-0013-M	24174 - Carl Perkins Secondary	Maintenance	\$ -
3	001-749-2021-0014-T	31701 - Capital Improvements SB- 9 Local	Transfer	\$ -

B. Payroll & Accounts Payable Payment Vouchers

1 December 2020

C. Financial Statement Reports - as of December 31, 2020

1 Recommended Change
2 Financial Analysis
3 Bank Reconciliations

D. Other

Must submit backup for all BARs, except transfers of funds for SEG or direct grants

STATE OF NEW MEXICO
PUBLIC EDUCATION DEPARTMENT
 300 Don Gaspar Santa Fe, NM 87501-2786
Budget Adjustment Request

Doc. ID: 001-749-2021-0012-T

Fund Type: Flowthrough

Adjustment Type: Transfer

Fiscal Year: 2020-2021

Entity Name: ACE

Adjustment Changes Intent/Scope of Program Yes or No?: No

Contact: Angela Lerner, Business Manager

Total Approved Budget (Flowthrough):

Phone: 505-459-1895

Email: angie@k12accounting.com

FLOWTHROUGH ONLY	Budget Period: 07/01/2020	To: 06/30/2021
A. Approved Carryover:		
B. Total Current Year Allocation:		
D. Total Funding Available:		

Fund	Function	Object	Program	Job Class	Present Budget	Adj Amt Exp	Adj Budget	ADD'L FTE
24174 Carl D Perkins Secondary - Current	2100 Support Services-Students	55915 Other Contract Services	0000 No Program	0000 No Job Class	\$3,556	(\$2,131)	\$1,425	
24174 Carl D Perkins Secondary - Current	1000 Instruction	57331 Fixed Assets (more than \$5,000)	1010 Regular Education (K- 12) Programs	0000 No Job Class		\$2,131	\$2,131	
Sub Total						\$0		
Indirect Cost								
DOC. TOTAL						\$0		

Justification:

adjustment to match grant paperwork

Compliance with Sections 10-15-1 and 22-8-12, NMSA, 1978 Compilation:

A. The requested budget/changes were authorized at a scheduled Board of Education or Governance Council meeting open to the public on:

B. Justification for the transfer: Explanation such as "underbudgeted", "insufficient budget", or "needed to close out Project" ARE NOT ACCEPTABLE. Attach additional sheets if necessary.

ALL TRANSFER BARS MUST NET OUT TO ZERO ON THE DOC. TOTAL LINE.

Must submit backup for all BARs, except transfers of funds for SEG or direct grants

STATE OF NEW MEXICO
PUBLIC EDUCATION DEPARTMENT
300 Don Gaspar Santa Fe, NM 87501-2786
Budget Adjustment Request

Doc. ID: 001-749-2021-0013-M
Fund Type: Flowthrough
Adjustment Type: Maintenance

Fiscal Year: 2020-2021

Entity Name: ACE

Adjustment Changes Intent/Scope of Program Yes or No?: No

Contact: Angela Lerner, Business Manager

Total Approved Budget (Flowthrough):

Phone: 505-459-1895

Email: angie@k12accounting.com

FLOWTHROUGH ONLY	
Budget Period: 07/01/2020	To: 06/30/2021
A. Approved Carryover:	
B. Total Current Year Allocation:	
D. Total Funding Available:	

Fund	Function	Object	Program	Job Class	Present Budget	Adj Amt Exp	Adj Budget	ADD'L FTE
24174 Carl D Perkins Secondary - Current	1000 Instruction	56118 General Supplies and Materials	1010 Regular Education (K- 12) Programs	0000 No Job Class	\$6,000	(\$4,973)	\$1,027	
24174 Carl D Perkins Secondary - Current	1000 Instruction	57331 Fixed Assets (more than \$5,000)	1010 Regular Education (K- 12) Programs	0000 No Job Class		\$4,973	\$4,973	
Sub Total						\$0		
Indirect Cost								
DOC. TOTAL						\$0		

Justification:

to match grant paperwork

Compliance with Sections 10-15-1 and 22-8-12, NMSA, 1978 Compilation:

A. The requested budget/changes were authorized at a scheduled Board of Education or Governance Council meeting open to the public on:

B. Justification for the transfer: Explanation such as "underbudgeted", "insufficient budget", or "needed to close out Project" ARE NOT ACCEPTABLE. Attach additional sheets if necessary.

ALL TRANSFER BARS MUST NET OUT TO ZERO ON THE DOC. TOTAL LINE.

Must submit backup for all BARs,
except transfers of funds for SEG or
direct grants

STATE OF NEW MEXICO
PUBLIC EDUCATION DEPARTMENT
300 Don Gaspar Santa Fe, NM 87501-2786
Budget Adjustment Request

Doc. ID: 001-749-2021-0014-T

Fund Type: Flowthrough

Adjustment Type: Transfer

Fiscal Year: 2020-2021

Entity Name: ACE

Adjustment Changes Intent/Scope of Program Yes or No?: No

Contact: Angela Lerner, Business Manager

Total Approved Budget (Flowthrough):

Phone: 505-459-1895

Email: angie@k12accounting.com

FLOWTHROUGH ONLY	Budget Period: 07/01/2020	To: 06/30/2021
A. Approved Carryover:		
B. Total Current Year Allocation:		
D. Total Funding Available:		

Fund	Function	Object	Program	Job Class	Present Budget	Adj Amt Exp	Adj Budget	ADD'L FTE
31701 Capital Improvem ents SB-9 Local	4000 Capital Outlay	57332 Supply Assets (\$5,000 or less)	0000 No Program	0000 No Job Class	\$618,288	(\$1,500)	\$616,788	
31701 Capital Improvem ents SB-9 Local	2300 Support Services-General Administration	53712 County Tax Collection Costs	0000 No Program	0000 No Job Class		\$1,500	\$1,500	
Sub Total						\$0		
Indirect Cost								
DOC. TOTAL						\$0		

Justification:

transfer for tax collection fees

Compliance with Sections 10-15-1 and 22-8-12, NMSA, 1978 Compilation:

A. The requested budget/changes were authorized at a scheduled Board of Education or Governance Council meeting open to the public on:

B. Justification for the transfer: Explanation such as "underbudgeted", "insufficient budget", or "needed to close out Project" ARE NOT ACCEPTABLE. Attach additional sheets if necessary.

ALL TRANSFER BARS MUST NET OUT TO ZERO ON THE DOC. TOTAL LINE.

ACE Leadership High School

Check Listing Report

Accounting Cycle: FY20-21; Begin Date: 12/01/2020; End Date: 12/31/2020; Bank: [All]; Sort By Element: Fund; Account Expression: [All]; Created On: 1/12/2021 12:32:17 PM

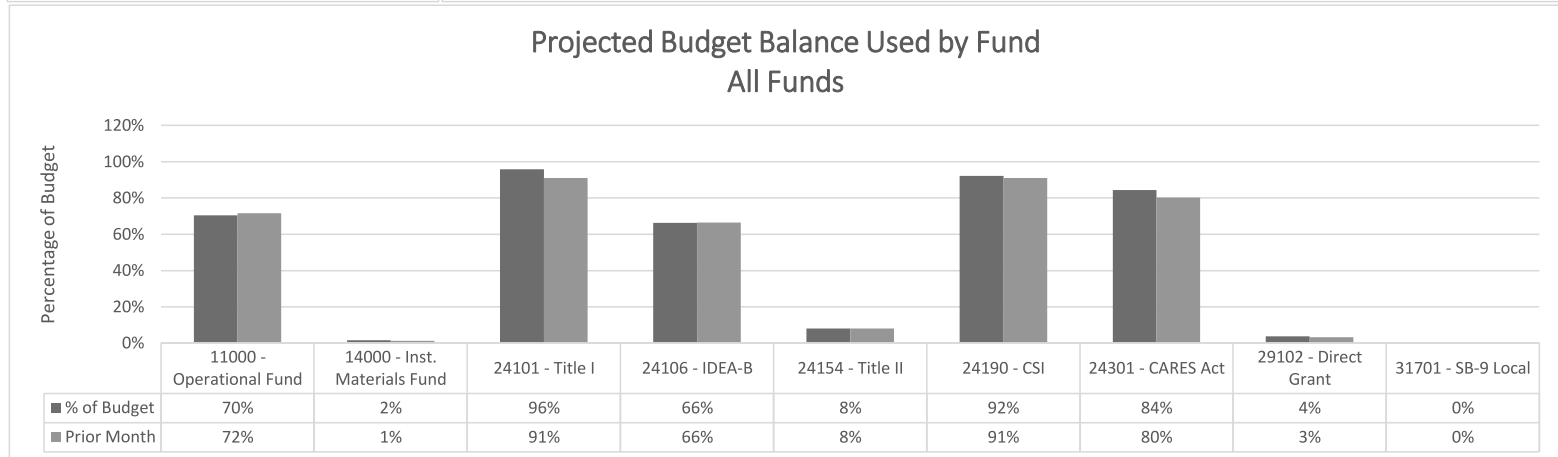
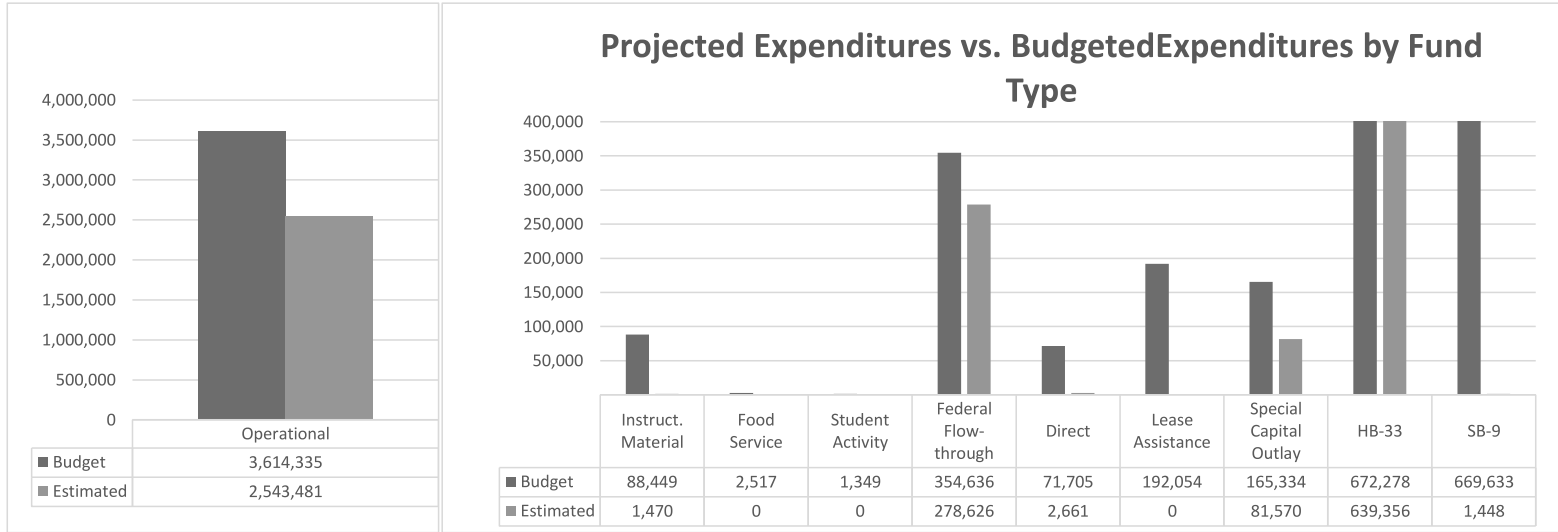
Check Date	Check Number	Payee	Description	Type	Amount
12/02/2020		ACE Leadership High School FOUNDATION	Inv: 12/01/2020	Accounts Payable	\$38,136.47
12/02/2020	19351	ACES-Association of Charter School Education Services	Contract Services for Business Management/Support	Accounts Payable	\$8,989.58
12/07/2020	19362	Albuquerque Bernalillo County Water Utility Authority	Inv: ACCT#1334178411 BILL#13334790462	Accounts Payable	\$713.10
12/02/2020	19352	Albuquerque Image Leasing A Program of DLL Finance	Inv: 70386356	Accounts Payable	\$1,463.64
12/14/2020	19372	Amazon.com	Project Supplies	Accounts Payable	\$684.67
12/14/2020	19372	Amazon.com	Emergency Lighting Batteries	Accounts Payable	\$150.00
12/14/2020	19372	Amazon.com	Project Supplies	Accounts Payable	\$750.40
12/14/2020	19372	Amazon.com	Inv: 445343676738	Accounts Payable	\$517.00
12/14/2020	19372	Amazon.com	Project Supplies	Accounts Payable	\$98.98
12/14/2020	19372	Amazon.com	Project Supplies	Accounts Payable	\$200.40
12/14/2020	19372	Amazon.com	Project supplies - tool kits	Accounts Payable	\$229.95
12/14/2020	19372	Amazon.com	Inv: 464885498373	Accounts Payable	\$25.31
12/14/2020	19372	Amazon.com	Inv: 465988764469	Accounts Payable	\$763.34
12/14/2020	19372	Amazon.com	Project supplies - tool kits	Accounts Payable	\$1,149.75
12/14/2020	19372	Amazon.com	Project Supplies	Accounts Payable	\$84.98
12/14/2020	19372	Amazon.com	Project supplies - tool kits	Accounts Payable	\$1,609.65
12/14/2020	19372	Amazon.com	Inv: 554455578557	Accounts Payable	\$59.71
12/14/2020	19372	Amazon.com	Inv: 596353574667	Accounts Payable	\$1,730.61
12/14/2020	19372	Amazon.com	PROJECT SUPPLES -SAFTEY GLASSES	Accounts Payable	\$44.99
12/14/2020	19372	Amazon.com	Inv: 679939494348	Accounts Payable	\$45.27
12/14/2020	19372	Amazon.com	Inv: 694964697383	Accounts Payable	\$36.99
12/14/2020	19373	Black Duck Inc.	Staff Jackets	Accounts Payable	\$2,300.50
12/14/2020	19374	CDW-G	LICENSES - GOOGLE ENTERPRISE	Accounts Payable	\$720.00
12/02/2020	19353	CenturyLink (Telephone)	Inv: November 13, 2020	Accounts Payable	\$148.74
12/14/2020	19375	EAI Education	PROJECT SUPPLIES	Accounts Payable	\$236.00
12/14/2020	19376	EASi	EDUCATIONAL DIAGNOSTIC SERVICES	Accounts Payable	\$1,929.61
12/02/2020	19354	Future Focused Education	Professional Development	Accounts Payable	\$5,000.00
12/14/2020	19377	Gonzales, Ralph	Project Supplies	Accounts Payable	\$84.00
12/14/2020	19377	Gonzales, Ralph	Project Supplies	Accounts Payable	\$14.74
12/14/2020	19378	Humble, Bradley	Project Supplies	Accounts Payable	\$32.21
12/02/2020	19355	InAccord, P.C.	LEGAL SERVICES AS SCHOOL'S GENERAL COUNSEL	Accounts Payable	\$3,236.25
12/07/2020	19363	Jesuit Volunteer Program Office	SERVICES - NOVEMBER 2020	Accounts Payable	\$1,416.00
12/14/2020	19383	KMS, LLC	DIRTY LAB/WELDING ROOM MASKS	Accounts Payable	\$2,000.00
12/02/2020	19356	LogMEIn Communications Inc./Jive	TELEPHONE SERVICE LINES	Accounts Payable	\$290.62

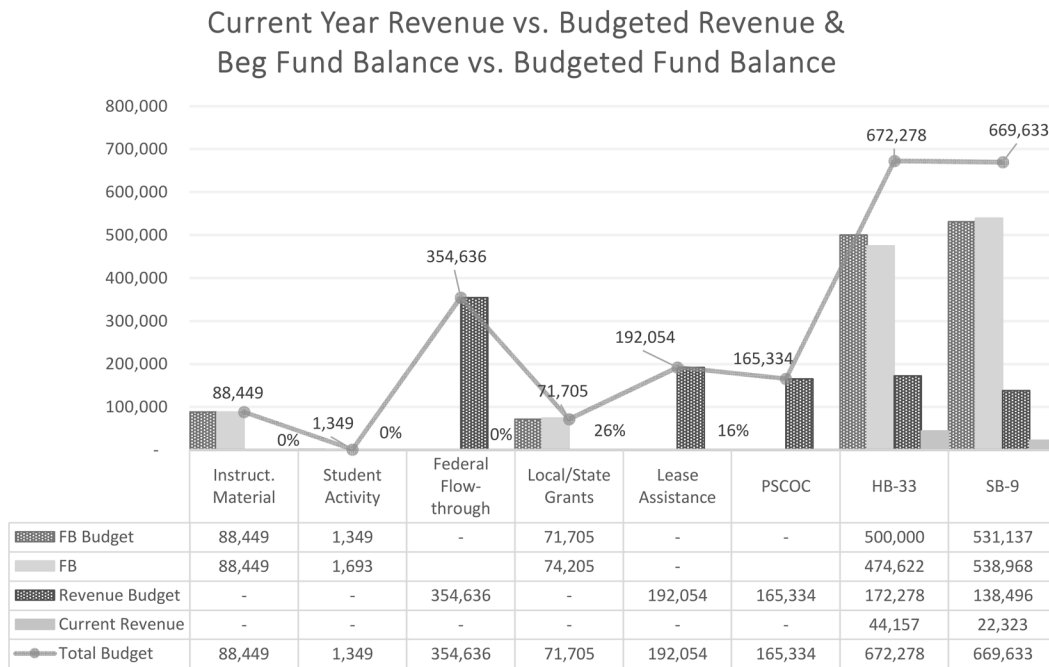
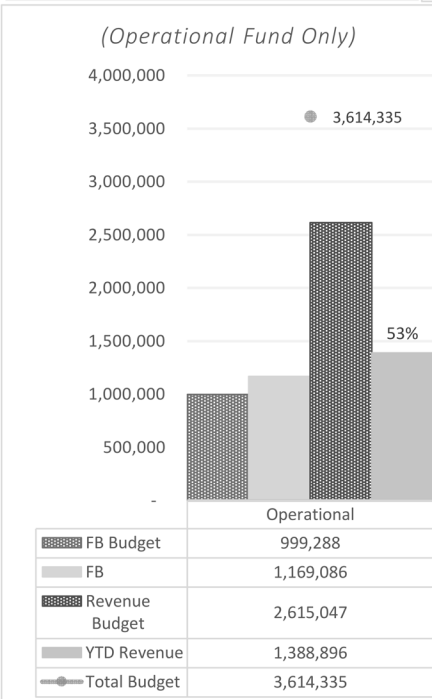
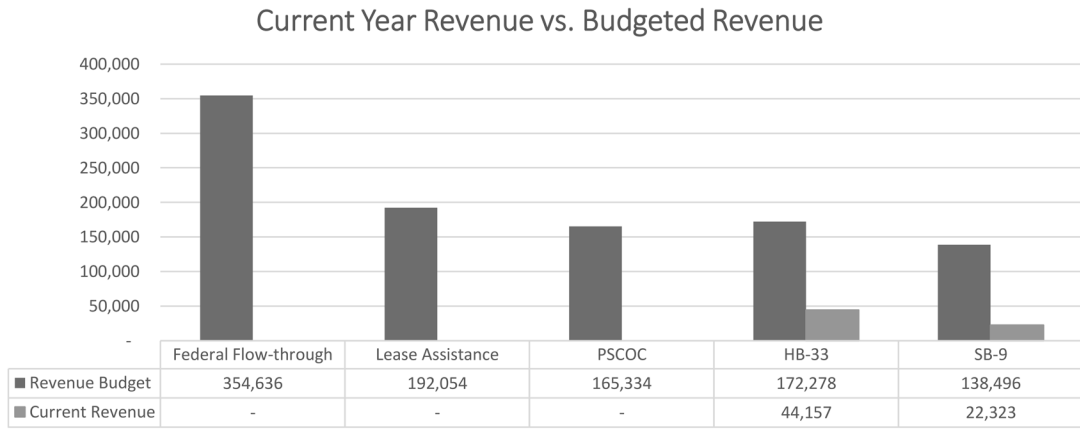
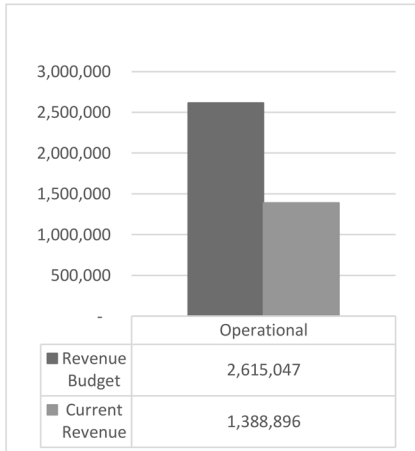
12/07/2020	19364	Lowe's	STUDENT PROJECT SUPPLIES	Accounts Payable	\$57.32
12/07/2020	19365	LSG and Associates Inc.	SPEECH AND LANGUAGE SERVICES - ALS, SLP	Accounts Payable	\$255.00
12/02/2020	19357	Margaret Osterfoss	Payment for missing check #18842	Accounts Payable	\$1,461.25
12/07/2020	19366	Margaret Osterfoss	SERVICES NOVEMBER 2020	Accounts Payable	\$840.00
12/14/2020	19379	NM Gas Company	Gas utility service	Accounts Payable	\$399.06
12/02/2020	19358	NWEA	Student Assessments	Accounts Payable	\$3,500.00
12/02/2020	19359	Paul Zamora	JANITORIAL SERVICES	Accounts Payable	\$1,500.00
12/14/2020	19380	PNM	UTILITIES - ELECTRIC	Accounts Payable	\$2,504.04
12/07/2020	19367	Quadient Finane USA, Inc.	POSTAGE METER LEASE	Accounts Payable	\$500.00
12/17/2020	19382	Royal Empire Catering	Staff appreciation	Accounts Payable	\$360.00
12/02/2020	19360	Shamrock Discount Janitor Supply	PPE Equipment	Accounts Payable	\$1,478.00
12/07/2020	19368	Shred-It, c/o Stericycle, Inc.	SHREDDING OF CONFIDENTIAL PAPERS	Accounts Payable	\$81.47
12/14/2020	19381	Staples	Inv: 3462706406	Accounts Payable	\$161.32
12/14/2020	19381	Staples	Project class supplies	Accounts Payable	\$1,234.56
12/14/2020	19381	Staples	Project class supplies	Accounts Payable	\$172.12
12/14/2020	19381	Staples	Inv: 3462706409	Accounts Payable	\$84.30
12/14/2020	19381	Staples	Inv: 3462831255	Accounts Payable	\$93.72
12/14/2020	19381	Staples	Project class supplies	Accounts Payable	\$92.68
12/14/2020	19381	Staples	Inv: 3462831257	Accounts Payable	\$50.70
12/14/2020	19381	Staples	PPE Supplies	Accounts Payable	\$5.34
12/14/2020	19381	Staples	Inv: 3463248044	Accounts Payable	\$38.74
12/14/2020	19381	Staples	Project class supplies	Accounts Payable	\$64.40
12/14/2020	19381	Staples	Inv: 3464072290	Accounts Payable	\$198.00
12/14/2020	19381	Staples	Project Class Supplies	Accounts Payable	\$84.30
12/14/2020	19381	Staples	Project Class Supplies	Accounts Payable	\$50.70
12/07/2020	19369	Stericycle	Medial waster removal service	Accounts Payable	\$138.53
12/07/2020	19370	T-Mobile	HOT SPOTS INTERNET ACCESS FOR ONLINE LEARNING	Accounts Payable	\$640.00
12/02/2020	19361	Urban Ground Maintenance, LLC	Landscaping care - property cleaning	Accounts Payable	\$900.00
12/07/2020	19371	Windstream Services, LLC	Inv: 73286475	Accounts Payable	\$2,815.93

ACE Leadership High School

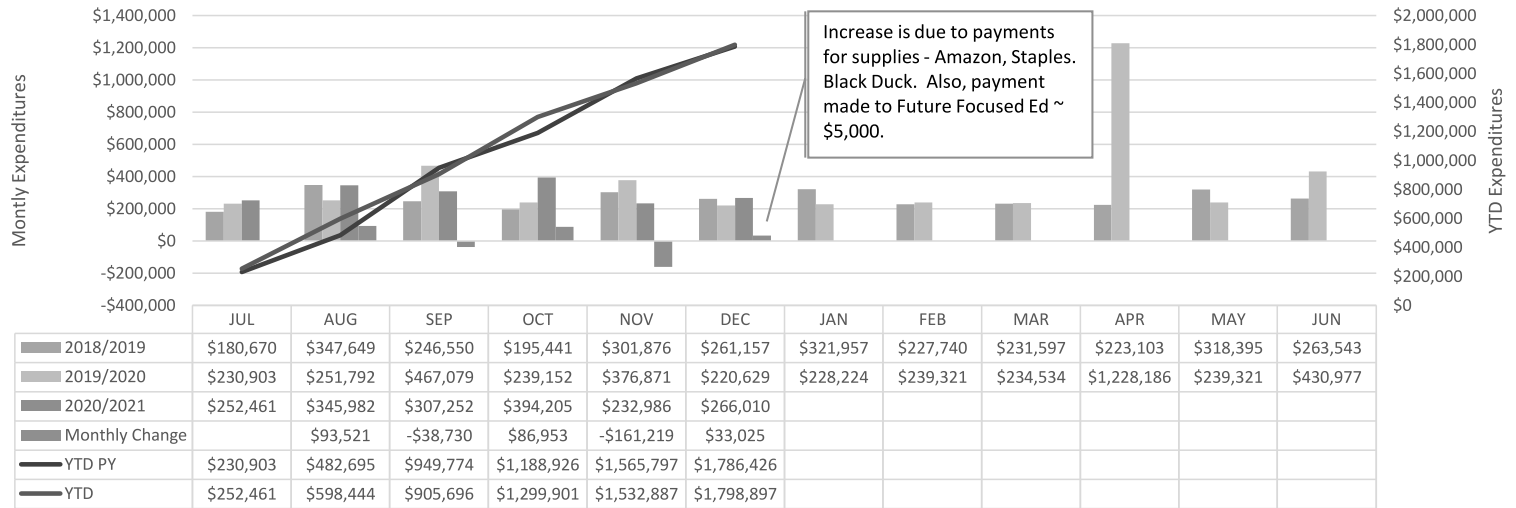
Expenditure Analytical Review

December 31, 2020

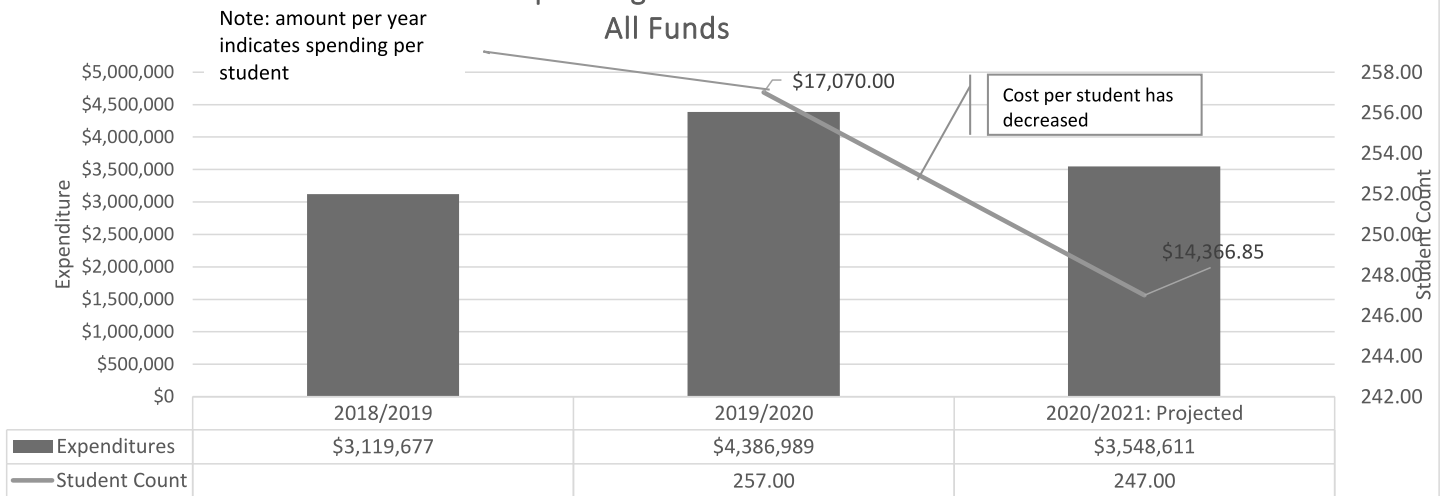




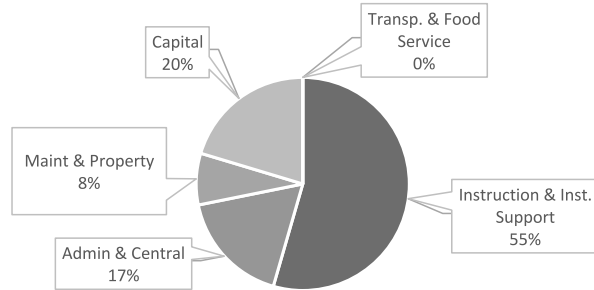
Yearly Expenditure Comparison by Month - All Funds



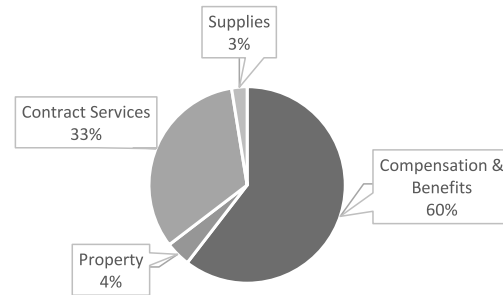
Spending Per Student All Funds



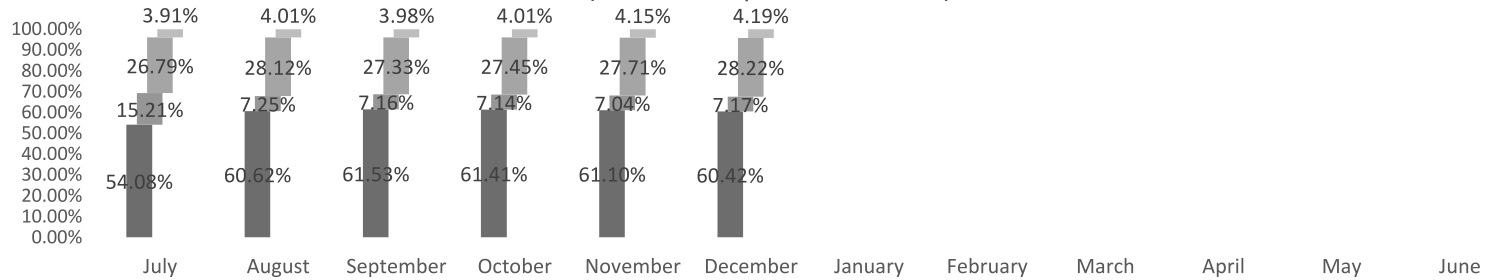
Estimated Expenditures by Function - All Funds



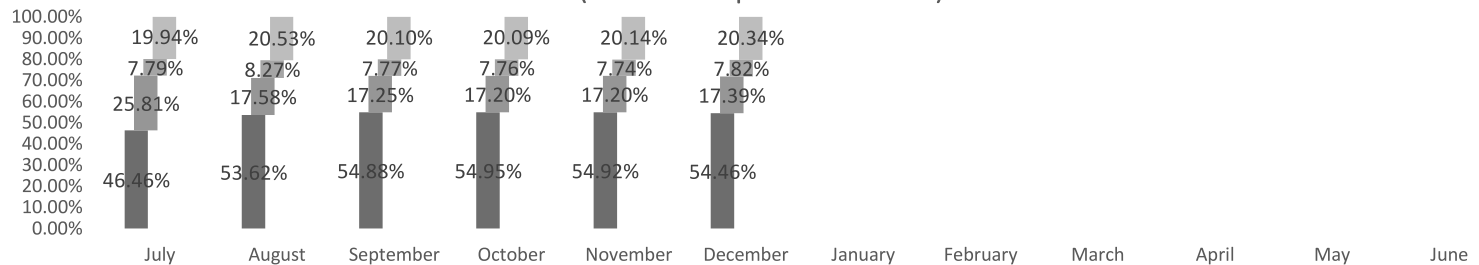
Estimated Expenditures by Object - All Funds



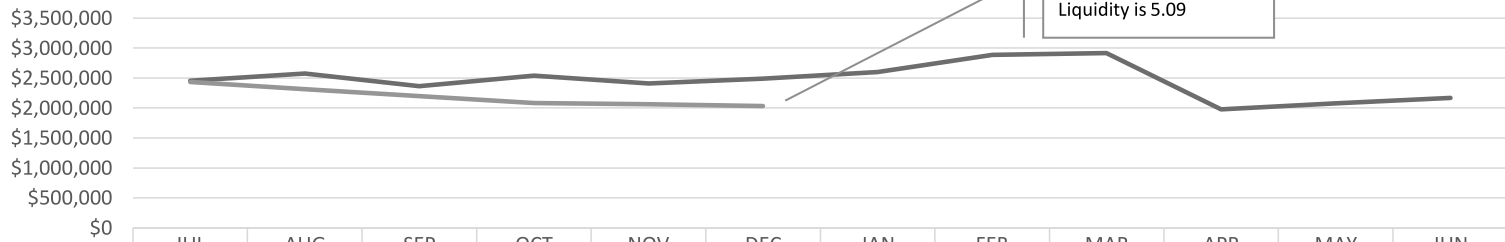
Object Code Change in Percentage by Month
(All Funds - Exp & Encumbrance)



Function Code Change in Percentage by Month
(All Funds - Exp & Encumbrance)



Monthly Cash Balance All Funds



	JUL	AUG	SEP	OCT	NOV	DEC	JAN	FEB	MAR	APR	MAY	JUN
— FY2020	\$2,456,227	\$2,577,237	\$2,362,110	\$2,539,067	\$2,411,008	\$2,487,861	\$2,601,461	\$2,886,780	\$2,920,161	\$1,976,280	\$2,076,798	\$2,167,767
— FY2021	\$2,437,643	\$2,315,912	\$2,197,556	\$2,083,917	\$2,060,343	\$2,031,921						

ACE Leadership High School

Balance Sheet Report

Cycle: FY20-21; Fund Class: [All]; Fund Columns: [All Non-Zero Funds]; Account Expression: [All]; Balance Date: 12/31/2020; Detail: No; Created On: 1/12/2021 11:38:20 AM

Description	11000	14000	21000	23001	23002	23003	24101
11012 - Cash	\$1,424,629.46	\$87,367.99	\$2,518.02	\$66.67	\$500.00	\$1,126.05	(\$41,111.34)
Subtotal of Account Type: Asset	\$1,424,629.46	\$87,367.99	\$2,518.02	\$66.67	\$500.00	\$1,126.05	(\$41,111.34)
Subtotal of Account Group: Assets	\$1,424,629.46	\$87,367.99	\$2,518.02	\$66.67	\$500.00	\$1,126.05	(\$41,111.34)
23011 - Accrued Salaries and Benefits	\$1,009.46	\$0.00	\$0.00	\$0.00	\$0.00	\$0.00	\$1,567.47
23138 - Disability	\$248.90	\$0.00	\$0.00	\$0.00	\$0.00	\$0.00	\$7.68
23147 - Voluntary Deductions	\$368.74	\$0.00	\$0.00	\$0.00	\$0.00	\$0.00	\$5.88
23148 - Direct Deposit	\$0.00	\$0.00	\$0.00	\$0.00	\$0.00	\$0.00	(\$1,567.47)
23225 - Health Insurance	\$19,026.43	\$0.00	\$0.00	\$0.00	\$0.00	\$0.00	\$659.69
23226 - Unemployment Insurance	\$1,469.67	\$0.00	\$0.00	\$0.00	\$0.00	\$0.00	\$55.18
Subtotal of Account Type: Liability	\$22,123.20	\$0.00	\$0.00	\$0.00	\$0.00	\$0.00	\$728.43
32200 - Designated Fund Balance	\$0.00	\$0.00	\$0.00	\$345.00	\$0.00	\$0.00	\$0.00
32300 - Unreserved Fund Balance	\$1,169,086.31	\$88,448.89	\$2,518.02	(\$278.33)	\$500.00	\$1,126.05	(\$41,447.97)
Net Increase/Decrease	\$233,419.95	(\$1,080.90)	\$0.00	\$0.00	\$0.00	\$0.00	(\$391.80)
Subtotal of Account Type: Fund Balance/Retained Earnings	\$1,402,506.26	\$87,367.99	\$2,518.02	\$66.67	\$500.00	\$1,126.05	(\$41,839.77)
Subtotal of Account Group: Liabilities/Fund Balance	\$1,424,629.46	\$87,367.99	\$2,518.02	\$66.67	\$500.00	\$1,126.05	(\$41,111.34)

ACE Leadership High School

Balance Sheet Report

Cycle: FY20-21; Fund Class: [All]; Fund Columns: [All Non-Zero Funds]; Account Expression: [All]; Balance Date: 12/31/2020; Detail: No; Created On: 1/12/2021 11:38:20 AM

Description	24106	24154	24190	24301	27107	27109	27130
11012 - Cash	(\$27,583.52)	(\$598.50)	(\$20,564.97)	(\$60,103.72)	\$0.00	\$0.18	\$0.00
Subtotal of Account Type: Asset	(\$27,583.52)	(\$598.50)	(\$20,564.97)	(\$60,103.72)	\$0.00	\$0.18	\$0.00
Subtotal of Account Group: Assets	(\$27,583.52)	(\$598.50)	(\$20,564.97)	(\$60,103.72)	\$0.00	\$0.18	\$0.00
23011 - Accrued Salaries and Benefits	\$0.00	\$0.00	\$0.00	\$0.00	\$0.00	\$0.00	\$0.00
23138 - Disability	\$15.34	\$0.00	\$0.00	\$0.00	\$0.00	\$0.00	\$0.00
23147 - Voluntary Deductions	\$2.94	\$0.00	\$0.00	\$0.00	\$0.00	\$0.00	\$0.00
23148 - Direct Deposit	\$0.00	\$0.00	\$0.00	\$0.00	\$0.00	\$0.00	\$0.00
23225 - Health Insurance	\$799.60	\$0.00	(\$938.42)	\$0.00	\$0.00	\$0.00	\$0.00
23226 - Unemployment Insurance	\$49.20	\$0.00	\$50.98	\$0.00	\$0.00	\$0.00	\$0.00
Subtotal of Account Type: Liability	\$867.08	\$0.00	(\$887.44)	\$0.00	\$0.00	\$0.00	\$0.00
32200 - Designated Fund Balance	\$0.00	\$0.00	\$0.00	\$0.00	\$0.00	\$0.00	\$0.00
32300 - Unreserved Fund Balance	(\$117,825.89)	\$0.00	(\$46,470.36)	\$0.00	(\$7,552.00)	\$0.18	(\$500.00)
Net Increase/Decrease	\$89,375.29	(\$598.50)	\$26,792.83	(\$60,103.72)	\$7,552.00	\$0.00	\$500.00
Subtotal of Account Type: Fund Balance/Retained Earnings	(\$28,450.60)	(\$598.50)	(\$19,677.53)	(\$60,103.72)	\$0.00	\$0.18	\$0.00
Subtotal of Account Group: Liabilities/Fund Balance	(\$27,583.52)	(\$598.50)	(\$20,564.97)	(\$60,103.72)	\$0.00	\$0.18	\$0.00

ACE Leadership High School

Balance Sheet Report

Cycle: FY20-21; Fund Class: [All]; Fund Columns: [All Non-Zero Funds]; Account Expression: [All]; Balance Date: 12/31/2020; Detail: No; Created On: 1/12/2021 11:38:20 AM

Description	29102	29114	31400	31600	31701	31703	Total
11012 - Cash	\$70,438.75	\$1,106.15	(\$74,988.86)	\$109,276.34	\$552,611.72	\$7,231.00	\$2,031,921.42
Subtotal of Account Type: Asset	\$70,438.75	\$1,106.15	(\$74,988.86)	\$109,276.34	\$552,611.72	\$7,231.00	\$2,031,921.42
Subtotal of Account Group: Assets	\$70,438.75	\$1,106.15	(\$74,988.86)	\$109,276.34	\$552,611.72	\$7,231.00	\$2,031,921.42
23011 - Accrued Salaries and Benefits	\$0.00	\$0.00	\$0.00	\$0.00	\$0.00	\$0.00	\$2,576.93
23138 - Disability	\$0.00	\$0.00	\$0.00	\$0.00	\$0.00	\$0.00	\$271.92
23147 - Voluntary Deductions	\$0.00	\$0.00	\$0.00	\$0.00	\$0.00	\$0.00	\$377.56
23148 - Direct Deposit	\$0.00	\$0.00	\$0.00	\$0.00	\$0.00	\$0.00	(\$1,567.47)
23225 - Health Insurance	\$0.00	\$0.00	\$0.00	\$0.00	\$0.00	\$0.00	\$19,547.30
23226 - Unemployment Insurance	\$0.00	\$0.00	\$0.00	\$0.00	\$0.00	\$0.00	\$1,625.03
Subtotal of Account Type: Liability	\$0.00	\$0.00	\$0.00	\$0.00	\$0.00	\$0.00	\$22,831.27
32200 - Designated Fund Balance	\$0.00	\$0.00	\$0.00	\$0.00	\$0.00	\$0.00	\$345.00
32300 - Unreserved Fund Balance	\$73,099.25	\$1,106.15	(\$1,597.00)	\$474,621.65	\$531,737.39	\$7,231.00	\$2,133,803.34
Net Increase/Decrease	(\$2,660.50)	\$0.00	(\$73,391.86)	(\$365,345.31)	\$20,874.33	\$0.00	(\$125,058.19)
Subtotal of Account Type: Fund Balance/Retained Earnings	\$70,438.75	\$1,106.15	(\$74,988.86)	\$109,276.34	\$552,611.72	\$7,231.00	\$2,009,090.15
Subtotal of Account Group: Liabilities/Fund Balance	\$70,438.75	\$1,106.15	(\$74,988.86)	\$109,276.34	\$552,611.72	\$7,231.00	\$2,031,921.42

ACE Leadership High School

Statement of Revenues and Expenditures and Change in Fund Balance

Cycle: FY20-21; Fund Class: [All]; Fund Columns: [All Non-Zero Funds]; Account Expression: ((Fund) >= "11000"); Include Element Value: Yes; Revenue Element: Function; Expenditure Element: Function; Begin Date: 12/01/2020; End Date: 12/31/2020

Description	11000 - Operational	14000 - Instructional Materials	24101 - Title I - IASA	24106 - Entitlement IDEA-B	24190 - Title 1- Comprehensive Su	24301 - CARES ACT	29102 - Private Dir Grants	31600 - Capital Improvements HB-3	31701 - Capital Improvements SB-9	Total
0000 - Revenue/Balance Sheet	\$216,930.84	\$0.00	\$0.00	\$0.00	\$0.00	\$0.00	\$0.00	\$38,237.87	\$19,343.69	\$274,512.40
Total Revenue	\$216,930.84	\$0.00	\$0.00	\$0.00	\$0.00	\$0.00	\$0.00	\$38,237.87	\$19,343.69	\$274,512.40
1000 - Instruction	\$90,426.14	\$517.00	\$8,802.49	\$5,116.43	\$3,586.00	\$1,483.34	\$360.00	\$0.00	\$0.00	\$110,291.40
2100 - Support Services-Students	\$49,941.04	\$0.00	\$5,446.48	\$0.00	\$0.00	\$0.00	\$0.00	\$0.00	\$0.00	\$55,387.52
2300 - Support Services-General Administration	\$14,720.07	\$0.00	\$0.00	\$0.00	\$0.00	\$0.00	\$0.00	\$382.38	\$193.44	\$15,295.89
2400 - Support Services-School Administration	\$14,549.58	\$0.00	\$0.00	\$0.00	\$0.00	\$0.00	\$2,300.50	\$0.00	\$0.00	\$16,850.08
2500 - Central Services	\$15,178.62	\$0.00	\$0.00	\$0.00	\$0.00	\$0.00	\$0.00	\$0.00	\$0.00	\$15,178.62
2600 - Operation & Maintenance of Plant	\$12,814.27	\$0.00	\$0.00	\$0.00	\$0.00	\$640.00	\$0.00	\$0.00	\$0.00	\$13,454.27
3300 - Community Services Operations	\$1,416.00	\$0.00	\$0.00	\$0.00	\$0.00	\$0.00	\$0.00	\$0.00	\$0.00	\$1,416.00
4000 - Capital Outlay	\$0.00	\$0.00	\$0.00	\$0.00	\$0.00	\$0.00	\$0.00	\$38,136.47	\$0.00	\$38,136.47
Total Expenditure	\$199,045.72	\$517.00	\$14,248.97	\$5,116.43	\$3,586.00	\$2,123.34	\$2,660.50	\$38,518.85	\$193.44	\$266,010.25
Total Other Financing Sources (Uses)	\$0.00	\$0.00	\$0.00	\$0.00	\$0.00	\$0.00	\$0.00	\$0.00	\$0.00	\$0.00
Excess (deficiency) of revenues and other sources over expenditures and other financing uses	\$17,885.12	(\$517.00)	(\$14,248.97)	(\$5,116.43)	(\$3,586.00)	(\$2,123.34)	(\$2,660.50)	(\$280.98)	\$19,150.25	\$8,502.15
Fund Balance, Beginning of year	\$1,169,086.31	\$88,448.89	(\$41,447.97)	(\$117,825.89)	(\$46,470.36)	\$0.00	\$73,099.25	\$474,621.65	\$531,737.39	\$2,131,249.27
Fund Balance, End of year	\$1,186,971.43	\$87,931.89	(\$55,696.94)	(\$122,942.32)	(\$50,056.36)	(\$2,123.34)	\$70,438.75	\$474,340.67	\$550,887.64	\$2,139,751.42

ACE Leadership High School

Bank Account Reconciliation Report (Bank Reconciliation)

Accounting Cycle: FY20-21; Bank: New Mexico Bank and Trust - Operating Account; Bank Account: 6182893 - Operating; Statement Date: 12/31/2020; Include Unposted Transactions: No; Created On: 1/4/2021 5:14:47 PM

Last Reconciled	Beginning Balance	Statement Date	Ending Balance		
11/30/2020	\$2,101,897.92	12/31/2020	\$2,119,119.34		
Date	Source Document	Item Number	Description	Deposit	Withdrawal
10/1/2020	1560		ACE Leadership High School FOUNDATION		\$38,136.47
11/17/2020	1563	19339	General Mailing & Shipping Systems Inc. II		\$157.00
11/17/2020	1563	19340	Gonzales, Ralph		\$25.00
11/30/2020	2834	19350	ReliaStar Life Insurance Company		\$50.00
11/30/2020	2835	19349	MG Trust Company		\$1,570.00
11/30/2020	2836	19348	Security Benefit		\$1,420.00
11/30/2020	2837	19347	American Heritage Life Insurance Company		\$75.26
11/30/2020	2840		Educational Retirement Board		\$29,579.32
12/2/2020	1565	19351	ACES-Association of Charter School Education Services		\$8,989.58
12/2/2020	1565	19352	Albuquerque Image Leasing A Program of DLL Finance		\$1,463.64
12/2/2020	1565	19353	CentruyLink		\$148.74
12/2/2020	1565	19355	InAccord, P.C.		\$3,236.25
12/2/2020	1565	19356	LogMEIn Communications Inc./Jive		\$290.62
12/2/2020	1565	19357	Margaret A. Osterfoss		\$1,461.25
12/2/2020	1565	19358	NWEA		\$3,500.00
12/2/2020	1565	19359	Paul Zamora		\$1,500.00
12/2/2020	1565	19360	Shamrock Discount Janitor Supply Supply		\$1,478.00
12/2/2020	1565	19361	Urban Ground Maintenance, LLC		\$900.00
12/4/2020	2833		NM Retireee Health Care Authority		\$3,661.35
12/4/2020	2842		NM Taxation and Revenue Department		\$3,051.80
12/7/2020	1566	19362	Albuquerque Bernalillo County Water Utility Authority		\$713.10
12/7/2020	1566	19363	Jesuit Volunteer Program Office		\$1,416.00
12/7/2020	1566	19364	Lowe's		\$57.32
12/7/2020	1566	19365	LSG and Associates Inc.		\$255.00
12/7/2020	1566	19366	Margaret A. Osterfoss		\$840.00
12/7/2020	1566	19367	Quadient Finance USA, Inc.		\$500.00
12/7/2020	1566	19368	Stericycle, Inc. (Shred-it)		\$81.47
12/7/2020	1566	19369	Stericycle		\$138.53
12/7/2020	1566	19370	T-Mobile USA Inc.		\$640.00
12/7/2020	1566	19371	Windstream Services, LLC		\$2,815.93
12/8/2020	1010	1010	SANDOVAL COUNTY HB33/SB-9	\$92.57	
12/11/2020	2843		NM Bank & Trust		\$38,960.72
12/11/2020	2844		Internal Revenue Service		\$12,442.82
12/14/2020	1567	19372	Amazon.com		\$8,182.00

12/14/2020	1567	19373	Black Duck Inc.		\$2,300.50
12/14/2020	1567	19374	CDW-G		\$720.00
12/14/2020	1567	19375	EAI Education		\$236.00
12/14/2020	1567	19377	Gonzales, Ralph		\$98.74
12/14/2020	1567	19378	Humble, Bradley		\$32.21
12/14/2020	1567	19379	NM Gas Company		\$399.06
12/14/2020	1567	19380	PNM		\$2,504.04
12/14/2020	1567	19381	Staples		\$2,330.88
12/14/2020	1571	19383	KMS, LLC		\$2,000.00
12/15/2020	1011	1011	APS SEG - SEPTEMBER 2020	\$216,930.84	
12/21/2020	1012	1012	BERNALILLO COUNTY HB33/SB-9	\$56,913.17	
12/23/2020	2859		NM Bank & Trust		\$43,037.36
12/23/2020	2860		Internal Revenue Service		\$14,220.24
12/31/2020	2858		NMPSIA		\$21,098.96
Sub Total				\$273,936.58	\$256,715.16

ACE Leadership High School

Bank Account Reconciliation Report (Outstanding)

Accounting Cycle: FY20-21; Bank: New Mexico Bank and Trust - Operating Account; Bank Account: 6182893 - Operating; Statement Date: 12/31/2020; Include Unposted Transactions: No;
 Created On: 1/4/2021 5:14:47 PM

Last Reconciled		Beginning Balance		Statement Date	
11/30/2020		(\$71,133.95)		12/31/2020	
Date	Source Document	Item Number	Description	Deposit	Withdrawal
8/17/2020	1547	19220	Elliott-Kramer, Bridget		\$44.00
10/5/2020	1557	19293	Stericycle, Inc. (Shred-it)		\$76.90
12/2/2020	1564		ACE Leadership High School FOUNDATION		\$38,136.47
12/2/2020	1565	19354	Future Focused Education		\$5,000.00
12/14/2020	1567	19376	EASi		\$1,929.61
12/17/2020	1570	19382	Royal Empire Catering LLC		\$360.00
12/31/2020	2861		NM Taxation and Revenue Department		\$3,360.23
12/31/2020	2862		NM Taxation and Revenue Department		\$124.70
12/31/2020	2863		NM Retireee Health Care Authority		\$3,857.87
12/31/2020	2864	19384	American Heritage Life Insurance Company		\$60.94
12/31/2020	2865	19385	Security Benefit		\$1,420.00
12/31/2020	2866	19387	MG Trust Company		\$1,570.00
12/31/2020	2867	19386	ReliaStar Life Insurance Company		\$50.00
12/31/2020	2868		Educational Retirement Board		\$31,207.20
Sub Total					\$87,197.92

ACE Leadership High School

Bank Account Reconciliation Report (Actual GL Detail)

Accounting Cycle: FY20-21; Bank: New Mexico Bank and Trust - Operating Account; Bank Account: 6182893 - Operating; Statement Date: 12/31/2020; Include Unposted Transactions: No; Created On: 1/4/2021 5:14:48 PM

Trans. Date	Source Document	Trans. No.	Account Code	Trans. Line Comment	Debit	Credit
12/02/2020	1564	00017531	31600-0000-11012-0000-001749-0000-00000-00000	Disbursement for Voucher: 1564; Fund=31600	\$0.00	\$38,136.47
12/02/2020	1565	00017538	24301-0000-11012-0000-001749-0000-00000-00000	Disbursement for Voucher: 1565; Fund=24301	\$0.00	\$1,478.00
12/02/2020	1565	00017538	11000-0000-11012-0000-001749-0000-00000-00000	Disbursement for Voucher: 1565; Fund=11000	\$0.00	\$26,490.08
12/04/2020	2833	00017519	11000-0000-11012-0000-001749-0000-00000-00000	Mark Payroll Voucher Paid 2833	\$0.00	\$3,316.81
12/04/2020	2833	00017519	24101-0000-11012-0000-001749-0000-00000-00000	Mark Payroll Voucher Paid 2833	\$0.00	\$122.68
12/04/2020	2833	00017519	24106-0000-11012-0000-001749-0000-00000-00000	Mark Payroll Voucher Paid 2833	\$0.00	\$111.82
12/04/2020	2833	00017519	24190-0000-11012-0000-001749-0000-00000-00000	Mark Payroll Voucher Paid 2833	\$0.00	\$110.04
12/04/2020	2842	00017653	24190-0000-11012-0000-001749-0000-00000-00000	Mark Payroll Voucher Paid 2842	\$0.00	\$73.18
12/04/2020	2842	00017653	24106-0000-11012-0000-001749-0000-00000-00000	Mark Payroll Voucher Paid 2842	\$0.00	\$104.13
12/04/2020	2842	00017653	24101-0000-11012-0000-001749-0000-00000-00000	Mark Payroll Voucher Paid 2842	\$0.00	\$105.20
12/04/2020	2842	00017653	11000-0000-11012-0000-001749-0000-00000-00000	Mark Payroll Voucher Paid 2842	\$0.00	\$2,769.29
12/07/2020	1566	00017603	11000-0000-11012-0000-001749-0000-00000-00000	Disbursement for Voucher: 1566; Fund=11000	\$0.00	\$6,817.35
12/07/2020	1566	00017603	24301-0000-11012-0000-001749-0000-00000-00000	Disbursement for Voucher: 1566; Fund=24301	\$0.00	\$640.00
12/08/2020	1010	00017796	31600-0000-11012-0000-001749-0000-00000-00000	Approve Cash Receipts Batch; Batch No.: 1010;Receipt No.: 295216	\$61.10	\$0.00
12/08/2020	1010	00017796	31701-0000-11012-0000-001749-0000-00000-00000	Approve Cash Receipts Batch; Batch No.: 1010;Receipt No.: 295215	\$31.47	\$0.00
12/11/2020	2843	00017613	24190-0000-11012-0000-001749-0000-00000-00000	Mark Payroll Voucher Paid 2843	\$0.00	\$1,453.81
12/11/2020	2843	00017613	11000-0000-11012-0000-001749-0000-00000-00000	Mark Payroll Voucher Paid 2843	\$0.00	\$35,072.68
12/11/2020	2843	00017613	24106-0000-11012-0000-001749-0000-00000-00000	Mark Payroll Voucher Paid 2843	\$0.00	\$1,114.97
12/11/2020	2843	00017613	24101-0000-11012-0000-001749-0000-00000-00000	Mark Payroll Voucher Paid 2843	\$0.00	\$1,319.26
12/11/2020	2844	00017612	24106-0000-11012-0000-001749-0000-00000-00000	Mark Payroll Voucher Paid 2844	\$0.00	\$399.37
12/11/2020	2844	00017612	24101-0000-11012-0000-001749-0000-00000-00000	Mark Payroll Voucher Paid 2844	\$0.00	\$449.92

12/11/2020	2844	00017612	11000-0000-11012-0000-001749-0000-00000-00000	Mark Payroll Voucher Paid 2844	\$0.00	\$11,135.02
12/11/2020	2844	00017612	24190-0000-11012-0000-001749-0000-00000-00000	Mark Payroll Voucher Paid 2844	\$0.00	\$458.51
12/14/2020	1567	00017623	24301-0000-11012-0000-001749-0000-00000-00000	Disbursement for Voucher: 1567; Fund=24301	\$0.00	\$5.34
12/14/2020	1567	00017623	29102-0000-11012-0000-001749-0000-00000-00000	Disbursement for Voucher: 1567; Fund=29102	\$0.00	\$2,300.50
12/14/2020	1567	00017623	11000-0000-11012-0000-001749-0000-00000-00000	Disbursement for Voucher: 1567; Fund=11000	\$0.00	\$7,107.71
12/14/2020	1567	00017623	14000-0000-11012-0000-001749-0000-00000-00000	Disbursement for Voucher: 1567; Fund=14000	\$0.00	\$517.00
12/14/2020	1567	00017623	24101-0000-11012-0000-001749-0000-00000-00000	Disbursement for Voucher: 1567; Fund=24101	\$0.00	\$8,802.49
12/14/2020	1571	00017657	11000-0000-11012-0000-001749-0000-00000-00000	Disbursement for Voucher: 1571; Fund=11000	\$0.00	\$2,000.00
12/15/2020	1011	00017767	11000-0000-11012-0000-001749-0000-00000-00000	Approve Cash Receipts Batch; Batch No.: 1011;Receipt No.: 12/11/	\$216,930.84	\$0.00
12/17/2020	1570	00017654	29102-0000-11012-0000-001749-0000-00000-00000	Disbursement for Voucher: 1570; Fund=29102	\$0.00	\$360.00
12/21/2020	1012	00017787	31600-0000-11012-0000-001749-0000-00000-00000	Approve Cash Receipts Batch; Batch No.: 1012;Receipt No.: 12/21/	\$37,794.39	\$0.00
12/21/2020	1012	00017787	31701-0000-11012-0000-001749-0000-00000-00000	Approve Cash Receipts Batch; Batch No.: 1012;Receipt No.: 12/21/	\$19,118.78	\$0.00
12/23/2020	2859	00017760	24190-0000-11012-0000-001749-0000-00000-00000	Mark Payroll Voucher Paid 2859	\$0.00	\$1,451.81
12/23/2020	2859	00017760	24106-0000-11012-0000-001749-0000-00000-00000	Mark Payroll Voucher Paid 2859	\$0.00	\$1,045.72
12/23/2020	2859	00017760	11000-0000-11012-0000-001749-0000-00000-00000	Mark Payroll Voucher Paid 2859	\$0.00	\$39,222.56
12/23/2020	2859	00017760	24101-0000-11012-0000-001749-0000-00000-00000	Mark Payroll Voucher Paid 2859	\$0.00	\$1,317.27
12/23/2020	2860	00017778	24101-0000-11012-0000-001749-0000-00000-00000	Mark Payroll Voucher Paid 2860	\$0.00	\$449.92
12/23/2020	2860	00017778	11000-0000-11012-0000-001749-0000-00000-00000	Mark Payroll Voucher Paid 2860	\$0.00	\$12,843.87
12/23/2020	2860	00017778	24106-0000-11012-0000-001749-0000-00000-00000	Mark Payroll Voucher Paid 2860	\$0.00	\$467.94
12/23/2020	2860	00017778	24190-0000-11012-0000-001749-0000-00000-00000	Mark Payroll Voucher Paid 2860	\$0.00	\$458.51
12/31/2020	2858	00017761	24190-0000-11012-0000-001749-0000-00000-00000	Mark Payroll Voucher Paid 2858	\$0.00	\$37.03
12/31/2020	2858	00017761	24106-0000-11012-0000-001749-0000-00000-00000	Mark Payroll Voucher Paid 2858	\$0.00	\$819.06
12/31/2020	2858	00017761	24101-0000-11012-0000-001749-0000-00000-00000	Mark Payroll Voucher Paid 2858	\$0.00	\$640.82
12/31/2020	2858	00017761	11000-0000-11012-0000-001749-0000-00000-00000	Mark Payroll Voucher Paid 2858	\$0.00	\$19,602.05
12/31/2020	2861	00017769	11000-0000-11012-0000-001749-0000-00000-00000	Mark Payroll Voucher Paid 2861	\$0.00	\$3,040.70

12/31/2020	2861	00017769	24101-0000-11012-0000-001749-0000-00000-00000	Mark Payroll Voucher Paid 2861	\$0.00	\$105.10
12/31/2020	2861	00017769	24106-0000-11012-0000-001749-0000-00000-00000	Mark Payroll Voucher Paid 2861	\$0.00	\$113.57
12/31/2020	2861	00017769	24190-0000-11012-0000-001749-0000-00000-00000	Mark Payroll Voucher Paid 2861	\$0.00	\$100.86
12/31/2020	2862	00017768	24106-0000-11012-0000-001749-0000-00000-00000	Mark Payroll Voucher Paid 2862	\$0.00	\$4.30
12/31/2020	2862	00017768	24190-0000-11012-0000-001749-0000-00000-00000	Mark Payroll Voucher Paid 2862	\$0.00	\$4.30
12/31/2020	2862	00017768	24101-0000-11012-0000-001749-0000-00000-00000	Mark Payroll Voucher Paid 2862	\$0.00	\$4.30
12/31/2020	2862	00017768	11000-0000-11012-0000-001749-0000-00000-00000	Mark Payroll Voucher Paid 2862	\$0.00	\$111.80
12/31/2020	2863	00017770	11000-0000-11012-0000-001749-0000-00000-00000	Mark Payroll Voucher Paid 2863	\$0.00	\$3,513.32
12/31/2020	2863	00017770	24101-0000-11012-0000-001749-0000-00000-00000	Mark Payroll Voucher Paid 2863	\$0.00	\$122.68
12/31/2020	2863	00017770	24106-0000-11012-0000-001749-0000-00000-00000	Mark Payroll Voucher Paid 2863	\$0.00	\$111.83
12/31/2020	2863	00017770	24190-0000-11012-0000-001749-0000-00000-00000	Mark Payroll Voucher Paid 2863	\$0.00	\$110.04
12/31/2020	2864	00017772	11000-0000-11012-0000-001749-0000-00000-00000	Mark Payroll Voucher Paid 2864	\$0.00	\$60.94
12/31/2020	2865	00017773	11000-0000-11012-0000-001749-0000-00000-00000	Mark Payroll Voucher Paid 2865	\$0.00	\$1,420.00
12/31/2020	2866	00017775	11000-0000-11012-0000-001749-0000-00000-00000	Mark Payroll Voucher Paid 2866	\$0.00	\$1,532.09
12/31/2020	2866	00017775	24106-0000-11012-0000-001749-0000-00000-00000	Mark Payroll Voucher Paid 2866	\$0.00	\$37.91
12/31/2020	2867	00017774	24106-0000-11012-0000-001749-0000-00000-00000	Mark Payroll Voucher Paid 2867	\$0.00	\$50.00
12/31/2020	2868	00017771	24106-0000-11012-0000-001749-0000-00000-00000	Mark Payroll Voucher Paid 2868	\$0.00	\$926.34
12/31/2020	2868	00017771	24190-0000-11012-0000-001749-0000-00000-00000	Mark Payroll Voucher Paid 2868	\$0.00	\$911.42
12/31/2020	2868	00017771	11000-0000-11012-0000-001749-0000-00000-00000	Mark Payroll Voucher Paid 2868	\$0.00	\$28,353.30
12/31/2020	2868	00017771	24101-0000-11012-0000-001749-0000-00000-00000	Mark Payroll Voucher Paid 2868	\$0.00	\$1,016.14
Sub Total					\$273,936.58	\$272,779.13

ACE Leadership High School

Bank Account Reconciliation Report (GL Reconciliation)

Accounting Cycle: FY20-21; Bank: New Mexico Bank and Trust - Operating Account; Bank Account: 6182893 - Operating; Statement Date: 12/31/2020; Include Unposted Transactions: No; Created On: 1/4/2021 5:14:48 PM

	Bank Reconciliation +	Outstanding	ExpectedGL -	ActualGL 1	Difference
Beginning Balance	\$2,101,897.92 +	(\$71,133.95) =	\$2,030,763.97 -	\$2,030,763.97 =	\$0.00
Deposits/Debits	\$273,936.58 +	\$0.00 =	\$273,936.58 -	\$273,936.58 =	\$0.00
Withdrawals/Credits	(\$256,715.16) +	(\$16,063.97) =	(\$272,779.13) -	(\$272,779.13) =	\$0.00
Sub Total	\$2,119,119.34	(\$87,197.92)	\$2,031,921.42	\$2,031,921.42	\$0.00

RETURN SERVICE REQUESTED

ACE LEADERSHIP HIGH SCHOOL
1240 BELLAMAH AVE NW
ALBUQUERQUE NM 87104-2133

Managing Your Accounts



New Mexico Bank & Trust



Customer Care Center: 877-280-1856



Mailing: P.O. Box 1048
Albuquerque, NM
87103-1048



Website: www.NMB-T.com

Summary of Accounts

Account Type	Account Number	Ending Balance
PUBLIC FUNDS ANALYSIS CHECKING	XXXXXX2893	\$2,119,119.34

PUBLIC FUNDS ANALYSIS CHECKING-XXXXXX2893

Account Summary

Date	Description	Amount
12/01/2020	Beginning Balance	\$2,101,897.92
	3 Credit(s) This Period	\$273,936.58
	45 Debit(s) This Period	\$256,715.16
12/31/2020	Ending Balance	\$2,119,119.34

Deposits

Date	Description	Amount
12/02/2020	DEPOSIT	\$92.57
		1 item(s) totaling \$92.57

Other Credits

Date	Description	Amount
12/11/2020	APS PAYMENTS ACE LEADERSHIP HS ACE LDRSHP CS	\$216,930.84
12/21/2020	BERNALILLO COUNT DISTR_PYMT NEW MEXICO SCHOOL FOR	\$56,913.17
		2 item(s) totaling \$273,844.01

Other Debits

Date	Description	Amount
12/02/2020	ACE LEADERSHIP H ACH Paymen RENT DECEMBER 2020	\$38,136.47
12/04/2020	NMERB WEB PAY ACE Leadership High Sc 02390	\$29,579.32
12/04/2020	ACE LEADERSHIP H ACH Paymen NMRHCA NOVEMBER 2020	\$3,661.35
12/04/2020	ACE LEADERSHIP H	\$21,098.96

FOR A CHANGE OF NAME OR ADDRESS PLEASE COMPLETE THE FORM BELOW

NAME _____

ADDRESS _____

CITY _____ STATE _____ ZIP _____

SOCIAL SECURITY _____

SIGNATURE _____ DATE _____

HOW TO BALANCE YOUR ACCOUNT

1. Subtract from your check register any service, miscellaneous, or automatic charge(s) posted on this statement, and add to your register any interest posted on this statement.
2. Mark (✓) your register after each check listed on front of statement.
3. Check off deposits shown on the statement against those shown in your check register.
4. Complete the form at right.
5. The final "balance" in the form to the right should agree with your check register balance. If it does not, read "HINTS FOR FINDING DIFFERENCES" below.

HINTS FOR FINDING DIFFERENCES

- Recheck all additions and subtractions or corrections.
- Verify the carryover balance from page to page in your check register.
- Make sure you have subtracted the service or miscellaneous charge(s) from your check register balance, and added the current interest.

This section applies exclusively to electronic fund transfers governed by Regulation E

In case of errors or questions about electronic transfers, telephone us or write to us at the address printed on this statement as soon as you can, if you think your statement or receipt is wrong or if you need more information about a transfer on the statement or receipt. We must hear from you no later than 60 days after we sent you the FIRST statement on which the error or problem appeared.

1. Tell us your name and account number (if any).
2. Describe the error or the transfer you are unsure about, and explain as clearly as you can why you believe there is an error or why you need more information.
3. Tell us the dollar amount of the suspected error.

We will investigate your complaint and will correct any error promptly. If we take more than 10 business days to do this, we will recredit your account for the amount you think is in error, so that you will have use of the money during the time it takes us to complete our investigation.

This section applies exclusively to information pertaining to credit extended primarily for personal, family, or household purposes. WHAT TO DO IF YOU THINK YOU FIND A MISTAKE ON YOUR STATEMENT

If you think there is an error on your statement, write to us at the address printed on this statement.

In your letter, give us the following information:

- Account information: Your name and account number.
- Dollar amount: The dollar amount of the suspected error.
- Description of the Problem: If you think there is an error on your bill, describe what you believe is wrong and why you believe it is a mistake.

You must contact us within 60 days after the error appeared on your statement.

You must notify us of any potential errors in writing. You may call us, but if you do we are not required to investigate any potential errors and you

NEW BALANCE		\$
TRANSFER AMOUNT FROM OTHER SIDE		
ADD		
DEPOSITS MADE SINCE ENDING DATE ON A STATEMENT		
SUBTOTAL		
CHECKS NOT LISTED ON THIS OR PRIOR STATEMENTS		
NUMBER	AMOUNT	
TOTAL CHECKS NOT LISTED	----->	
SUBTRACT TOTAL CHECKS NO LISTED FROM SUBTOTAL ABOVE	BALANCE	

THIS SHOULD AGREE WITH YOUR CHECK REGISTER BALANCE

Balance subject to interest rate.

Average daily balance method (including current transactions): We figure the interest charge on your account by applying the periodic rate to the "average daily balance" of your account. To get the "average daily balance" we take the beginning balance of your account each day, add any new (purchases/ advances/fees), and subtract (any unpaid interest or other finance charges and) any payments or credits. This gives us the daily balance. Then, we add up all the daily balances for the billing cycle and divide the total by the number of days in the billing cycle. This gives us the "average daily balance".

may have to pay the amount in question.

While we investigate whether or not there has been an error, the following are true:

- We cannot try to collect the amount in question, or report you as delinquent on that amount.
- The charge in question may remain on your statement, and we may continue to charge you interest on that amount. But, if we determine that we made a mistake, you will not have to pay the amount in question or any interest or other fees related to that amount.
- While you do not have to pay the amount in question, you are responsible for the remainder of your balance.
- We can apply any unpaid amount against your credit limit.

PUBLIC FUNDS ANALYSIS CHECKING-XXXXXX2893 (continued)**Other Debits (continued)**

Date	Description	Amount
	<i>ACH Paymen</i>	
	<i>NMPSIA BILLING DECEMBER 2020</i>	
12/07/2020	TAX_REV_CRSECKSTRD PMNT ACE LEADERSHIP HIGH SC XXXXX2688	\$3,051.80
12/11/2020	IRS USATAXPYMT NEW MEXICO SCHOOL FOR 270074673319567	\$12,442.82
12/11/2020	ACE LEADERSHIP H Payroll ACE LEADERSHIP H AXXXXX4819	\$38,960.72
12/23/2020	IRS USATAXPYMT NEW MEXICO SCHOOL FOR 270075801122110	\$14,220.24
12/23/2020	ACE LEADERSHIP H Payroll ACE LEADERSHIP H AXXXXX4819	\$43,037.36

9 item(s) totaling \$204,189.04

Checks Cleared

Check Nbr	Date	Amount	Check Nbr	Date	Amount	Check Nbr	Date	Amount
19339	12/01/2020	\$157.00	19358	12/09/2020	\$3,500.00	19370	12/16/2020	\$640.00
19340	12/21/2020	\$25.00	19359	12/09/2020	\$1,500.00	19371	12/24/2020	\$2,815.93
19347*	12/23/2020	\$75.26	19360	12/04/2020	\$1,478.00	19372	12/21/2020	\$8,182.00
19348	12/08/2020	\$1,420.00	19361	12/15/2020	\$900.00	19373	12/22/2020	\$2,300.50
19349	12/09/2020	\$1,570.00	19362	12/14/2020	\$713.10	19374	12/22/2020	\$720.00
19350	12/08/2020	\$50.00	19363	12/28/2020	\$1,416.00	19375	12/21/2020	\$236.00
19351	12/07/2020	\$8,989.58	19364	12/14/2020	\$57.32	19377*	12/21/2020	\$98.74
19352	12/10/2020	\$1,463.64	19365	12/23/2020	\$255.00	19378	12/21/2020	\$32.21
19353	12/10/2020	\$148.74	19366	12/24/2020	\$840.00	19379	12/21/2020	\$399.06
19355*	12/07/2020	\$3,236.25	19367	12/21/2020	\$500.00	19380	12/21/2020	\$2,504.04
19356	12/07/2020	\$290.62	19368	12/15/2020	\$81.47	19381	12/21/2020	\$2,330.88
19357	12/07/2020	\$1,461.25	19369	12/14/2020	\$138.53	19383*	12/21/2020	\$2,000.00

* Indicates skipped check number

36 item(s) totaling \$52,526.12

Daily Balances

Date	Amount	Date	Amount	Date	Amount
11/30/2020	\$2,101,897.92	12/09/2020	\$1,982,809.89	12/21/2020	\$2,184,799.63
12/01/2020	\$2,101,740.92	12/10/2020	\$1,981,197.51	12/22/2020	\$2,181,779.13
12/02/2020	\$2,063,697.02	12/11/2020	\$2,146,724.81	12/23/2020	\$2,124,191.27
12/04/2020	\$2,007,879.39	12/14/2020	\$2,145,815.86	12/24/2020	\$2,120,535.34
12/07/2020	\$1,990,849.89	12/15/2020	\$2,144,834.39	12/28/2020	\$2,119,119.34
12/08/2020	\$1,989,379.89	12/16/2020	\$2,144,194.39		

DEPOSIT TICKET

ACE LEADERSHIP HIGH SCHOOL
1240 Williams Ave. NW
Albuquerque, NM 87104

DATE: 12/02/2020
AMOUNT: 925.73

TO THE ORDER OF: *[Signature]*

#00000000 12/02 \$92.57

ACE Leadership High School
1240 Williams Ave. NW
Albuquerque, NM 87104

DATE: 12/01/2020
AMOUNT: \$157.00

TO THE ORDER OF: *[Signature]*

#000019339 12/01 \$157.00

ACE Leadership High School
1240 Williams Ave. NW
Albuquerque, NM 87104

DATE: 12/21/2020
AMOUNT: \$25.00

TO THE ORDER OF: *[Signature]*

#000019340 12/21 \$25.00

ACE Leadership High School
1240 Williams Ave. NW
Albuquerque, NM 87104

DATE: 12/23/2020
AMOUNT: \$75.26

TO THE ORDER OF: *[Signature]*

#000019347 12/23 \$75.26

ACE Leadership High School
1240 Williams Ave. NW
Albuquerque, NM 87104

DATE: 12/08/2020
AMOUNT: \$1,420.00

TO THE ORDER OF: *[Signature]*

#000019348 12/08 \$1,420.00

ACE Leadership High School
1240 Williams Ave. NW
Albuquerque, NM 87104

DATE: 12/09/2020
AMOUNT: \$1,570.00

TO THE ORDER OF: *[Signature]*

#000019349 12/09 \$1,570.00

ACE Leadership High School
1240 Williams Ave. NW
Albuquerque, NM 87104

DATE: 12/08/2020
AMOUNT: \$50.00

TO THE ORDER OF: *[Signature]*

#000019350 12/08 \$50.00

ACE Leadership High School
1240 Williams Ave. NW
Albuquerque, NM 87104

DATE: 12/07/2020
AMOUNT: \$8,989.58

TO THE ORDER OF: *[Signature]*

#000019351 12/07 \$8,989.58

ACE Leadership High School
1240 Williams Ave. NW
Albuquerque, NM 87104

DATE: 12/10/2020
AMOUNT: \$1,463.64

TO THE ORDER OF: *[Signature]*

#000019352 12/10 \$1,463.64

ACE Leadership High School
1240 Williams Ave. NW
Albuquerque, NM 87104

DATE: 12/10/2020
AMOUNT: \$148.74

TO THE ORDER OF: *[Signature]*

#000019353 12/10 \$148.74

ACE Leadership High School
1240 Williams Ave. NW
Albuquerque, NM 87104

DATE: 12/07/2020
AMOUNT: \$3,236.25

TO THE ORDER OF: *[Signature]*

#000019355 12/07 \$3,236.25

ACE Leadership High School
1240 Williams Ave. NW
Albuquerque, NM 87104

DATE: 12/07/2020
AMOUNT: \$290.62

TO THE ORDER OF: *[Signature]*

#000019356 12/07 \$290.62

ACE Leadership High School
1240 Williams Ave. NW
Albuquerque, NM 87104

DATE: 12/07/2020
AMOUNT: \$1,461.25

TO THE ORDER OF: *[Signature]*

#000019357 12/07 \$1,461.25

ACE Leadership High School
1240 Williams Ave. NW
Albuquerque, NM 87104

DATE: 12/09/2020
AMOUNT: \$3,500.00

TO THE ORDER OF: *[Signature]*

#000019358 12/09 \$3,500.00

ACE Leadership High School
1240 Williams Ave. NW
Albuquerque, NM 87104

DATE: 12/09/2020
AMOUNT: \$1,500.00

TO THE ORDER OF: *[Signature]*

#000019359 12/09 \$1,500.00

ACE Leadership High School
1240 Williams Ave. NW
Albuquerque, NM 87104

DATE: 12/04/2020
AMOUNT: \$1,478.00

TO THE ORDER OF: *[Signature]*

#000019360 12/04 \$1,478.00

ACE Leadership High School
1240 Williams Ave. NW
Albuquerque, NM 87104

DATE: 12/15/2020
AMOUNT: \$900.00

TO THE ORDER OF: *[Signature]*

#000019361 12/15 \$900.00

ACE Leadership High School
1240 Williams Ave. NW
Albuquerque, NM 87104

DATE: 12/14/2020
AMOUNT: \$713.10

TO THE ORDER OF: *[Signature]*

#000019362 12/14 \$713.10

ACE Leadership High School
1242 Belvidere Ave NW
Albuquerque, NM 87104

New Mexico Bank and Trust
95464

DATE: 12/28
VOIDABLE: YES
AMOUNT: \$1,416.00
PAY TO THE ORDER OF: \$1,416.00

PAY: One thousand four hundred sixteen and 00/100

TO THE ORDER OF: Next Volunteer Progress Office
801 S 2nd Street
Albuquerque, NM 87102

#000019363

12/28 \$1,416.00

ACE Leadership High School
1242 Belvidere Ave NW
Albuquerque, NM 87104

New Mexico Bank and Trust
95464

DATE: 12/14
VOIDABLE: YES
AMOUNT: \$57.32
PAY TO THE ORDER OF: \$57.32

PAY: Fifty-seven and 32/100

TO THE ORDER OF: Jovita
PO Box 51954
Atlanta, GA 30353-0954

#000019364

12/14 \$57.32

ACE Leadership High School
1242 Belvidere Ave NW
Albuquerque, NM 87104

New Mexico Bank and Trust
95464

DATE: 12/23
VOIDABLE: YES
AMOUNT: \$255.00
PAY TO THE ORDER OF: \$255.00

PAY: Two hundred fifty-five and 00/100

TO THE ORDER OF: LSI of America Inc.
630 Camino Expans NW
Albuquerque, NM 87109-5817

#000019365

12/23 \$255.00

ACE Leadership High School
1242 Belvidere Ave NW
Albuquerque, NM 87104

New Mexico Bank and Trust
95464

DATE: 12/24
VOIDABLE: YES
AMOUNT: \$840.00
PAY TO THE ORDER OF: \$840.00

PAY: Eight hundred forty and 00/100

TO THE ORDER OF: Margaret A. Garfield
608 Kelly Ave #12C
Albuquerque, NM 87109

#000019366

12/24 \$840.00

ACE Leadership High School
1242 Belvidere Ave NW
Albuquerque, NM 87104

New Mexico Bank and Trust
95464

DATE: 12/21
VOIDABLE: YES
AMOUNT: \$500.00
PAY TO THE ORDER OF: \$500.00

PAY: Five hundred and 00/100

TO THE ORDER OF: Quality Power USA, Inc.
PO Box 12462-2997-9621
Dallas, TX 75212-9621

#000019367

12/21 \$500.00

ACE Leadership High School
1242 Belvidere Ave NW
Albuquerque, NM 87104

New Mexico Bank and Trust
95464

DATE: 12/15
VOIDABLE: YES
AMOUNT: \$81.47
PAY TO THE ORDER OF: \$81.47

PAY: Eighty-one and 47/100

TO THE ORDER OF: Serenity, Inc (DBA) Inc
2155 Wagon Road
Bakersfield, CA 93315

#000019368

12/15 \$81.47

ACE Leadership High School
1242 Belvidere Ave NW
Albuquerque, NM 87104

New Mexico Bank and Trust
95464

DATE: 12/14
VOIDABLE: YES
AMOUNT: \$138.53
PAY TO THE ORDER OF: \$138.53

PAY: One hundred thirty-eight and 53/100

TO THE ORDER OF: Serenity
P.O. Box 678
Crest Brook, IL 60137-6078

#000019369

12/14 \$138.53

ACE Leadership High School
1242 Belvidere Ave NW
Albuquerque, NM 87104

New Mexico Bank and Trust
95464

DATE: 12/16
VOIDABLE: YES
AMOUNT: \$640.00
PAY TO THE ORDER OF: \$640.00

PAY: Six hundred forty and 00/100

TO THE ORDER OF: T-Mobile USA, Inc.
PO Box 74295
Charlotte, NC 28274-2956

#000019370

12/16 \$640.00

ACE Leadership High School
1242 Belvidere Ave NW
Albuquerque, NM 87104

New Mexico Bank and Trust
95464

DATE: 12/24
VOIDABLE: YES
AMOUNT: \$2,815.93
PAY TO THE ORDER OF: \$2,815.93

PAY: Two thousand eight hundred fifteen and 93/100

TO THE ORDER OF: Wilderness Services, LLC
4011 Rainbow Falls Road
Little Rock, AR 72212

#000019371

12/24 \$2,815.93

ACE Leadership High School
1242 Belvidere Ave NW
Albuquerque, NM 87104

New Mexico Bank and Trust
95464

DATE: 12/21
VOIDABLE: YES
AMOUNT: \$8,182.00
PAY TO THE ORDER OF: \$8,182.00

PAY: Eight thousand one hundred eighty-two and 00/100

TO THE ORDER OF: Kwik-Dek Inc.
PO Box 51954
Atlanta, GA 30353-0954

#000019372

12/21 \$8,182.00

ACE Leadership High School
1242 Belvidere Ave NW
Albuquerque, NM 87104

New Mexico Bank and Trust
95464

DATE: 12/22
VOIDABLE: YES
AMOUNT: \$2,300.50
PAY TO THE ORDER OF: \$2,300.50

PAY: Two thousand three hundred and 50/100

TO THE ORDER OF: Blue Deck Inc.
4925 Park American Parkway NE
Albuquerque, NM 87110

#000019373

12/22 \$2,300.50

ACE Leadership High School
1242 Belvidere Ave NW
Albuquerque, NM 87104

New Mexico Bank and Trust
95464

DATE: 12/22
VOIDABLE: YES
AMOUNT: \$720.00
PAY TO THE ORDER OF: \$720.00

PAY: Seven hundred twenty and 00/100

TO THE ORDER OF: CDRX Co
780 North Mendenhall Ave
Vancouver, BC, V6C 2G5

#000019374

12/22 \$720.00

ACE Leadership High School
1242 Belvidere Ave NW
Albuquerque, NM 87104

New Mexico Bank and Trust
95464

DATE: 12/21
VOIDABLE: YES
AMOUNT: \$236.00
PAY TO THE ORDER OF: \$236.00

PAY: Two hundred thirty-six and 00/100

TO THE ORDER OF: SAS Software
PO Box 41316
Darien, MA 02881-0366

#000019375

12/21 \$236.00

ACE Leadership High School
1242 Belvidere Ave NW
Albuquerque, NM 87104

New Mexico Bank and Trust
95464

DATE: 12/21
VOIDABLE: YES
AMOUNT: \$98.74
PAY TO THE ORDER OF: \$98.74

PAY: Ninety-eight and 74/100

TO THE ORDER OF: Ryan Garfield
1335 Parkway Dr. NW
Albuquerque, NM 87122

#000019377

12/21 \$98.74

ACE Leadership High School
1242 Belvidere Ave NW
Albuquerque, NM 87104

New Mexico Bank and Trust
95464

DATE: 12/21
VOIDABLE: YES
AMOUNT: \$32.21
PAY TO THE ORDER OF: \$32.21

PAY: Thirty-two and 21/100

TO THE ORDER OF: Serenity Bank
802 Wagon Road NW
Albuquerque, NM 87107

#000019378

12/21 \$32.21

ACE Leadership High School
1242 Belvidere Ave NW
Albuquerque, NM 87104

New Mexico Bank and Trust
95464

DATE: 12/21
VOIDABLE: YES
AMOUNT: \$399.06
PAY TO THE ORDER OF: \$399.06

PAY: Three hundred ninety-nine and 06/100

TO THE ORDER OF: NW Co Company
PO Box 3185
Albuquerque, NM 87125-7185

#000019379

12/21 \$399.06

ACE Leadership High School
1242 Belvidere Ave NW
Albuquerque, NM 87104

New Mexico Bank and Trust
95464

DATE: 12/21
VOIDABLE: YES
AMOUNT: \$2,504.04
PAY TO THE ORDER OF: \$2,504.04

PAY: Two thousand five hundred four and 4/100

TO THE ORDER OF: PMA
P.O. Box 2790
Albuquerque, NM 87103-2790

#000019380

12/21 \$2,504.04

ACE Leadership High School
1242 Belvidere Ave NW
Albuquerque, NM 87104

New Mexico Bank and Trust
95464

DATE: 12/21
VOIDABLE: YES
AMOUNT: \$2,330.88
PAY TO THE ORDER OF: \$2,330.88

PAY: Two thousand three hundred thirty and 88/100

TO THE ORDER OF: Sargis
P.O. Box 13439 - Dept. DAL
Chicago, IL 60616-3589

#000019381

12/21 \$2,330.88

ACE Leadership High School
1240 Buchanan Ave. SW
Albuquerque, NM 87104

New Mexico State and Trust
15434

DATE	12/21/2020
AMOUNT	2000.00
CHECK NUMBER	00019383

TO THE ORDER OF:
KING, LLC
P.O. BOX 14856
ALBUQUERQUE, NM 87115

#019383# 4340100554140005485873#

#000019383 12/21 \$2,000.00

FACTS	WHAT DOES HEARTLAND FINANCIAL USA, INC. DO WITH YOUR PERSONAL INFORMATION?														
Why?	Financial companies choose how they share your personal information. Federal law gives consumers the right to limit some but not all sharing. Federal law also requires us to tell you how we collect, share, and protect your personal information. Please read this notice carefully to understand what we do.														
What?	The types of personal information we collect and share depend on the product or service you have with us. This information can include: <ul style="list-style-type: none"> • Social Security number and income • Account Balances and Payment History • Credit History and Credit Scores 														
How?	All financial companies need to share customers' personal information to run their everyday business. In the section below, we list the reasons financial companies can share their customers' personal information; the reasons Heartland Financial USA, Inc. chooses to share; and whether you can limit this sharing.														
Reasons we can share your personal information		Does Heartland Financial USA, Inc. share?	Can you limit this sharing?												
For our everyday business purposes – such as to process your transactions, maintain your account(s), respond to court orders and legal investigations, or report to credit bureaus		Yes	No												
For our marketing purposes – to offer our products and services to you		Yes	Yes												
For joint marketing with other financial companies		Yes	No												
For our affiliates' everyday business purposes – information about your transactions and experiences		Yes	No												
For our affiliates' everyday business purposes – information about your creditworthiness		Yes	Yes												
For our affiliates to market to you		Yes	Yes												
For non-affiliates to market to you		No	We don't share												
To limit our sharing	<p>If you want to limit sharing, please call your institution at the toll-free number listed below.</p> <table border="0" style="width: 100%;"> <tr> <td style="width: 50%;">Arizona Bank & Trust 877-280-1857</td> <td style="width: 50%;">Illinois Bank & Trust 877-280-1853</td> </tr> <tr> <td>Bank of Blue Valley 877-280-1862</td> <td>Minnesota Bank & Trust 877-280-1860</td> </tr> <tr> <td>Citywide Banks 877-280-1859</td> <td>New Mexico Bank & Trust 877-280-1856</td> </tr> <tr> <td>Dubuque Bank and Trust Company 877-280-1851</td> <td>Premier Valley Bank 877-280-1863</td> </tr> <tr> <td>DB&T Insurance 877-857-6032</td> <td>Rocky Mountain Bank 877-280-1858</td> </tr> <tr> <td>FirstBank & Trust 877-280-1864</td> <td>Wisconsin Bank & Trust 877-280-1855</td> </tr> </table> <p>Please note: If you are a <i>new</i> customer, we can begin sharing your information 30 days from the date we sent this notice. When you are <i>no longer</i> our customer, we continue to share your information as described in this notice. However, you can contact us at any time to limit our sharing.</p>			Arizona Bank & Trust 877-280-1857	Illinois Bank & Trust 877-280-1853	Bank of Blue Valley 877-280-1862	Minnesota Bank & Trust 877-280-1860	Citywide Banks 877-280-1859	New Mexico Bank & Trust 877-280-1856	Dubuque Bank and Trust Company 877-280-1851	Premier Valley Bank 877-280-1863	DB&T Insurance 877-857-6032	Rocky Mountain Bank 877-280-1858	FirstBank & Trust 877-280-1864	Wisconsin Bank & Trust 877-280-1855
Arizona Bank & Trust 877-280-1857	Illinois Bank & Trust 877-280-1853														
Bank of Blue Valley 877-280-1862	Minnesota Bank & Trust 877-280-1860														
Citywide Banks 877-280-1859	New Mexico Bank & Trust 877-280-1856														
Dubuque Bank and Trust Company 877-280-1851	Premier Valley Bank 877-280-1863														
DB&T Insurance 877-857-6032	Rocky Mountain Bank 877-280-1858														
FirstBank & Trust 877-280-1864	Wisconsin Bank & Trust 877-280-1855														
Questions?	<p>If you have any questions, please call your institution at the toll-free number listed below.</p> <table border="0" style="width: 100%;"> <tr> <td style="width: 50%;">Arizona Bank & Trust 877-280-1857</td> <td style="width: 50%;">Illinois Bank & Trust 877-280-1853</td> </tr> <tr> <td>Bank of Blue Valley 877-280-1862</td> <td>Minnesota Bank & Trust 877-280-1860</td> </tr> <tr> <td>Citywide Banks 877-280-1859</td> <td>New Mexico Bank & Trust 877-280-1856</td> </tr> <tr> <td>Dubuque Bank and Trust Company 877-280-1851</td> <td>Premier Valley Bank 877-280-1863</td> </tr> <tr> <td>DB&T Insurance 877-857-6032</td> <td>Rocky Mountain Bank 877-280-1858</td> </tr> <tr> <td>FirstBank & Trust 877-280-1864</td> <td>Wisconsin Bank & Trust 877-280-1855</td> </tr> </table>			Arizona Bank & Trust 877-280-1857	Illinois Bank & Trust 877-280-1853	Bank of Blue Valley 877-280-1862	Minnesota Bank & Trust 877-280-1860	Citywide Banks 877-280-1859	New Mexico Bank & Trust 877-280-1856	Dubuque Bank and Trust Company 877-280-1851	Premier Valley Bank 877-280-1863	DB&T Insurance 877-857-6032	Rocky Mountain Bank 877-280-1858	FirstBank & Trust 877-280-1864	Wisconsin Bank & Trust 877-280-1855
Arizona Bank & Trust 877-280-1857	Illinois Bank & Trust 877-280-1853														
Bank of Blue Valley 877-280-1862	Minnesota Bank & Trust 877-280-1860														
Citywide Banks 877-280-1859	New Mexico Bank & Trust 877-280-1856														
Dubuque Bank and Trust Company 877-280-1851	Premier Valley Bank 877-280-1863														
DB&T Insurance 877-857-6032	Rocky Mountain Bank 877-280-1858														
FirstBank & Trust 877-280-1864	Wisconsin Bank & Trust 877-280-1855														

Who We Are	
Who is providing this notice?	Heartland Financial USA, Inc. on behalf of its affiliates.
What We Do	
How does Heartland Financial USA, Inc. protect my personal information?	To protect your personal information from unauthorized access and use, we use security measures that comply with federal law. These measures include computer safeguards and secured files and buildings.
How does Heartland Financial USA, Inc. collect my personal information?	<p>We collect your personal information, for example, when you:</p> <ul style="list-style-type: none"> • Open an account • Deposit money • Apply for a loan • Seek advice about your investments • Tell us about your investment or retirement portfolio <p>We also collect your personal information from others, such as credit bureaus, affiliates, or other companies.</p>
Why can't I limit all sharing?	<p>Federal law gives you the right to limit only</p> <ul style="list-style-type: none"> • Sharing for affiliates' everyday business purposes — information about your creditworthiness • Affiliates from using your information to market to you • Sharing for nonaffiliates to market to you <p>State laws and individual companies may give you additional rights to limit sharing. See below for more on your rights under state law.</p>
What happens when I limit sharing for an account I hold jointly with someone else?	Your choices will apply to everyone on your account.
Definitions	
Affiliates	<p>Companies related by common ownership or control. They can be financial and non-financial companies.</p> <ul style="list-style-type: none"> • <i>Our affiliates include companies with a common ownership of Heartland Financial USA, Inc. which includes financial companies such as Arizona Bank & Trust, Bankers Realty Solutions LLC, Bank of Blue Valley, Citywide Banks, Dubuque Bank and Trust Company, DB&T Insurance, FirstBank & Trust, Heartland Financial USA, Inc. Insurance Services, Illinois Bank & Trust, Minnesota Bank & Trust, New Mexico Bank & Trust, Premier Valley Bank, Rocky Mountain Bank, Wisconsin Bank & Trust.</i>
Nonaffiliates	<p>Companies not related by common ownership or control. They can be financial and non-financial companies.</p> <ul style="list-style-type: none"> • <i>Heartland Financial USA, Inc. does not share with nonaffiliates so they can market to you.</i>
Joint Marketing	<p>A formal agreement between nonaffiliated financial companies that together market financial products or services to you.</p> <ul style="list-style-type: none"> • <i>Our joint Marketing Partners include a lifestyle benefits provider and Insurance companies.</i>
Heartland Financial USA, Inc. legal entities and businesses covered by this notice.	
Financial Institutions and affiliates of Heartland Financial USA, Inc. that are providing this notice are as follows: Arizona Bank & Trust, Bankers Realty Solutions LLC, Bank of Blue Valley, Citywide Banks, Dubuque Bank and Trust Company, DB&T Insurance, FirstBank & Trust, Heartland Financial USA, Inc. Insurance Services, Illinois Bank & Trust, Minnesota Bank & Trust, New Mexico Bank & Trust, Premier Valley Bank, Rocky Mountain Bank, and Wisconsin Bank & Trust.	



Other Important Information

State Laws:

Nevada Residents: We are providing you this notice pursuant to state law. You may be placed on our internal Do Not Call List by calling the phone number listed under the To Limit Our Sharing section.

Nevada law requires we provide the following contact information: Bureau of Consumer Protection, Office of the Nevada Attorney General, 555 E. Washington St., Suite 3900, Las Vegas, NV 89101; Phone number is 702-486-3132; Email: BCPINFO@ag.state.nv.us.

California residents: Under California law, we will not share information we collect about you with companies outside of Heartland Financial USA, Inc. and its affiliates, unless the law allows. For example, we may share information with your consent, to service your accounts, or to provide rewards or benefits you are entitled to. We will limit sharing among our companies to the extent required by California Law.

Texas Residents: FirstBank & Trust and our affiliates are chartered under the laws of the State of Texas and by state law is subject to regulatory oversight by the Texas Department of Banking. Any consumer wishing to file a complaint against FirstBank & Trust should contact the Texas Department of Banking through one of the means indicated below:

In person or U.S. Mail: Texas Department of Banking, 2601 N. Lamar Boulevard, Suite 300, Austin TX, 78705-4294; By telephone: (877) 276-5554; By fax: (512) 475-1313; By email: consumer.complaints@dob.texas.gov; Through a website: www.dob.texas.gov.



THIS PAGE LEFT INTENTIONALLY BLANK

ACE Leadership High School

Account Balance Report

Cycle: FY20-21; Begin Date: 07/01/2020; End Date: 12/31/2020; Primary Sort Element: Fund; Secondary Sort Element: Function; Account Expression: ([Fund] >= "11000"); Created On: 1/12/2021 1:14:13 PM

Primary Sort Element		Secondary Sort Element						
11000		Function:0000 - Revenue/Balance Sheet						
Account Code	Description	Adopted Budget	Current Budget	Actuals	YTD Actuals	Encumbrance	Projected	YTD Available
11000-0000-11012-0000-001749-0000-00000-00000	Cash	\$0.00	\$0.00	\$1,424,629.46	\$1,424,629.46	\$0.00	\$1,424,629.46	(\$1,424,629.46)
11000-0000-21011-0000-001749-0000-00000-00000	Accounts Payable	\$0.00	\$0.00	\$0.00	\$0.00	\$0.00	\$0.00	\$0.00
11000-0000-23011-0000-001749-0000-00000-00000	Accrued Salaries and Benefits	\$0.00	\$0.00	(\$1,009.46)	(\$1,009.46)	\$0.00	(\$1,009.46)	\$1,009.46
11000-0000-23138-0000-001749-0000-00000-00000	Disability	\$0.00	\$0.00	(\$248.90)	(\$248.90)	\$0.00	(\$248.90)	\$248.90
11000-0000-23141-0000-001749-0000-00000-00000	Federal Income Tax	\$0.00	\$0.00	\$0.00	\$0.00	\$0.00	\$0.00	\$0.00
11000-0000-23142-0000-001749-0000-00000-00000	State Income Tax	\$0.00	\$0.00	\$0.00	\$0.00	\$0.00	\$0.00	\$0.00
11000-0000-23143-0000-001749-0000-00000-00000	FICA	\$0.00	\$0.00	\$0.00	\$0.00	\$0.00	\$0.00	\$0.00
11000-0000-23144-0000-001749-0000-00000-00000	Medicare (Employee)	\$0.00	\$0.00	\$0.00	\$0.00	\$0.00	\$0.00	\$0.00
11000-0000-23147-0000-001749-0000-00000-00000	Voluntary Deductions	\$0.00	\$0.00	(\$368.74)	(\$368.74)	\$0.00	(\$368.74)	\$368.74
11000-0000-23148-0000-001749-0000-00000-00000	Direct Deposit	\$0.00	\$0.00	\$0.00	\$0.00	\$0.00	\$0.00	\$0.00
11000-0000-23154-0000-001749-0000-00000-00000	Medicare (Employer)	\$0.00	\$0.00	\$0.00	\$0.00	\$0.00	\$0.00	\$0.00
11000-0000-23224-0000-001749-0000-00000-00000	Education Retirement	\$0.00	\$0.00	\$0.00	\$0.00	\$0.00	\$0.00	\$0.00
11000-0000-23225-0000-001749-0000-00000-00000	Health Insurance	\$0.00	\$0.00	(\$19,026.43)	(\$19,026.43)	\$0.00	(\$19,026.43)	\$19,026.43
11000-0000-23226-0000-001749-0000-00000-00000	Unemployment Insurance	\$0.00	\$0.00	(\$1,469.67)	(\$1,469.67)	\$0.00	(\$1,469.67)	\$1,469.67
11000-0000-23227-0000-001749-0000-00000-00000	Workers Comensation	\$0.00	\$0.00	\$0.00	\$0.00	\$0.00	\$0.00	\$0.00
11000-0000-23245-0000-001749-0000-00000-00000	Retiree Health Care	\$0.00	\$0.00	\$0.00	\$0.00	\$0.00	\$0.00	\$0.00
11000-0000-32013-0000-001749-0000-00000-00000	Reserve for Encumbrances	\$0.00	\$0.00	\$0.00	\$0.00	(\$1,388,005.31)	(\$1,388,005.31)	\$1,388,005.31
11000-0000-32300-0000-001749-0000-00000-00000	Unreserved Fund Balance	(\$999,288.00)	(\$999,288.00)	(\$1,169,086.31)	(\$1,169,086.31)	\$0.00	(\$1,169,086.31)	\$169,798.31
11000-0000-43101-0000-001749-0000-00000-00000	State Equalization Guarantee	(\$2,745,668.00)	(\$2,615,047.00)	(\$1,313,459.70)	(\$1,313,459.70)	\$0.00	(\$1,313,459.70)	(\$1,301,587.30)

11000-0000-43215-0000-001749-0000-00000-00000	Inter-Governmental Contract Revenue	\$0.00	\$0.00	(\$75,435.97)	(\$75,435.97)	\$0.00	(\$75,435.97)	\$75,435.97
Sub Total		(\$3,744,956.00)	(\$3,614,335.00)	(\$1,155,475.72)	(\$1,155,475.72)	(\$1,388,005.31)	(\$2,543,481.03)	(\$1,070,853.97)
Primary Sort Element	Secondary Sort Element							
11000	Function:1000 - Instruction							
Account Code	Description	Adopted Budget	Current Budget	Actuals	YTD Actuals	Encumbrance	Projected	YTD Available
11000-1000-51100-0000-001749-0000-00000-00000	Instruction-Salaries Expense	\$0.00	\$0.00	\$0.00	\$0.00	\$0.00	\$0.00	\$0.00
11000-1000-51100-0000-001749-1611-00000-00000	Instruction-Salaries Expense	\$30,000.00	\$45,846.00	\$21,012.75	\$21,012.75	\$24,833.25	\$45,846.00	\$0.00
11000-1000-51100-1010-001749-1411-00000-00000	Instruction-Salaries Expense	\$598,775.00	\$524,373.00	\$164,533.33	\$164,533.33	\$257,395.34	\$421,928.67	\$102,444.33
11000-1000-51100-1010-001749-1711-00000-00000	Instruction-Salaries Expense	\$31,200.00	\$31,200.00	\$13,200.00	\$13,200.00	\$18,000.00	\$31,200.00	\$0.00
11000-1000-51100-2000-001749-1317-00000-00000	Instruction-Salaries Expense	\$0.00	\$0.00	\$0.00	\$0.00	\$0.00	\$0.00	\$0.00
11000-1000-51100-2000-001749-1412-00000-00000	Instruction-Salaries Expense	\$73,751.00	\$129,362.00	\$62,375.71	\$62,375.71	\$74,055.00	\$136,430.71	(\$7,068.71)
11000-1000-51300-1010-001749-1411-00000-00000	Instruction-Additional Compensation	\$40,000.00	\$40,000.00	\$333.33	\$333.33	\$1,666.67	\$2,000.00	\$38,000.00
11000-1000-51300-4025-001749-0000-00000-00000	Instruction-Additional Compensation	\$30,000.00	\$0.00	\$0.00	\$0.00	\$0.00	\$0.00	\$0.00
11000-1000-51300-4025-001749-1412-00000-00000	Instruction-Additional Compensation	\$0.00	\$20,000.00	\$6,115.41	\$6,115.41	\$6,884.59	\$13,000.00	\$7,000.00
11000-1000-51300-9000-001749-1618-00000-00000	Athletics Stipend	\$1,000.00	\$1,000.00	\$0.00	\$0.00	\$0.00	\$0.00	\$1,000.00
11000-1000-52111-0000-001749-0000-00000-00000	Instruction-Educational Retirement	\$4,245.00	\$4,245.00	\$2,973.30	\$2,973.30	\$3,513.90	\$6,487.20	(\$2,242.20)
11000-1000-52111-1010-001749-0000-00000-00000	Instruction-Educational Retirement	\$94,807.00	\$86,921.00	\$25,196.31	\$25,196.31	\$32,355.47	\$57,551.78	\$29,369.22
11000-1000-52111-2000-001749-0000-00000-00000	Instruction-Educational Retirement	\$10,436.00	\$18,322.00	\$8,826.13	\$8,826.13	\$10,497.66	\$19,323.79	(\$1,001.79)
11000-1000-52111-4025-001749-0000-00000-00000	Instruction-Educational Retirement	\$4,246.00	\$4,246.00	\$865.31	\$865.31	\$1,150.01	\$2,015.32	\$2,230.68
11000-1000-52111-9000-001749-0000-00000-00000	Instruction-Educational Retirement	\$142.00	\$142.00	\$0.00	\$0.00	\$0.00	\$0.00	\$142.00
11000-1000-52112-0000-001749-0000-00000-00000	Instruction-ERA - Retiree Health	\$600.00	\$1,100.00	\$420.31	\$420.31	\$496.73	\$917.04	\$182.96
11000-1000-52112-1010-001749-0000-00000-00000	Instruction-ERA - Retiree Health	\$13,405.00	\$13,405.00	\$3,561.45	\$3,561.45	\$4,573.40	\$8,134.85	\$5,270.15
11000-1000-52112-2000-001749-0000-00000-00000	Instruction-ERA - Retiree Health	\$1,476.00	\$2,676.00	\$1,247.47	\$1,247.47	\$1,483.74	\$2,731.21	(\$55.21)
11000-1000-52112-4025-001749-0000-00000-00000	Instruction-ERA - Retiree Health	\$600.00	\$600.00	\$122.34	\$122.34	\$162.45	\$284.79	\$315.21
11000-1000-52112-9000-001749-0000-00000-00000	Instruction-ERA - Retiree Health	\$20.00	\$20.00	\$0.00	\$0.00	\$0.00	\$0.00	\$20.00

11000-1000-52210-0000-001749-0000-00000-00000	Instruction-FICA Payments	\$1,860.00	\$2,860.00	\$1,296.86	\$1,296.86	\$1,530.88	\$2,827.74	\$32.26
11000-1000-52210-1010-001749-0000-00000-00000	Instruction-FICA Payments	\$41,545.00	\$38,545.00	\$9,433.18	\$9,433.18	\$12,053.40	\$21,486.58	\$17,058.42
11000-1000-52210-2000-001749-0000-00000-00000	Instruction-FICA Payments	\$4,573.00	\$7,573.00	\$3,517.43	\$3,517.43	\$4,285.02	\$7,802.45	(\$229.45)
11000-1000-52210-4025-001749-0000-00000-00000	Instruction-FICA Payments	\$1,860.00	\$1,860.00	\$347.61	\$347.61	\$467.85	\$815.46	\$1,044.54
11000-1000-52210-9000-001749-0000-00000-00000	Instruction-FICA Payments	\$62.00	\$62.00	\$0.00	\$0.00	\$0.00	\$0.00	\$62.00
11000-1000-52220-0000-001749-0000-00000-00000	Instruction-Medicare Payments	\$435.00	\$735.00	\$303.29	\$303.29	\$358.02	\$661.31	\$73.69
11000-1000-52220-1010-001749-0000-00000-00000	Instruction-Medicare Payments	\$9,722.00	\$9,722.00	\$2,206.14	\$2,206.14	\$2,818.86	\$5,025.00	\$4,697.00
11000-1000-52220-2000-001749-0000-00000-00000	Instruction-Medicare Payments	\$1,070.00	\$1,770.00	\$822.59	\$822.59	\$1,002.19	\$1,824.78	(\$54.78)
11000-1000-52220-4025-001749-0000-00000-00000	Instruction-Medicare Payments	\$436.00	\$436.00	\$81.29	\$81.29	\$109.34	\$190.63	\$245.37
11000-1000-52220-9000-001749-0000-00000-00000	Instruction-Medicare Payments	\$15.00	\$15.00	\$0.00	\$0.00	\$0.00	\$0.00	\$15.00
11000-1000-52311-0000-001749-0000-00000-00000	Instruction-Health and Medical Premiums	\$16,003.00	\$16,003.00	\$0.06	\$0.06	\$0.00	\$0.06	\$16,002.94
11000-1000-52311-1010-001749-0000-00000-00000	Instruction-Health and Medical Premiums	\$101,167.00	\$101,167.00	\$25,876.41	\$25,876.41	\$36,219.02	\$62,095.43	\$39,071.57
11000-1000-52311-2000-001749-0000-00000-00000	Instruction-Health and Medical Premiums	\$12,803.00	\$19,803.00	\$8,251.40	\$8,251.40	\$10,589.10	\$18,840.50	\$962.50
11000-1000-52311-4025-001749-0000-00000-00000	Instruction-Health and Medical Premiums	\$0.00	\$0.00	\$0.00	\$0.00	\$0.00	\$0.00	\$0.00
11000-1000-52312-0000-001749-0000-00000-00000	Instruction-Life	\$57.00	\$107.00	\$13.12	\$13.12	\$39.45	\$52.57	\$54.43
11000-1000-52312-1010-001749-0000-00000-00000	Instruction-Life	\$684.00	\$684.00	\$248.11	\$248.11	\$276.15	\$524.26	\$159.74
11000-1000-52312-2000-001749-0000-00000-00000	Instruction-Life	\$57.00	\$127.00	\$57.02	\$57.02	\$78.90	\$135.92	(\$8.92)
11000-1000-52312-4025-001749-0000-00000-00000	Instruction-Life	\$0.00	\$0.00	\$0.00	\$0.00	\$0.00	\$0.00	\$0.00
11000-1000-52313-0000-001749-0000-00000-00000	Instruction-Dental	\$770.00	\$770.00	\$173.95	\$173.95	\$244.95	\$418.90	\$351.10
11000-1000-52313-1010-001749-0000-00000-00000	Instruction-Dental	\$4,588.00	\$4,588.00	\$1,172.79	\$1,172.79	\$1,581.61	\$2,754.40	\$1,833.60
11000-1000-52313-2000-001749-0000-00000-00000	Instruction-Dental	\$616.00	\$916.00	\$404.00	\$404.00	\$513.60	\$917.60	(\$1.60)
11000-1000-52313-4025-001749-0000-00000-00000	Instruction-Dental	\$0.00	\$0.00	\$0.00	\$0.00	\$0.00	\$0.00	\$0.00
11000-1000-52314-0000-001749-0000-00000-00000	Instruction-Vision	\$128.00	\$128.00	\$12.54	\$12.54	\$0.00	\$12.54	\$115.46
11000-1000-52314-1010-001749-0000-00000-00000	Instruction-Vision	\$668.00	\$668.00	\$138.52	\$138.52	\$195.46	\$333.98	\$334.02

11000-1000-52314-2000-001749-0000-00000-00000	Instruction-Vision	\$102.00	\$162.00	\$71.36	\$71.36	\$91.80	\$163.16	(\$1.16)
11000-1000-52314-4025-001749-0000-00000-00000	Instruction-Vision	\$0.00	\$0.00	\$0.00	\$0.00	\$0.00	\$0.00	\$0.00
11000-1000-52315-0000-001749-0000-00000-00000	Instruction-Disability	\$225.00	\$225.00	(\$43.43)	(\$43.43)	\$0.00	(\$43.43)	\$268.43
11000-1000-52315-1010-001749-0000-00000-00000	Instruction-Disability	\$913.00	\$913.00	\$356.34	\$356.34	\$365.71	\$722.05	\$190.95
11000-1000-52315-2000-001749-0000-00000-00000	Instruction-Disability	\$180.00	\$180.00	\$67.33	\$67.33	\$82.50	\$149.83	\$30.17
11000-1000-52315-4025-001749-0000-00000-00000	Instruction-Disability	\$0.00	\$0.00	\$0.00	\$0.00	\$0.00	\$0.00	\$0.00
11000-1000-52500-0000-001749-0000-00000-00000	Instruction-Unemployment Compensation	\$0.00	\$200.00	\$69.30	\$69.30	\$81.90	\$151.20	\$48.80
11000-1000-52500-1010-001749-0000-00000-00000	Instruction-Unemployment Compensation	\$1,020.00	\$1,620.00	\$339.15	\$339.15	\$754.59	\$1,093.74	\$526.26
11000-1000-52500-2000-001749-0000-00000-00000	Instruction-Unemployment Compensation	\$85.00	\$500.00	\$205.79	\$205.79	\$244.93	\$450.72	\$49.28
11000-1000-52500-4025-001749-0000-00000-00000	Instruction-Unemployment Compensation	\$0.00	\$50.00	\$20.24	\$20.24	\$26.80	\$47.04	\$2.96
11000-1000-52710-0000-001749-0000-00000-00000	Instruction-Workers Compensation Premium	\$418.00	\$918.00	\$665.00	\$665.00	\$0.00	\$665.00	\$253.00
11000-1000-52710-1010-001749-0000-00000-00000	Instruction-Workers Compensation Premium	\$8,768.00	\$8,768.00	\$8,768.00	\$8,768.00	\$0.00	\$8,768.00	\$0.00
11000-1000-52710-2000-001749-0000-00000-00000	Instruction-Workers Compensation Premium	\$1,026.00	\$1,026.00	\$1,026.00	\$1,026.00	\$0.00	\$1,026.00	\$0.00
11000-1000-52720-0000-001749-0000-00000-00000	Instruction-Workers Compensation Employer's Fee	\$10.00	\$10.00	\$4.60	\$4.60	\$0.00	\$4.60	\$5.40
11000-1000-52720-1010-001749-0000-00000-00000	Instruction-Workers Compensation Employer's Fee	\$120.00	\$120.00	\$38.64	\$38.64	\$0.00	\$38.64	\$81.36
11000-1000-52720-2000-001749-0000-00000-00000	Instruction-Workers Compensation Employer's Fee	\$10.00	\$10.00	\$9.66	\$9.66	\$0.00	\$9.66	\$0.34
11000-1000-52720-4025-001749-0000-00000-00000	Instruction-Workers Compensation Employer's Fee	\$0.00	\$0.00	\$0.00	\$0.00	\$0.00	\$0.00	\$0.00
11000-1000-53330-1010-001749-0000-00000-00000	Instruction-Professional Development	\$30,000.00	\$30,000.00	\$6,425.00	\$6,425.00	\$0.00	\$6,425.00	\$23,575.00
11000-1000-53414-1010-001749-0000-00000-00000	Instruction-Other Services	\$25,000.00	\$25,000.00	\$0.00	\$0.00	\$0.00	\$0.00	\$25,000.00
11000-1000-53711-1010-001749-0000-00000-00000	Instruction-Other Charges	\$5,000.00	\$5,000.00	\$522.00	\$522.00	\$787.73	\$1,309.73	\$3,690.27
11000-1000-53711-9000-001749-0000-00000-00000	Instruction-Other Charges	\$1,700.00	\$1,700.00	\$0.00	\$0.00	\$0.00	\$0.00	\$1,700.00
11000-1000-54610-9000-001749-0000-00000-00000	Instruction-Rental - Land and Buildings	\$600.00	\$600.00	\$0.00	\$0.00	\$0.00	\$0.00	\$600.00

11000-1000-54630-1010-001749-0000-00000-00000	Instruction-Rentals - Computers and Related Equipment	\$36,052.00	\$36,052.00	\$8,781.85	\$8,781.85	\$22,414.35	\$31,196.20	\$4,855.80
11000-1000-55817-1010-001749-0000-00000-00000	Instruction-Student Travel	\$2,000.00	\$2,000.00	\$0.00	\$0.00	\$0.00	\$0.00	\$2,000.00
11000-1000-55915-1010-001749-0000-00000-00000	Instruction-Other Contract Services	\$1,100.00	\$1,100.00	\$0.00	\$0.00	\$0.00	\$0.00	\$1,100.00
11000-1000-56113-1010-001749-0000-00000-00000	Instruction-Software	\$19,500.00	\$19,500.00	\$4,824.47	\$4,824.47	\$504.47	\$5,328.94	\$14,171.06
11000-1000-56118-0000-001749-0000-00000-00000	Instruction-General Supplies and Materials	\$0.00	\$0.00	\$0.00	\$0.00	\$0.00	\$0.00	\$0.00
11000-1000-56118-1010-001749-0000-00000-00000	Instruction-General Supplies and Materials	\$35,000.00	\$35,000.00	\$10,958.05	\$10,958.05	\$10,271.37	\$21,229.42	\$13,770.58
11000-1000-57331-1010-001749-0000-00000-00000	Instruction-Fixed Assets (More Than \$5,000)	\$701,425.00	\$570,804.00	\$0.00	\$0.00	\$0.00	\$0.00	\$570,804.00
11000-1000-57332-1010-001749-0000-00000-00000	Instruction-Supply Assets (\$5,000 or Less)	\$20,000.00	\$20,000.00	\$8,508.73	\$8,508.73	\$200.00	\$8,708.73	\$11,291.27
Sub Total		\$2,024,076.00	\$1,893,455.00	\$416,757.54	\$416,757.54	\$545,258.16	\$962,015.70	\$931,439.30

Primary Sort Element 11000	Secondary Sort Element Function:2000 - Support Services
--------------------------------------	---

Account Code	Description	Adopted Budget	Current Budget	Actuals	YTD Actuals	Encumbrance	Projected	YTD Available
11000-2000-56118-1000-001749-0000-00000-00000	Support Services-General Supplies and Materials	\$0.00	\$0.00	\$0.00	\$0.00	\$0.00	\$0.00	\$0.00
Sub Total		\$0.00	\$0.00	\$0.00	\$0.00	\$0.00	\$0.00	\$0.00

Primary Sort Element 11000	Secondary Sort Element Function:2100 - Support Services-Students
--------------------------------------	--

Account Code	Description	Adopted Budget	Current Budget	Actuals	YTD Actuals	Encumbrance	Projected	YTD Available
11000-2100-51100-0000-001749-1214-00000-00000	Support Services-Students-Salaries Expense	\$0.00	\$0.00	\$6,669.54	\$6,669.54	\$16,673.98	\$23,343.52	(\$23,343.52)
11000-2100-51100-0000-001749-1217-00000-00000	Support Services-Students-Salaries Expense	\$45,000.00	\$45,000.00	\$22,500.01	\$22,500.01	\$22,499.99	\$45,000.00	\$0.00
11000-2100-51100-0000-001749-1218-00000-00000	Support Services-Students-Salaries Expense	\$50,000.00	\$50,000.00	\$30,323.88	\$30,323.88	\$50,896.12	\$81,220.00	(\$31,220.00)
11000-2100-51100-0000-001749-1317-00000-00000	Support Services-Students-Salaries Expense	\$0.00	\$0.00	\$1,009.46	\$1,009.46	\$0.00	\$1,009.46	(\$1,009.46)
11000-2100-51100-0000-001749-1511-00000-00000	Support Services-Students-Salaries Expense	\$50,500.00	\$50,500.00	\$25,250.03	\$25,250.03	\$25,249.97	\$50,500.00	\$0.00
11000-2100-51100-2000-001749-1317-00000-00000	Support Services-Students-Salaries Expense	\$49,240.00	\$49,240.00	\$20,832.35	\$20,832.35	\$28,407.65	\$49,240.00	\$0.00
11000-2100-51100-4025-001749-1214-00000-00000	Support Services-Students-Salaries Expense	\$48,514.00	\$48,514.00	\$14,927.36	\$14,927.36	\$13,994.44	\$28,921.80	\$19,592.20

11000-2100-51100-4025-001749-1218-00000-00000	Support Services-Students-Salaries Expense	\$139,070.00	\$139,070.00	\$83,774.95	\$83,774.95	\$82,375.05	\$166,150.00	(\$27,080.00)
11000-2100-51300-2000-001749-1317-00000-00000	Support Services-Students-Additional Compensation	\$0.00	\$0.00	\$744.59	\$744.59	\$1,015.41	\$1,760.00	(\$1,760.00)
11000-2100-52111-0000-001749-0000-00000-00000	Support Services-Students-Educational Retirement	\$20,589.00	\$20,589.00	\$11,991.18	\$11,991.18	\$16,317.67	\$28,308.85	(\$7,719.85)
11000-2100-52111-2000-001749-0000-00000-00000	Support Services-Students-Educational Retirement	\$6,968.00	\$6,968.00	\$3,053.16	\$3,053.16	\$4,163.39	\$7,216.55	(\$248.55)
11000-2100-52111-4025-001749-0000-00000-00000	Support Services-Students-Educational Retirement	\$26,545.00	\$26,545.00	\$13,966.39	\$13,966.39	\$13,636.34	\$27,602.73	(\$1,057.73)
11000-2100-52112-0000-001749-0000-00000-00000	Support Services-Students-ERA - Retiree Health	\$2,910.00	\$2,910.00	\$1,694.95	\$1,694.95	\$2,306.46	\$4,001.41	(\$1,091.41)
11000-2100-52112-2000-001749-0000-00000-00000	Support Services-Students-ERA - Retiree Health	\$985.00	\$985.00	\$431.53	\$431.53	\$588.45	\$1,019.98	(\$34.98)
11000-2100-52112-4025-001749-0000-00000-00000	Support Services-Students-ERA - Retiree Health	\$3,753.00	\$3,753.00	\$1,974.02	\$1,974.02	\$1,927.47	\$3,901.49	(\$148.49)
11000-2100-52210-0000-001749-0000-00000-00000	Support Services-Students-FICA Payments	\$9,021.00	\$9,021.00	\$4,796.89	\$4,796.89	\$6,540.22	\$11,337.11	(\$2,316.11)
11000-2100-52210-2000-001749-0000-00000-00000	Support Services-Students-FICA Payments	\$3,053.00	\$3,053.00	\$1,333.12	\$1,333.12	\$1,817.25	\$3,150.37	(\$97.37)
11000-2100-52210-4025-001749-0000-00000-00000	Support Services-Students-FICA Payments	\$11,631.00	\$11,631.00	\$5,988.46	\$5,988.46	\$5,806.88	\$11,795.34	(\$164.34)
11000-2100-52220-0000-001749-0000-00000-00000	Support Services-Students-Medicare Payments	\$2,111.00	\$2,111.00	\$1,121.86	\$1,121.86	\$1,529.57	\$2,651.43	(\$540.43)
11000-2100-52220-2000-001749-0000-00000-00000	Support Services-Students-Medicare Payments	\$714.00	\$714.00	\$311.74	\$311.74	\$424.95	\$736.69	(\$22.69)
11000-2100-52220-4025-001749-0000-00000-00000	Support Services-Students-Medicare Payments	\$2,722.00	\$2,722.00	\$1,400.55	\$1,400.55	\$1,357.99	\$2,758.54	(\$36.54)
11000-2100-52311-0000-001749-0000-00000-00000	Support Services-Students-Health and Medical Premiums	\$12,851.00	\$12,851.00	\$10,517.97	\$10,517.97	\$15,126.59	\$25,644.56	(\$12,793.56)
11000-2100-52311-2000-001749-0000-00000-00000	Support Services-Students-Health and Medical Premiums	\$6,823.00	\$6,823.00	\$0.00	\$0.00	\$0.00	\$0.00	\$6,823.00
11000-2100-52311-4025-001749-0000-00000-00000	Support Services-Students-Health and Medical Premiums	\$15,500.00	\$15,500.00	\$3,039.15	\$3,039.15	\$3,903.90	\$6,943.05	\$8,556.95
11000-2100-52312-0000-001749-0000-00000-00000	Support Services-Students-Life	\$171.00	\$171.00	\$105.06	\$105.06	\$177.45	\$282.51	(\$111.51)
11000-2100-52312-2000-001749-0000-00000-00000	Support Services-Students-Life	\$57.00	\$57.00	\$25.18	\$25.18	\$39.45	\$64.63	(\$7.63)
11000-2100-52312-4025-001749-0000-00000-00000	Support Services-Students-Life	\$190.00	\$190.00	\$115.17	\$115.17	\$138.15	\$253.32	(\$63.32)
11000-2100-52313-0000-001749-0000-00000-00000	Support Services-Students-Dental	\$599.00	\$599.00	\$414.22	\$414.22	\$618.60	\$1,032.82	(\$433.82)
11000-2100-52313-2000-001749-0000-00000-00000	Support Services-Students-Dental	\$197.00	\$197.00	\$81.80	\$81.80	\$122.70	\$204.50	(\$7.50)
11000-2100-52313-4025-001749-0000-00000-00000	Support Services-Students-Dental	\$540.00	\$540.00	\$75.19	\$75.19	\$96.77	\$171.96	\$368.04

11000-2100-52314-0000-001749-0000-00000-00000	Support Services-Students-Vision	\$122.00	\$122.00	\$71.33	\$71.33	\$110.86	\$182.19	(\$60.19)
11000-2100-52314-2000-001749-0000-00000-00000	Support Services-Students-Vision	\$76.00	\$76.00	\$31.44	\$31.44	\$47.26	\$78.70	(\$2.70)
11000-2100-52314-4025-001749-0000-00000-00000	Support Services-Students-Vision	\$141.00	\$141.00	\$55.46	\$55.46	\$70.50	\$125.96	\$15.04
11000-2100-52315-0000-001749-0000-00000-00000	Support Services-Students-Disability	\$0.00	\$0.00	\$46.71	\$46.71	\$73.80	\$120.51	(\$120.51)
11000-2100-52315-4025-001749-0000-00000-00000	Support Services-Students-Disability	\$218.00	\$218.00	\$63.53	\$63.53	\$86.41	\$149.94	\$68.06
11000-2100-52500-0000-001749-0000-00000-00000	Support Services-Students-Unemployment Compensation	\$255.00	\$255.00	\$279.68	\$279.68	\$380.61	\$660.29	(\$405.29)
11000-2100-52500-2000-001749-0000-00000-00000	Support Services-Students-Unemployment Compensation	\$85.00	\$85.00	\$71.17	\$71.17	\$97.05	\$168.22	(\$83.22)
11000-2100-52500-4025-001749-0000-00000-00000	Support Services-Students-Unemployment Compensation	\$284.00	\$284.00	\$325.74	\$325.74	\$318.04	\$643.78	(\$359.78)
11000-2100-52710-0000-001749-0000-00000-00000	Support Services-Students-Workers Compensation Premium	\$2,025.00	\$2,025.00	\$2,025.00	\$2,025.00	\$0.00	\$2,025.00	\$0.00
11000-2100-52710-2000-001749-0000-00000-00000	Support Services-Students-Workers Compensation Premium	\$685.00	\$685.00	\$685.00	\$685.00	\$0.00	\$685.00	\$0.00
11000-2100-52710-4025-001749-0000-00000-00000	Support Services-Students-Workers Compensation Premium	\$2,610.00	\$2,610.00	\$3,444.00	\$3,444.00	\$0.00	\$3,444.00	(\$834.00)
11000-2100-52720-0000-001749-0000-00000-00000	Support Services-Students-Workers Compensation Employer's Fee	\$30.00	\$30.00	\$17.25	\$17.25	\$0.00	\$17.25	\$12.75
11000-2100-52720-2000-001749-0000-00000-00000	Support Services-Students-Workers Compensation Employer's Fee	\$10.00	\$10.00	\$4.60	\$4.60	\$0.00	\$4.60	\$5.40
11000-2100-52720-4025-001749-0000-00000-00000	Support Services-Students-Workers Compensation Employer's Fee	\$34.00	\$34.00	\$19.55	\$19.55	\$0.00	\$19.55	\$14.45
11000-2100-53211-2000-001749-0000-00000-00000	Support Services-Students-Diagnosticians - Contracted	\$15,000.00	\$15,000.00	\$7,228.97	\$7,228.97	\$7,771.03	\$15,000.00	\$0.00
11000-2100-53212-2000-001749-0000-00000-00000	Support Services-Students-Speech Therapists - Contracted	\$40,000.00	\$40,000.00	\$2,185.00	\$2,185.00	\$17,815.00	\$20,000.00	\$20,000.00
11000-2100-53217-2000-001749-0000-00000-00000	Support Services-Students-Interpreters - Contracted	\$12,500.00	\$12,500.00	\$110.00	\$110.00	\$2,390.00	\$2,500.00	\$10,000.00
11000-2100-53414-0000-001749-0000-00000-00000	Support Services-Students-Other Services	\$25,000.00	\$25,000.00	\$6,641.25	\$6,641.25	\$27,469.00	\$34,110.25	(\$9,110.25)
11000-2100-53711-0000-001749-0000-00000-00000	Support Services-Students-Other Charges	\$2,500.00	\$2,500.00	\$846.97	\$846.97	\$1,946.25	\$2,793.22	(\$293.22)

11000-2100-54610-0000-001749-0000-00000-00000	Support Services-Students-Rental - Land and Buildings	\$2,500.00	\$2,500.00	\$0.00	\$0.00	\$0.00	\$0.00	\$2,500.00
11000-2100-56118-0000-001749-0000-00000-00000	Support Services-Students-General Supplies and Materials	\$2,000.00	\$2,000.00	\$148.94	\$148.94	\$0.00	\$148.94	\$1,851.06
Sub Total		\$616,329.00	\$616,329.00	\$292,771.35	\$292,771.35	\$376,328.67	\$669,100.02	(\$52,771.02)

Primary Sort Element	Secondary Sort Element
11000	Function:2300 - Support Services-General Administration

Account Code	Description	Adopted Budget	Current Budget	Actuals	YTD Actuals	Encumbrance	Projected	YTD Available
11000-2300-51100-0000-001749-1111-00000-00000	Support Services-General Administration-Salaries Expense	\$110,000.00	\$110,000.00	\$55,000.01	\$55,000.01	\$54,999.99	\$110,000.00	\$0.00
11000-2300-52111-0000-001749-0000-00000-00000	Support Services-General Administration-Educational Retirement	\$15,565.00	\$15,565.00	\$7,782.45	\$7,782.45	\$7,782.45	\$15,564.90	\$0.10
11000-2300-52112-0000-001749-0000-00000-00000	Support Services-General Administration-ERA - Retiree Health	\$2,200.00	\$2,200.00	\$1,100.06	\$1,100.06	\$1,100.06	\$2,200.12	(\$0.12)
11000-2300-52210-0000-001749-0000-00000-00000	Support Services-General Administration-FICA Payments	\$6,820.00	\$6,820.00	\$3,293.03	\$3,293.03	\$3,280.94	\$6,573.97	\$246.03
11000-2300-52220-0000-001749-0000-00000-00000	Support Services-General Administration-Medicare Payments	\$1,595.00	\$1,595.00	\$770.11	\$770.11	\$767.26	\$1,537.37	\$57.63
11000-2300-52311-0000-001749-0000-00000-00000	Support Services-General Administration-Health and Medical Premiums	\$12,803.00	\$12,803.00	\$2,704.64	\$2,704.64	\$3,445.80	\$6,150.44	\$6,652.56
11000-2300-52312-0000-001749-0000-00000-00000	Support Services-General Administration-Life	\$57.00	\$57.00	\$29.88	\$29.88	\$39.45	\$69.33	(\$12.33)
11000-2300-52313-0000-001749-0000-00000-00000	Support Services-General Administration-Dental	\$616.00	\$616.00	\$102.96	\$102.96	\$128.70	\$231.66	\$384.34
11000-2300-52314-0000-001749-0000-00000-00000	Support Services-General Administration-Vision	\$102.00	\$102.00	\$22.56	\$22.56	\$28.20	\$50.76	\$51.24
11000-2300-52315-0000-001749-0000-00000-00000	Support Services-General Administration-Disability	\$180.00	\$180.00	\$73.50	\$73.50	\$128.25	\$201.75	(\$21.75)
11000-2300-52500-0000-001749-0000-00000-00000	Support Services-General Administration-Unemployment Compensation	\$85.00	\$85.00	\$181.48	\$181.48	\$181.48	\$362.96	(\$277.96)
11000-2300-52710-0000-001749-0000-00000-00000	0	\$1,530.00	\$1,530.00	\$1,530.00	\$1,530.00	\$0.00	\$1,530.00	\$0.00

11000-2300-52720-0000-001749-0000-00000-00000	Support Services-General Administration-Workers Compensation Employer's Fee	\$10.00	\$10.00	\$4.60	\$4.60	\$0.00	\$4.60	\$5.40
11000-2300-53330-0000-001749-0000-00000-00000	Support Services-General Administration-Professional Development	\$1,000.00	\$1,000.00	\$0.00	\$0.00	\$0.00	\$0.00	\$1,000.00
11000-2300-53411-0000-001749-0000-00000-00000	Support Services-General Administration-Auditing	\$15,000.00	\$15,000.00	\$9,954.76	\$9,954.76	\$4,045.24	\$14,000.00	\$1,000.00
11000-2300-53413-0000-001749-0000-00000-00000	Support Services-General Administration-Legal	\$38,835.00	\$38,835.00	\$16,181.25	\$16,181.25	\$29,126.31	\$45,307.56	(\$6,472.56)
11000-2300-53414-0000-001749-0000-00000-00000	Support Services-General Administration-Other Services	\$21,600.00	\$21,600.00	\$0.00	\$0.00	\$0.00	\$0.00	\$21,600.00
11000-2300-53711-0000-001749-0000-00000-00000	Support Services-General Administration-Other Charges	\$500.00	\$500.00	\$0.00	\$0.00	\$0.00	\$0.00	\$500.00
11000-2300-54630-0000-001749-0000-00000-00000	Support Services-General Administration-Rentals - Computers and Related Equipment	\$800.00	\$800.00	\$0.00	\$0.00	\$376.95	\$376.95	\$423.05
11000-2300-55400-0000-001749-0000-00000-00000	Support Services-General Administration-Advertising	\$500.00	\$500.00	\$19.99	\$19.99	\$0.00	\$19.99	\$480.01
11000-2300-55812-0000-001749-0000-00000-00000	Support Services-General Administration-Board Training	\$5,600.00	\$5,600.00	\$300.00	\$300.00	\$233.72	\$533.72	\$5,066.28
11000-2300-56118-0000-001749-0000-00000-00000	Support Services-General Administration-General Supplies and Materials	\$0.00	\$0.00	\$2,840.82	\$2,840.82	\$5,756.67	\$8,597.49	(\$8,597.49)
Sub Total		\$235,398.00	\$235,398.00	\$101,892.10	\$101,892.10	\$111,421.47	\$213,313.57	\$22,084.43

Primary Sort Element 11000	Secondary Sort Element Function:2400 - Support Services-School Administration
--------------------------------------	---

Account Code	Description	Adopted Budget	Current Budget	Actuals	YTD Actuals	Encumbrance	Projected	YTD Available
11000-2400-51100-0000-001749-1113-00000-00000	Support Services-School Administration-Salaries Expense	\$0.00	\$0.00	\$0.00	\$0.00	\$0.00	\$0.00	\$0.00
11000-2400-51100-0000-001749-1211-00000-00000	Support Services-School Administration-Salaries Expense	\$90,900.00	\$90,900.00	\$45,449.95	\$45,449.95	\$45,450.05	\$90,900.00	\$0.00
11000-2400-51100-0000-001749-1217-00000-00000	Support Services-School Administration-Salaries Expense	\$60,100.00	\$60,100.00	\$30,050.02	\$30,050.02	\$30,049.98	\$60,100.00	\$0.00

11000-2400-51300-0000-001749-1217-00000-00000	Support Services-School Administration-Additional Compensation	\$30,000.00	\$30,000.00	\$0.00	\$0.00	\$0.00	\$0.00	\$30,000.00
11000-2400-52111-0000-001749-0000-00000-00000	Support Services-School Administration-Educational Retirement	\$25,614.00	\$25,614.00	\$10,683.27	\$10,683.27	\$10,683.21	\$21,366.48	\$4,247.52
11000-2400-52112-0000-001749-0000-00000-00000	Support Services-School Administration-ERA - Retiree Health	\$3,620.00	\$3,620.00	\$1,509.95	\$1,509.95	\$1,510.07	\$3,020.02	\$599.98
11000-2400-52210-0000-001749-0000-00000-00000	Support Services-School Administration-FICA Payments	\$11,223.00	\$11,223.00	\$4,658.12	\$4,658.12	\$4,656.12	\$9,314.24	\$1,908.76
11000-2400-52220-0000-001749-0000-00000-00000	Support Services-School Administration-Medicare Payments	\$2,627.00	\$2,627.00	\$1,089.45	\$1,089.45	\$1,088.99	\$2,178.44	\$448.56
11000-2400-52312-0000-001749-0000-00000-00000	Support Services-School Administration-Life	\$114.00	\$114.00	\$59.76	\$59.76	\$78.90	\$138.66	(\$24.66)
11000-2400-52313-0000-001749-0000-00000-00000	Support Services-School Administration-Dental	\$1,009.00	\$1,009.00	\$503.88	\$503.88	\$629.85	\$1,133.73	(\$124.73)
11000-2400-52314-0000-001749-0000-00000-00000	Support Services-School Administration-Vision	\$102.00	\$102.00	\$50.88	\$50.88	\$63.60	\$114.48	(\$12.48)
11000-2400-52315-0000-001749-0000-00000-00000	Support Services-School Administration-Disability	\$306.00	\$306.00	\$164.57	\$164.57	\$213.90	\$378.47	(\$72.47)
11000-2400-52500-0000-001749-0000-00000-00000	Support Services-School Administration-Unemployment Compensation	\$170.00	\$170.00	\$249.21	\$249.21	\$249.21	\$498.42	(\$328.42)
11000-2400-52710-0000-001749-0000-00000-00000	Support Services-School Administration-Workers Compensation Premium	\$2,101.00	\$2,101.00	\$2,101.00	\$2,101.00	\$0.00	\$2,101.00	\$0.00
11000-2400-52720-0000-001749-0000-00000-00000	Support Services-School Administration-Workers Compensation Employer's Fee	\$20.00	\$20.00	\$9.20	\$9.20	\$0.00	\$9.20	\$10.80
11000-2400-53330-0000-001749-0000-00000-00000	Support Services-School Administration-Professional Development	\$3,000.00	\$3,000.00	\$0.00	\$0.00	\$0.00	\$0.00	\$3,000.00
11000-2400-53711-0000-001749-0000-00000-00000	Support Services-School Administration-Other Charges	\$6,000.00	\$6,000.00	\$0.00	\$0.00	\$0.00	\$0.00	\$6,000.00
11000-2400-56118-0000-001749-0000-00000-00000	Support Services-School Administration-General Supplies and Materials	\$11,000.00	\$11,000.00	\$432.13	\$432.13	\$355.99	\$788.12	\$10,211.88
11000-2400-57332-0000-001749-0000-00000-00000	Support Services-School Administration-Supply Assets (\$5,000 or Less)	\$50,000.00	\$50,000.00	\$0.00	\$0.00	\$0.00	\$0.00	\$50,000.00
Sub Total		\$297,906.00	\$297,906.00	\$97,011.39	\$97,011.39	\$95,029.87	\$192,041.26	\$105,864.74

Primary Sort Element		Secondary Sort Element						
11000		Function:2500 - Central Services						
Account Code	Description	Adopted Budget	Current Budget	Actuals	YTD Actuals	Encumbrance	Projected	YTD Available
11000-2500-51100-0000-001749-1220-00000-00000	Central Services-Salaries Expense	\$60,600.00	\$60,600.00	\$30,300.01	\$30,300.01	\$30,299.99	\$60,600.00	\$0.00
11000-2500-52111-0000-001749-0000-00000-00000	Central Services-Educational Retirement	\$8,575.00	\$8,575.00	\$4,287.40	\$4,287.40	\$4,287.40	\$8,574.80	\$0.20
11000-2500-52112-0000-001749-0000-00000-00000	Central Services-ERA - Retiree Health	\$1,212.00	\$1,212.00	\$606.06	\$606.06	\$606.06	\$1,212.12	(\$0.12)
11000-2500-52210-0000-001749-0000-00000-00000	Central Services-FICA Payments	\$3,758.00	\$3,758.00	\$1,761.83	\$1,761.83	\$1,750.19	\$3,512.02	\$245.98
11000-2500-52220-0000-001749-0000-00000-00000	Central Services-Medicare Payments	\$879.00	\$879.00	\$412.08	\$412.08	\$409.37	\$821.45	\$57.55
11000-2500-52311-0000-001749-0000-00000-00000	Central Services-Health and Medical Premiums	\$4,573.00	\$4,573.00	\$2,187.20	\$2,187.20	\$2,786.55	\$4,973.75	(\$400.75)
11000-2500-52312-0000-001749-0000-00000-00000	Central Services-Life	\$57.00	\$57.00	\$29.88	\$29.88	\$39.45	\$69.33	(\$12.33)
11000-2500-52313-0000-001749-0000-00000-00000	Central Services-Dental	\$393.00	\$393.00	\$195.96	\$195.96	\$244.95	\$440.91	(\$47.91)
11000-2500-52314-0000-001749-0000-00000-00000	Central Services-Vision	\$46.00	\$46.00	\$22.56	\$22.56	\$28.20	\$50.76	(\$4.76)
11000-2500-52315-0000-001749-0000-00000-00000	Central Services-Disability	\$123.00	\$123.00	\$66.12	\$66.12	\$86.40	\$152.52	(\$29.52)
11000-2500-52500-0000-001749-0000-00000-00000	Central Services-Unemployment Compensation	\$85.00	\$85.00	\$99.97	\$99.97	\$99.97	\$199.94	(\$114.94)
11000-2500-52710-0000-001749-0000-00000-00000	Central Services-Workers Compensation Premium	\$843.00	\$843.00	\$843.00	\$843.00	\$0.00	\$843.00	\$0.00
11000-2500-52720-0000-001749-0000-00000-00000	Central Services-Workers Compensation Employer's Fee	\$10.00	\$10.00	\$4.60	\$4.60	\$0.00	\$4.60	\$5.40
11000-2500-53330-0000-001749-0000-00000-00000	Central Services-Professional Development	\$1,000.00	\$1,000.00	\$0.00	\$0.00	\$0.00	\$0.00	\$1,000.00
11000-2500-53414-0000-001749-0000-00000-00000	Central Services-Other Services	\$107,875.00	\$107,875.00	\$44,947.90	\$44,947.90	\$62,927.10	\$107,875.00	\$0.00
11000-2500-53711-0000-001749-0000-00000-00000	Central Services-Other Charges	\$31,000.00	\$31,000.00	\$956.06	\$956.06	\$2,200.00	\$3,156.06	\$27,843.94
11000-2500-55400-0000-001749-0000-00000-00000	Central Services-Advertising	\$500.00	\$500.00	\$0.00	\$0.00	\$0.00	\$0.00	\$500.00
11000-2500-56113-0000-001749-0000-00000-00000	Central Services-Software	\$28,000.00	\$28,000.00	\$16,129.08	\$16,129.08	\$0.00	\$16,129.08	\$11,870.92
11000-2500-56118-0000-001749-0000-00000-00000	Central Services-General Supplies and Materials	\$2,000.00	\$2,000.00	\$0.00	\$0.00	\$0.00	\$0.00	\$2,000.00
11000-2500-57332-0000-001749-0000-00000-00000	Central Services-Supply Assets (\$5,000 or Less)	\$20,000.00	\$20,000.00	\$0.00	\$0.00	\$0.00	\$0.00	\$20,000.00
Sub Total		\$271,529.00	\$271,529.00	\$102,849.71	\$102,849.71	\$105,765.63	\$208,615.34	\$62,913.66

Primary Sort Element		Secondary Sort Element						
11000		Function:2600 - Operation & Maintenance of Plant						
Account Code	Description	Adopted Budget	Current Budget	Actuals	YTD Actuals	Encumbrance	Projected	YTD Available
11000-2600-51100-0000-001749-1614-00000-00000	Operation & Maintenance of Plant-Salaries Expense	\$41,000.00	\$41,000.00	\$17,726.54	\$17,726.54	\$17,726.46	\$35,453.00	\$5,547.00
11000-2600-52111-0000-001749-0000-00000-00000	Operation & Maintenance of Plant-Educational Retirement	\$5,802.00	\$5,802.00	\$2,508.35	\$2,508.35	\$2,508.34	\$5,016.69	\$785.31
11000-2600-52112-0000-001749-0000-00000-00000	Operation & Maintenance of Plant-ERA - Retiree Health	\$820.00	\$820.00	\$354.51	\$354.51	\$354.51	\$709.02	\$110.98
11000-2600-52210-0000-001749-0000-00000-00000	Operation & Maintenance of Plant-FICA Payments	\$2,542.00	\$2,542.00	\$1,099.02	\$1,099.02	\$1,099.02	\$2,198.04	\$343.96
11000-2600-52220-0000-001749-0000-00000-00000	Operation & Maintenance of Plant-Medicare Payments	\$595.00	\$595.00	\$257.01	\$257.01	\$257.01	\$514.02	\$80.98
11000-2600-52312-0000-001749-0000-00000-00000	Operation & Maintenance of Plant-Life	\$57.00	\$57.00	\$29.88	\$29.88	\$39.45	\$69.33	(\$12.33)
11000-2600-52500-0000-001749-0000-00000-00000	Operation & Maintenance of Plant-Unemployment Compensation	\$85.00	\$85.00	\$58.50	\$58.50	\$58.50	\$117.00	(\$32.00)
11000-2600-52710-0000-001749-0000-00000-00000	Operation & Maintenance of Plant-Workers Compensation Premium	\$571.00	\$571.00	\$571.00	\$571.00	\$0.00	\$571.00	\$0.00
11000-2600-52720-0000-001749-0000-00000-00000	Operation & Maintenance of Plant-Workers Compensation Employer's Fee	\$10.00	\$10.00	\$4.60	\$4.60	\$0.00	\$4.60	\$5.40
11000-2600-53711-0000-001749-0000-00000-00000	Operation & Maintenance of Plant-Other Charges	\$2,500.00	\$2,500.00	\$333.88	\$333.88	\$100.00	\$433.88	\$2,066.12
11000-2600-54311-0000-001749-0000-00000-00000	Operation & Maintenance of Plant-Maintenance & Repair Furniture/Fixtures/Equipment	\$0.00	\$0.00	\$677.93	\$677.93	\$850.00	\$1,527.93	(\$1,527.93)
11000-2600-54312-0000-001749-0000-00000-00000	Operation & Maintenance of Plant-Maintenance & Repair - Buildings And Grounds	\$9,268.00	\$9,268.00	\$2,091.27	\$2,091.27	\$5,783.24	\$7,874.51	\$1,393.49
11000-2600-54313-0000-001749-0000-00000-00000	Operation & Maintenance of Plant-Maintenance & Repair - Vehicles	\$0.00	\$0.00	\$200.29	\$200.29	\$200.00	\$400.29	(\$400.29)
11000-2600-54411-0000-001749-0000-00000-00000	Operation & Maintenance of Plant-Electricity	\$30,000.00	\$30,000.00	\$17,096.72	\$17,096.72	\$17,449.16	\$34,545.88	(\$4,545.88)

11000-2600-54412-0000-001749-0000-00000-00000	Operation & Maintenance of Plant-Natural Gas (Buildings)	\$5,000.00	\$5,000.00	\$675.32	\$675.32	\$14,357.69	\$15,033.01	(\$10,033.01)
11000-2600-54415-0000-001749-0000-00000-00000	Operation & Maintenance of Plant-Water/Sewage	\$18,000.00	\$18,000.00	\$5,625.61	\$5,625.61	\$10,463.50	\$16,089.11	\$1,910.89
11000-2600-54416-0000-001749-0000-00000-00000	Operation & Maintenance of Plant-Communication Services	\$48,000.00	\$48,000.00	\$24,870.45	\$24,870.45	\$44,383.79	\$69,254.24	(\$21,254.24)
11000-2600-55200-0000-001749-0000-00000-00000	Operation & Maintenance of Plant-Property/Liability Insurance	\$38,468.00	\$38,468.00	\$36,187.00	\$36,187.00	\$0.00	\$36,187.00	\$2,281.00
11000-2600-55915-0000-001749-0000-00000-00000	Operation & Maintenance of Plant-Other Contract Services	\$30,000.00	\$30,000.00	\$7,970.32	\$7,970.32	\$12,912.10	\$20,882.42	\$9,117.58
11000-2600-56118-0000-001749-0000-00000-00000	Operation & Maintenance of Plant-General Supplies and Materials	\$15,000.00	\$15,000.00	\$8,817.99	\$8,817.99	\$4,967.74	\$13,785.73	\$1,214.27
11000-2600-56211-0000-001749-0000-00000-00000	Gasoline	\$1,000.00	\$1,000.00	\$75.00	\$75.00	\$0.00	\$75.00	\$925.00
11000-2600-57331-0000-001749-0000-00000-00000	Operation & Maintenance of Plant-Fixed Assets (More Than \$5,000)	\$0.00	\$0.00	\$7,275.44	\$7,275.44	\$0.00	\$7,275.44	(\$7,275.44)
11000-2600-57332-0000-001749-0000-00000-00000	Operation & Maintenance of Plant-Supply Assets (\$5,000 or Less)	\$20,000.00	\$20,000.00	\$0.00	\$0.00	\$0.00	\$0.00	\$20,000.00
Sub Total		\$268,718.00	\$268,718.00	\$134,506.63	\$134,506.63	\$133,510.51	\$268,017.14	\$700.86

Primary Sort Element	Secondary Sort Element
11000	Function:3300 - Community Services Operations

Account Code	Description	Adopted Budget	Current Budget	Actuals	YTD Actuals	Encumbrance	Projected	YTD Available
11000-3300-55915-0000-001749-0000-00000-00000	Community Services Operations-Other Contract Services	\$31,000.00	\$31,000.00	\$9,687.00	\$9,687.00	\$20,691.00	\$30,378.00	\$622.00
Sub Total		\$31,000.00	\$31,000.00	\$9,687.00	\$9,687.00	\$20,691.00	\$30,378.00	\$622.00

Primary Sort Element	Secondary Sort Element
14000	Function:0000 - Revenue/Balance Sheet

Account Code	Description	Adopted Budget	Current Budget	Actuals	YTD Actuals	Encumbrance	Projected	YTD Available
14000-0000-11012-0000-001749-0000-00000-00000	Cash	\$0.00	\$0.00	\$87,367.99	\$87,367.99	\$0.00	\$87,367.99	(\$87,367.99)
14000-0000-21011-0000-001749-0000-00000-00000	Accounts Payable	\$0.00	\$0.00	\$0.00	\$0.00	\$0.00	\$0.00	\$0.00
14000-0000-32013-0000-001749-0000-00000-00000	Reserve for Encumbrances	\$0.00	\$0.00	\$0.00	\$0.00	(\$389.50)	(\$389.50)	\$389.50

14000-0000-32300-0000-001749-0000-00000-00000	Unreserved Fund Balance	(\$88,449.00)	(\$88,449.00)	(\$88,448.89)	(\$88,448.89)	\$0.00	(\$88,448.89)	(\$0.11)
Sub Total		(\$88,449.00)	(\$88,449.00)	(\$1,080.90)	(\$1,080.90)	(\$389.50)	(\$1,470.40)	(\$86,978.60)

Primary Sort Element 14000	Secondary Sort Element Function:1000 - Instruction
--------------------------------------	--

Account Code	Description	Adopted Budget	Current Budget	Actuals	YTD Actuals	Encumbrance	Projected	YTD Available
14000-1000-56107-1010-001749-0000-00000-00000	Instruction-Instructional Materials Credit - 50% Textbooks	\$48,806.00	\$48,806.00	\$0.00	\$0.00	\$0.00	\$0.00	\$48,806.00
14000-1000-56108-1010-001749-0000-00000-00000	Instruction-Instructional Materials - 25% of 56111	\$10,000.00	\$10,000.00	\$0.00	\$0.00	\$0.00	\$0.00	\$10,000.00
14000-1000-56108-1020-001749-0000-00000-00000	Instruction-Instructional Materials - 25% of 56111	\$10,000.00	\$10,000.00	\$0.00	\$0.00	\$0.00	\$0.00	\$10,000.00
14000-1000-56111-1010-001749-0000-00000-00000	Instruction-Instructional Materials Cash - 50% Textbooks	\$19,643.00	\$19,643.00	\$1,080.90	\$1,080.90	\$389.50	\$1,470.40	\$18,172.60
Sub Total		\$88,449.00	\$88,449.00	\$1,080.90	\$1,080.90	\$389.50	\$1,470.40	\$86,978.60

Primary Sort Element 21000	Secondary Sort Element Function:0000 - Revenue/Balance Sheet
--------------------------------------	--

Account Code	Description	Adopted Budget	Current Budget	Actuals	YTD Actuals	Encumbrance	Projected	YTD Available
21000-0000-11012-0000-001749-0000-00000-00000	Cash	\$0.00	\$0.00	\$2,518.02	\$2,518.02	\$0.00	\$2,518.02	(\$2,518.02)
21000-0000-32300-0000-001749-0000-00000-00000	Unreserved Fund Balance	(\$2,517.00)	(\$2,517.00)	(\$2,518.02)	(\$2,518.02)	\$0.00	(\$2,518.02)	\$1.02
Sub Total		(\$2,517.00)	(\$2,517.00)	\$0.00	\$0.00	\$0.00	\$0.00	(\$2,517.00)

Primary Sort Element 21000	Secondary Sort Element Function:3100 - Food Services Operations
--------------------------------------	---

Account Code	Description	Adopted Budget	Current Budget	Actuals	YTD Actuals	Encumbrance	Projected	YTD Available
21000-3100-56116-0000-001749-0000-00000-00000	Food Services Operations-Food	\$517.00	\$517.00	\$0.00	\$0.00	\$0.00	\$0.00	\$517.00
21000-3100-57332-0000-001749-0000-00000-00000	Food Services Operations-Supply Assets (\$5,000 or Less)	\$2,000.00	\$2,000.00	\$0.00	\$0.00	\$0.00	\$0.00	\$2,000.00
Sub Total		\$2,517.00	\$2,517.00	\$0.00	\$0.00	\$0.00	\$0.00	\$2,517.00

Primary Sort Element 23000	Secondary Sort Element Function:0000 - Revenue/Balance Sheet
--------------------------------------	--

Account Code	Description	Adopted Budget	Current Budget	Actuals	YTD Actuals	Encumbrance	Projected	YTD Available
23000-0000-32300-0000-001749-0000-00000-00000	Unreserved Fund Balance	(\$1,349.00)	(\$1,349.00)	\$0.00	\$0.00	\$0.00	\$0.00	(\$1,349.00)
Sub Total		(\$1,349.00)	(\$1,349.00)	\$0.00	\$0.00	\$0.00	\$0.00	(\$1,349.00)

Primary Sort Element 23000	Secondary Sort Element Function:1000 - Instruction
--------------------------------------	--

Account Code	Description	Adopted Budget	Current Budget	Actuals	YTD Actuals	Encumbrance	Projected	YTD Available
23000-1000-56118-1010-001749-0000-00000-00000	Instruction-General Supplies and Materials	\$1,349.00	\$1,349.00	\$0.00	\$0.00	\$0.00	\$0.00	\$1,349.00
Sub Total		\$1,349.00	\$1,349.00	\$0.00	\$0.00	\$0.00	\$0.00	\$1,349.00

Primary Sort Element 23001	Secondary Sort Element Function:0000 - Revenue/Balance Sheet
--------------------------------------	--

Account Code	Description	Adopted Budget	Current Budget	Actuals	YTD Actuals	Encumbrance	Projected	YTD Available
23001-0000-11012-0000-001749-0000-00000-00000	Cash	\$0.00	\$0.00	\$66.67	\$66.67	\$0.00	\$66.67	(\$66.67)
23001-0000-32200-0000-001749-0000-00000-00000	Designated Fund Balance	\$0.00	\$0.00	(\$345.00)	(\$345.00)	\$0.00	(\$345.00)	\$345.00
23001-0000-32300-0000-001749-0000-00000-00000	Unreserved Fund Balance	\$0.00	\$0.00	\$278.33	\$278.33	\$0.00	\$278.33	(\$278.33)
Sub Total		\$0.00	\$0.00	\$0.00	\$0.00	\$0.00	\$0.00	\$0.00

Primary Sort Element 23002	Secondary Sort Element Function:0000 - Revenue/Balance Sheet
--------------------------------------	--

Account Code	Description	Adopted Budget	Current Budget	Actuals	YTD Actuals	Encumbrance	Projected	YTD Available
23002-0000-11012-0000-001749-0000-00000-00000	Cash	\$0.00	\$0.00	\$500.00	\$500.00	\$0.00	\$500.00	(\$500.00)
23002-0000-32300-0000-001749-0000-00000-00000	Unreserved Fund Balance	\$0.00	\$0.00	(\$500.00)	(\$500.00)	\$0.00	(\$500.00)	\$500.00
Sub Total		\$0.00	\$0.00	\$0.00	\$0.00	\$0.00	\$0.00	\$0.00

Primary Sort Element 23003	Secondary Sort Element Function:0000 - Revenue/Balance Sheet
--------------------------------------	--

Account Code	Description	Adopted Budget	Current Budget	Actuals	YTD Actuals	Encumbrance	Projected	YTD Available
23003-0000-11012-0000-001749-0000-00000-00000	Cash	\$0.00	\$0.00	\$1,126.05	\$1,126.05	\$0.00	\$1,126.05	(\$1,126.05)
23003-0000-32300-0000-001749-0000-00000-00000	Unreserved Fund Balance	\$0.00	\$0.00	(\$1,126.05)	(\$1,126.05)	\$0.00	(\$1,126.05)	\$1,126.05

Sub Total		\$0.00	\$0.00	\$0.00	\$0.00	\$0.00	\$0.00	\$0.00
------------------	--	---------------	---------------	---------------	---------------	---------------	---------------	---------------

Primary Sort Element 24101	Secondary Sort Element Function:0000 - Revenue/Balance Sheet
--------------------------------------	---

Account Code	Description	Adopted Budget	Current Budget	Actuals	YTD Actuals	Encumbrance	Projected	YTD Available
24101-0000-11012-0000-001749-0000-00000-00000	Cash	\$0.00	\$0.00	(\$41,111.34)	(\$41,111.34)	\$0.00	(\$41,111.34)	\$41,111.34
24101-0000-21011-0000-001749-0000-00000-00000	Accounts Payable	\$0.00	\$0.00	\$0.00	\$0.00	\$0.00	\$0.00	\$0.00
24101-0000-23011-0000-001749-0000-00000-00000	Accrued Salaries and Benefits	\$0.00	\$0.00	(\$1,567.47)	(\$1,567.47)	\$0.00	(\$1,567.47)	\$1,567.47
24101-0000-23138-0000-001749-0000-00000-00000	Disability	\$0.00	\$0.00	(\$7.68)	(\$7.68)	\$0.00	(\$7.68)	\$7.68
24101-0000-23141-0000-001749-0000-00000-00000	Federal Income Tax	\$0.00	\$0.00	\$0.00	\$0.00	\$0.00	\$0.00	\$0.00
24101-0000-23142-0000-001749-0000-00000-00000	State Income Tax	\$0.00	\$0.00	\$0.00	\$0.00	\$0.00	\$0.00	\$0.00
24101-0000-23143-0000-001749-0000-00000-00000	FICA	\$0.00	\$0.00	\$0.00	\$0.00	\$0.00	\$0.00	\$0.00
24101-0000-23144-0000-001749-0000-00000-00000	Medicare (Employee)	\$0.00	\$0.00	\$0.00	\$0.00	\$0.00	\$0.00	\$0.00
24101-0000-23147-0000-001749-0000-00000-00000	Voluntary Deductions	\$0.00	\$0.00	(\$5.88)	(\$5.88)	\$0.00	(\$5.88)	\$5.88
24101-0000-23148-0000-001749-0000-00000-00000	Direct Deposit	\$0.00	\$0.00	\$1,567.47	\$1,567.47	\$0.00	\$1,567.47	(\$1,567.47)
24101-0000-23154-0000-001749-0000-00000-00000	Medicare (Employer)	\$0.00	\$0.00	\$0.00	\$0.00	\$0.00	\$0.00	\$0.00
24101-0000-23224-0000-001749-0000-00000-00000	Education Retirement	\$0.00	\$0.00	\$0.00	\$0.00	\$0.00	\$0.00	\$0.00
24101-0000-23225-0000-001749-0000-00000-00000	Health Insurance	\$0.00	\$0.00	(\$659.69)	(\$659.69)	\$0.00	(\$659.69)	\$659.69
24101-0000-23226-0000-001749-0000-00000-00000	Unemployment Insurance	\$0.00	\$0.00	(\$55.18)	(\$55.18)	\$0.00	(\$55.18)	\$55.18
24101-0000-23227-0000-001749-0000-00000-00000	Workers Comensation	\$0.00	\$0.00	\$0.00	\$0.00	\$0.00	\$0.00	\$0.00
24101-0000-23245-0000-001749-0000-00000-00000	Retiree Health Care	\$0.00	\$0.00	\$0.00	\$0.00	\$0.00	\$0.00	\$0.00
24101-0000-32013-0000-001749-0000-00000-00000	Reserve for Encumbrances	\$0.00	\$0.00	\$0.00	\$0.00	(\$40,934.71)	(\$40,934.71)	\$40,934.71
24101-0000-32300-0000-001749-0000-00000-00000	Unreserved Fund Balance	\$0.00	\$0.00	\$41,447.97	\$41,447.97	\$0.00	\$41,447.97	(\$41,447.97)
24101-0000-41924-0000-001749-0000-00000-00000		(\$86,374.00)	(\$86,374.00)	(\$41,447.97)	(\$41,447.97)	\$0.00	(\$41,447.97)	(\$44,926.03)
Sub Total		(\$86,374.00)	(\$86,374.00)	(\$41,839.77)	(\$41,839.77)	(\$40,934.71)	(\$82,774.48)	(\$3,599.52)

Primary Sort Element	Secondary Sort Element
-----------------------------	-------------------------------

24101		Function:1000 - Instruction						
Account Code	Description	Adopted Budget	Current Budget	Actuals	YTD Actuals	Encumbrance	Projected	YTD Available
24101-1000-56118-1010-001749-0000-00000-00000	Instruction-General Supplies and Materials	\$8,264.00	\$12,090.00	\$10,186.89	\$10,186.89	\$103.14	\$10,290.03	\$1,799.97
Sub Total		\$8,264.00	\$12,090.00	\$10,186.89	\$10,186.89	\$103.14	\$10,290.03	\$1,799.97

Primary Sort Element	Secondary Sort Element
24101	Function:2100 - Support Services-Students

Account Code	Description	Adopted Budget	Current Budget	Actuals	YTD Actuals	Encumbrance	Projected	YTD Available
24101-2100-51100-0000-001749-1214-00000-00000	Support Services-Students-Salaries Expense	\$47,630.00	\$54,052.00	\$23,383.31	\$23,383.31	\$30,668.37	\$54,051.68	\$0.32
24101-2100-51300-0000-001749-1214-00000-00000	Support Services-Students-Additional Compensation	\$10,000.00	\$0.00	\$0.00	\$0.00	\$0.00	\$0.00	\$0.00
24101-2100-52111-0000-001749-0000-00000-00000	Support Services-Students-Educational Retirement	\$8,155.00	\$7,838.00	\$3,308.70	\$3,308.70	\$4,339.68	\$7,648.38	\$189.62
24101-2100-52112-0000-001749-0000-00000-00000	Support Services-Students-ERA - Retiree Health	\$1,153.00	\$1,082.00	\$467.64	\$467.64	\$613.49	\$1,081.13	\$0.87
24101-2100-52210-0000-001749-0000-00000-00000	Support Services-Students-FICA Payments	\$3,574.00	\$3,352.00	\$1,373.23	\$1,373.23	\$1,784.34	\$3,157.57	\$194.43
24101-2100-52220-0000-001749-0000-00000-00000	Support Services-Students-Medicare Payments	\$836.00	\$784.00	\$321.15	\$321.15	\$417.28	\$738.43	\$45.57
24101-2100-52311-0000-001749-0000-00000-00000	Support Services-Students-Health and Medical Premiums	\$4,573.00	\$4,810.00	\$1,836.73	\$1,836.73	\$2,786.71	\$4,623.44	\$186.56
24101-2100-52312-0000-001749-0000-00000-00000	Support Services-Students-Life	\$57.00	\$74.00	\$25.19	\$25.19	\$39.45	\$64.64	\$9.36
24101-2100-52313-0000-001749-0000-00000-00000	Support Services-Students-Dental	\$0.00	\$46.00	\$10.75	\$10.75	\$32.25	\$43.00	\$3.00
24101-2100-52314-0000-001749-0000-00000-00000	Support Services-Students-Vision	\$0.00	\$20.00	\$4.70	\$4.70	\$14.10	\$18.80	\$1.20
24101-2100-52315-0000-001749-0000-00000-00000	Support Services-Students-Disability	\$0.00	\$0.00	\$11.68	\$11.68	\$34.65	\$46.33	(\$46.33)
24101-2100-52500-0000-001749-0000-00000-00000	Support Services-Students-Unemployment Compensation	\$85.00	\$179.00	\$77.20	\$77.20	\$101.25	\$178.45	\$0.55
24101-2100-52710-0000-001749-0000-00000-00000	Support Services-Students-Workers Compensation Premium	\$663.00	\$663.00	\$663.00	\$663.00	\$0.00	\$663.00	\$0.00
24101-2100-52720-0000-001749-0000-00000-00000	Support Services-Students-Workers Compensation Employer's Fee	\$10.00	\$10.00	\$4.60	\$4.60	\$0.00	\$4.60	\$5.40
24101-2100-56118-0000-001749-0000-00000-00000	Support Services-Students-General Supplies and Materials	\$1,374.00	\$1,374.00	\$165.00	\$165.00	\$0.00	\$165.00	\$1,209.00
Sub Total		\$78,110.00	\$74,284.00	\$31,652.88	\$31,652.88	\$40,831.57	\$72,484.45	\$1,799.55

Primary Sort Element		Secondary Sort Element						
24106		Function:0000 - Revenue/Balance Sheet						
Account Code	Description	Adopted Budget	Current Budget	Actuals	YTD Actuals	Encumbrance	Projected	YTD Available
24106-0000-11012-0000-001749-0000-00000-00000	Cash	\$0.00	\$0.00	(\$27,583.52)	(\$27,583.52)	\$0.00	(\$27,583.52)	\$27,583.52
24106-0000-21011-0000-001749-0000-00000-00000	Accounts Payable	\$0.00	\$0.00	\$0.00	\$0.00	\$0.00	\$0.00	\$0.00
24106-0000-23011-0000-001749-0000-00000-00000	Accrued Salaries and Benefits	\$0.00	\$0.00	\$0.00	\$0.00	\$0.00	\$0.00	\$0.00
24106-0000-23138-0000-001749-0000-00000-00000	Disability	\$0.00	\$0.00	(\$15.34)	(\$15.34)	\$0.00	(\$15.34)	\$15.34
24106-0000-23141-0000-001749-0000-00000-00000	Federal Income Tax	\$0.00	\$0.00	\$0.00	\$0.00	\$0.00	\$0.00	\$0.00
24106-0000-23142-0000-001749-0000-00000-00000	State Income Tax	\$0.00	\$0.00	\$0.00	\$0.00	\$0.00	\$0.00	\$0.00
24106-0000-23143-0000-001749-0000-00000-00000	FICA	\$0.00	\$0.00	\$0.00	\$0.00	\$0.00	\$0.00	\$0.00
24106-0000-23144-0000-001749-0000-00000-00000	Medicare (Employee)	\$0.00	\$0.00	\$0.00	\$0.00	\$0.00	\$0.00	\$0.00
24106-0000-23147-0000-001749-0000-00000-00000	Voluntary Deductions	\$0.00	\$0.00	(\$2.94)	(\$2.94)	\$0.00	(\$2.94)	\$2.94
24106-0000-23148-0000-001749-0000-00000-00000	Direct Deposit	\$0.00	\$0.00	\$0.00	\$0.00	\$0.00	\$0.00	\$0.00
24106-0000-23154-0000-001749-0000-00000-00000	Medicare (Employer)	\$0.00	\$0.00	\$0.00	\$0.00	\$0.00	\$0.00	\$0.00
24106-0000-23224-0000-001749-0000-00000-00000	Education Retirement	\$0.00	\$0.00	\$0.00	\$0.00	\$0.00	\$0.00	\$0.00
24106-0000-23225-0000-001749-0000-00000-00000	Health Insurance	\$0.00	\$0.00	(\$799.60)	(\$799.60)	\$0.00	(\$799.60)	\$799.60
24106-0000-23226-0000-001749-0000-00000-00000	Unemployment Insurance	\$0.00	\$0.00	(\$49.20)	(\$49.20)	\$0.00	(\$49.20)	\$49.20
24106-0000-23227-0000-001749-0000-00000-00000	Workers Comensation	\$0.00	\$0.00	\$0.00	\$0.00	\$0.00	\$0.00	\$0.00
24106-0000-23245-0000-001749-0000-00000-00000	Retiree Health Care	\$0.00	\$0.00	\$0.00	\$0.00	\$0.00	\$0.00	\$0.00
24106-0000-32013-0000-001749-0000-00000-00000	Reserve for Encumbrances	\$0.00	\$0.00	\$0.00	\$0.00	(\$38,123.54)	(\$38,123.54)	\$38,123.54
24106-0000-32300-0000-001749-0000-00000-00000	Unreserved Fund Balance	\$0.00	\$0.00	\$117,825.89	\$117,825.89	\$0.00	\$117,825.89	(\$117,825.89)
24106-0000-41924-0000-001749-0000-00000-00000		(\$100,503.00)	(\$100,503.00)	(\$117,825.89)	(\$117,825.89)	\$0.00	(\$117,825.89)	\$17,322.89
Sub Total		(\$100,503.00)	(\$100,503.00)	(\$28,450.60)	(\$28,450.60)	(\$38,123.54)	(\$66,574.14)	(\$33,928.86)

Primary Sort Element		Secondary Sort Element						
24106		Function:1000 - Instruction						
Account Code	Description	Adopted Budget	Current Budget	Actuals	YTD Actuals	Encumbrance	Projected	YTD Available
24106-1000-51100-0000-001749-1416-00000-00000	Instruction-Salaries Expense	\$0.00	\$0.00	\$0.00	\$0.00	\$0.00	\$0.00	\$0.00
24106-1000-51100-2000-001749-1412-00000-00000	Instruction-Salaries Expense	\$62,798.00	\$62,798.00	\$20,502.35	\$20,502.35	\$27,957.65	\$48,460.00	\$14,338.00
24106-1000-51300-2000-001749-1412-00000-00000	Instruction-Additional Compensation	\$5,000.00	\$5,000.00	\$0.00	\$0.00	\$0.00	\$0.00	\$5,000.00
24106-1000-52111-0000-001749-0000-00000-00000	Instruction-Educational Retirement	\$12,000.00	\$12,000.00	\$0.00	\$0.00	\$0.00	\$0.00	\$12,000.00
24106-1000-52111-2000-001749-0000-00000-00000	Instruction-Educational Retirement	\$0.00	\$0.00	\$2,901.14	\$2,901.14	\$3,863.31	\$6,764.45	(\$6,764.45)
24106-1000-52112-0000-001749-0000-00000-00000	Instruction-ERA - Retiree Health	\$1,500.00	\$1,500.00	\$0.00	\$0.00	\$0.00	\$0.00	\$1,500.00
24106-1000-52112-2000-001749-0000-00000-00000	Instruction-ERA - Retiree Health	\$0.00	\$0.00	\$409.98	\$409.98	\$546.06	\$956.04	(\$956.04)
24106-1000-52210-0000-001749-0000-00000-00000	Instruction-FICA Payments	\$4,500.00	\$4,500.00	\$0.00	\$0.00	\$0.00	\$0.00	\$4,500.00
24106-1000-52210-2000-001749-0000-00000-00000	Instruction-FICA Payments	\$0.00	\$0.00	\$1,185.76	\$1,185.76	\$1,607.51	\$2,793.27	(\$2,793.27)
24106-1000-52220-0000-001749-0000-00000-00000	Instruction-Medicare Payments	\$1,200.00	\$1,200.00	\$0.00	\$0.00	\$0.00	\$0.00	\$1,200.00
24106-1000-52220-2000-001749-0000-00000-00000	Instruction-Medicare Payments	\$0.00	\$0.00	\$277.32	\$277.32	\$375.94	\$653.26	(\$653.26)
24106-1000-52311-0000-001749-0000-00000-00000	Instruction-Health and Medical Premiums	\$5,654.00	\$5,654.00	\$0.00	\$0.00	\$0.00	\$0.00	\$5,654.00
24106-1000-52311-2000-001749-0000-00000-00000	Instruction-Health and Medical Premiums	\$0.00	\$0.00	\$2,271.20	\$2,271.20	\$3,445.80	\$5,717.00	(\$5,717.00)
24106-1000-52312-0000-001749-0000-00000-00000	Instruction-Life	\$57.00	\$57.00	(\$1.04)	(\$1.04)	\$0.00	(\$1.04)	\$58.04
24106-1000-52312-2000-001749-0000-00000-00000	Instruction-Life	\$0.00	\$0.00	\$25.18	\$25.18	\$39.45	\$64.63	(\$64.63)
24106-1000-52313-0000-001749-0000-00000-00000	Instruction-Dental	\$206.00	\$206.00	\$0.00	\$0.00	\$0.00	\$0.00	\$206.00
24106-1000-52313-2000-001749-0000-00000-00000	Instruction-Dental	\$0.00	\$0.00	\$85.80	\$85.80	\$128.70	\$214.50	(\$214.50)
24106-1000-52315-0000-001749-0000-00000-00000	Instruction-Disability	\$106.00	\$106.00	(\$1.72)	(\$1.72)	\$0.00	(\$1.72)	\$107.72
24106-1000-52315-2000-001749-0000-00000-00000	Instruction-Disability	\$0.00	\$0.00	\$47.38	\$47.38	\$69.00	\$116.38	(\$116.38)
24106-1000-52500-0000-001749-0000-00000-00000	Instruction-Unemployment Compensation	\$85.00	\$85.00	\$0.00	\$0.00	\$0.00	\$0.00	\$85.00
24106-1000-52500-2000-001749-0000-00000-00000	Instruction-Unemployment Compensation	\$0.00	\$0.00	\$67.65	\$67.65	\$90.12	\$157.77	(\$157.77)
24106-1000-52710-0000-001749-0000-00000-00000	Instruction-Workers Compensation Premium	\$675.00	\$675.00	\$675.00	\$675.00	\$0.00	\$675.00	\$0.00

24106-1000-52720-0000-001749-0000-00000-00000	Instruction-Workers Compensation Employer's Fee	\$10.00	\$10.00	\$0.00	\$0.00	\$0.00	\$0.00	\$10.00
24106-1000-52720-2000-001749-0000-00000-00000	Instruction-Workers Compensation Employer's Fee	\$0.00	\$0.00	\$4.60	\$4.60	\$0.00	\$4.60	(\$4.60)
Sub Total		\$93,791.00	\$93,791.00	\$28,450.60	\$28,450.60	\$38,123.54	\$66,574.14	\$27,216.86
Primary Sort Element 24106	Secondary Sort Element Function:2100 - Support Services-Students							
Account Code	Description	Adopted Budget	Current Budget	Actuals	YTD Actuals	Encumbrance	Projected	YTD Available
24106-2100-53212-2000-001749-0000-00000-00000	Support Services-Students- Speech Therapists - Contracted	\$6,712.00	\$6,712.00	\$0.00	\$0.00	\$0.00	\$0.00	\$6,712.00
Sub Total		\$6,712.00	\$6,712.00	\$0.00	\$0.00	\$0.00	\$0.00	\$6,712.00
Primary Sort Element 24153	Secondary Sort Element Function:0000 - Revenue/Balance Sheet							
Account Code	Description	Adopted Budget	Current Budget	Actuals	YTD Actuals	Encumbrance	Projected	YTD Available
24153-0000-41924-0000-001749-0000-00000-00000		(\$1,020.00)	(\$1,020.00)	\$0.00	\$0.00	\$0.00	\$0.00	(\$1,020.00)
Sub Total		(\$1,020.00)	(\$1,020.00)	\$0.00	\$0.00	\$0.00	\$0.00	(\$1,020.00)
Primary Sort Element 24153	Secondary Sort Element Function:1000 - Instruction							
Account Code	Description	Adopted Budget	Current Budget	Actuals	YTD Actuals	Encumbrance	Projected	YTD Available
24153-1000-53330-1010-001749-0000-00000-00000	Instruction-Professional Development	\$1,020.00	\$1,020.00	\$0.00	\$0.00	\$0.00	\$0.00	\$1,020.00
Sub Total		\$1,020.00	\$1,020.00	\$0.00	\$0.00	\$0.00	\$0.00	\$1,020.00
Primary Sort Element 24154	Secondary Sort Element Function:0000 - Revenue/Balance Sheet							
Account Code	Description	Adopted Budget	Current Budget	Actuals	YTD Actuals	Encumbrance	Projected	YTD Available
24154-0000-11012-0000-001749-0000-00000-00000	Cash	\$0.00	\$0.00	(\$598.50)	(\$598.50)	\$0.00	(\$598.50)	\$598.50
24154-0000-21011-0000-001749-0000-00000-00000	Accounts Payable	\$0.00	\$0.00	\$0.00	\$0.00	\$0.00	\$0.00	\$0.00
24154-0000-32013-0000-001749-0000-00000-00000	Reserve for Encumbrances	\$0.00	\$0.00	\$0.00	\$0.00	(\$300.00)	(\$300.00)	\$300.00

24154-0000-41924-0000-001749-0000-00000-00000		(\$11,081.00)	(\$11,081.00)	\$0.00	\$0.00	\$0.00	\$0.00	(\$11,081.00)
Sub Total		(\$11,081.00)	(\$11,081.00)	(\$598.50)	(\$598.50)	(\$300.00)	(\$898.50)	(\$10,182.50)
Primary Sort Element 24154	Secondary Sort Element Function:1000 - Instruction							
Account Code	Description	Adopted Budget	Current Budget	Actuals	YTD Actuals	Encumbrance	Projected	YTD Available
24154-1000-53330-1010-001749-0000-00000-00000	Instruction-Professional Development	\$11,081.00	\$11,081.00	\$598.50	\$598.50	\$300.00	\$898.50	\$10,182.50
Sub Total		\$11,081.00	\$11,081.00	\$598.50	\$598.50	\$300.00	\$898.50	\$10,182.50
Primary Sort Element 24174	Secondary Sort Element Function:0000 - Revenue/Balance Sheet							
Account Code	Description	Adopted Budget	Current Budget	Actuals	YTD Actuals	Encumbrance	Projected	YTD Available
24174-0000-41924-0000-001749-0000-00000-00000		(\$9,556.00)	(\$9,556.00)	\$0.00	\$0.00	\$0.00	\$0.00	(\$9,556.00)
Sub Total		(\$9,556.00)	(\$9,556.00)	\$0.00	\$0.00	\$0.00	\$0.00	(\$9,556.00)
Primary Sort Element 24174	Secondary Sort Element Function:1000 - Instruction							
Account Code	Description	Adopted Budget	Current Budget	Actuals	YTD Actuals	Encumbrance	Projected	YTD Available
24174-1000-56118-1010-001749-0000-00000-00000	Instruction-General Supplies and Materials	\$6,000.00	\$6,000.00	\$0.00	\$0.00	\$0.00	\$0.00	\$6,000.00
Sub Total		\$6,000.00	\$6,000.00	\$0.00	\$0.00	\$0.00	\$0.00	\$6,000.00
Primary Sort Element 24174	Secondary Sort Element Function:2100 - Support Services-Students							
Account Code	Description	Adopted Budget	Current Budget	Actuals	YTD Actuals	Encumbrance	Projected	YTD Available
24174-2100-55915-0000-001749-0000-00000-00000	Support Services-Students-Other Contract Services	\$3,556.00	\$3,556.00	\$0.00	\$0.00	\$0.00	\$0.00	\$3,556.00
Sub Total		\$3,556.00	\$3,556.00	\$0.00	\$0.00	\$0.00	\$0.00	\$3,556.00
Primary Sort Element 24190	Secondary Sort Element Function:0000 - Revenue/Balance Sheet							
Account Code	Description	Adopted Budget	Current Budget	Actuals	YTD Actuals	Encumbrance	Projected	YTD Available
24190-0000-11012-0000-001749-0000-00000-00000	Cash	\$0.00	\$0.00	(\$20,564.97)	(\$20,564.97)	\$0.00	(\$20,564.97)	\$20,564.97

24190-0000-21011-0000-001749-0000-00000-00000	Accounts Payable	\$0.00	\$0.00	\$0.00	\$0.00	\$0.00	\$0.00	\$0.00
24190-0000-23011-0000-001749-0000-00000-00000	Accrued Salaries and Benefits	\$0.00	\$0.00	\$0.00	\$0.00	\$0.00	\$0.00	\$0.00
24190-0000-23138-0000-001749-0000-00000-00000	Disability	\$0.00	\$0.00	\$0.00	\$0.00	\$0.00	\$0.00	\$0.00
24190-0000-23141-0000-001749-0000-00000-00000	Federal Income Tax	\$0.00	\$0.00	\$0.00	\$0.00	\$0.00	\$0.00	\$0.00
24190-0000-23142-0000-001749-0000-00000-00000	State Income Tax	\$0.00	\$0.00	\$0.00	\$0.00	\$0.00	\$0.00	\$0.00
24190-0000-23143-0000-001749-0000-00000-00000	FICA	\$0.00	\$0.00	\$0.00	\$0.00	\$0.00	\$0.00	\$0.00
24190-0000-23144-0000-001749-0000-00000-00000	Medicare (Employee)	\$0.00	\$0.00	\$0.00	\$0.00	\$0.00	\$0.00	\$0.00
24190-0000-23148-0000-001749-0000-00000-00000	Direct Deposit	\$0.00	\$0.00	\$0.00	\$0.00	\$0.00	\$0.00	\$0.00
24190-0000-23154-0000-001749-0000-00000-00000	Medicare (Employer)	\$0.00	\$0.00	\$0.00	\$0.00	\$0.00	\$0.00	\$0.00
24190-0000-23224-0000-001749-0000-00000-00000	Education Retirement	\$0.00	\$0.00	\$0.00	\$0.00	\$0.00	\$0.00	\$0.00
24190-0000-23225-0000-001749-0000-00000-00000	Health Insurance	\$0.00	\$0.00	\$938.42	\$938.42	\$0.00	\$938.42	(\$938.42)
24190-0000-23226-0000-001749-0000-00000-00000	Unemployment Insurance	\$0.00	\$0.00	(\$50.98)	(\$50.98)	\$0.00	(\$50.98)	\$50.98
24190-0000-23227-0000-001749-0000-00000-00000	Workers Comensation	\$0.00	\$0.00	\$0.00	\$0.00	\$0.00	\$0.00	\$0.00
24190-0000-23245-0000-001749-0000-00000-00000	Retiree Health Care	\$0.00	\$0.00	\$0.00	\$0.00	\$0.00	\$0.00	\$0.00
24190-0000-32013-0000-001749-0000-00000-00000	Reserve for Encumbrances	\$0.00	\$0.00	\$0.00	\$0.00	(\$38,214.78)	(\$38,214.78)	\$38,214.78
24190-0000-32300-0000-001749-0000-00000-00000	Unreserved Fund Balance	\$0.00	\$0.00	\$46,470.36	\$46,470.36	\$0.00	\$46,470.36	(\$46,470.36)
24190-0000-41924-0000-001749-0000-00000-00000		(\$66,157.00)	(\$66,157.00)	(\$49,541.51)	(\$49,541.51)	\$0.00	(\$49,541.51)	(\$16,615.49)
Sub Total		(\$66,157.00)	(\$66,157.00)	(\$22,748.68)	(\$22,748.68)	(\$38,214.78)	(\$60,963.46)	(\$5,193.54)

Primary Sort Element	Secondary Sort Element
24190	Function:1000 - Instruction

Account Code	Description	Adopted Budget	Current Budget	Actuals	YTD Actuals	Encumbrance	Projected	YTD Available
24190-1000-51100-1010-001749-1411-00000-00000	Instruction-Salaries Expense	\$0.00	\$49,423.00	\$18,338.50	\$18,338.50	\$27,507.65	\$45,846.15	\$3,576.85
24190-1000-52111-0000-001749-0000-00000-00000	Instruction-Educational Retirement	\$0.00	\$6,764.00	\$1,037.96	\$1,037.96	\$0.00	\$1,037.96	\$5,726.04
24190-1000-52111-1010-001749-0000-00000-00000	Instruction-Educational Retirement	\$0.00	\$0.00	\$1,556.94	\$1,556.94	\$3,892.34	\$5,449.28	(\$5,449.28)
24190-1000-52112-0000-001749-0000-00000-00000	Instruction-ERA - Retiree Health	\$0.00	\$1,000.00	\$146.72	\$146.72	\$0.00	\$146.72	\$853.28

24190-1000-52112-1010-001749-0000-00000-00000	Instruction-ERA - Retiree Health	\$0.00	\$0.00	\$220.08	\$220.08	\$550.20	\$770.28	(\$770.28)
24190-1000-52210-0000-001749-0000-00000-00000	Instruction-FICA Payments	\$0.00	\$3,000.00	\$431.62	\$431.62	\$0.00	\$431.62	\$2,568.38
24190-1000-52210-1010-001749-0000-00000-00000	Instruction-FICA Payments	\$0.00	\$0.00	\$688.05	\$688.05	\$1,529.99	\$2,218.04	(\$2,218.04)
24190-1000-52220-0000-001749-0000-00000-00000	Instruction-Medicare Payments	\$0.00	\$700.00	\$100.94	\$100.94	\$0.00	\$100.94	\$599.06
24190-1000-52220-1010-001749-0000-00000-00000	Instruction-Medicare Payments	\$0.00	\$0.00	\$160.91	\$160.91	\$357.75	\$518.66	(\$518.66)
24190-1000-52311-0000-001749-0000-00000-00000	Instruction-Health and Medical Premiums	\$0.00	\$4,000.00	\$535.96	\$535.96	\$0.00	\$535.96	\$3,464.04
24190-1000-52311-1010-001749-0000-00000-00000	Instruction-Health and Medical Premiums	\$0.00	\$0.00	(\$586.64)	(\$586.64)	\$4,061.40	\$3,474.76	(\$3,474.76)
24190-1000-52312-0000-001749-0000-00000-00000	Instruction-Life	\$0.00	\$60.00	\$9.40	\$9.40	\$0.00	\$9.40	\$50.60
24190-1000-52312-1010-001749-0000-00000-00000	Instruction-Life	\$0.00	\$0.00	\$13.43	\$13.43	\$39.45	\$52.88	(\$52.88)
24190-1000-52313-0000-001749-0000-00000-00000	Instruction-Dental	\$0.00	\$120.00	\$31.50	\$31.50	\$0.00	\$31.50	\$88.50
24190-1000-52313-1010-001749-0000-00000-00000	Instruction-Dental	\$0.00	\$0.00	(\$4.30)	(\$4.30)	\$128.85	\$124.55	(\$124.55)
24190-1000-52314-0000-001749-0000-00000-00000	Instruction-Vision	\$0.00	\$33.00	\$4.39	\$4.39	\$0.00	\$4.39	\$28.61
24190-1000-52314-1010-001749-0000-00000-00000	Instruction-Vision	\$0.00	\$0.00	(\$1.88)	(\$1.88)	\$56.40	\$54.52	(\$54.52)
24190-1000-52315-0000-001749-0000-00000-00000	Disability Insurance	\$0.00	\$48.00	\$0.00	\$0.00	\$0.00	\$0.00	\$48.00
24190-1000-52500-0000-001749-0000-00000-00000	Instruction-Unemployment Compensation	\$0.00	\$142.00	\$24.20	\$24.20	\$0.00	\$24.20	\$117.80
24190-1000-52500-1010-001749-0000-00000-00000	Instruction-Unemployment Compensation	\$0.00	\$0.00	\$36.30	\$36.30	\$90.75	\$127.05	(\$127.05)
24190-1000-52710-0000-001749-0000-00000-00000	Instruction-Workers Compensation Premium	\$0.00	\$0.00	\$2.30	\$2.30	\$0.00	\$2.30	(\$2.30)
24190-1000-52720-0000-001749-0000-00000-00000	Workers Comp	\$0.00	\$850.00	\$0.00	\$0.00	\$0.00	\$0.00	\$850.00
24190-1000-52720-1010-001749-0000-00000-00000	Instruction-Workers Compensation Employer's Fee	\$0.00	\$0.00	\$2.30	\$2.30	\$0.00	\$2.30	(\$2.30)
Sub Total		\$0.00	\$66,140.00	\$22,748.68	\$22,748.68	\$38,214.78	\$60,963.46	\$5,176.54

Primary Sort Element	Secondary Sort Element
24190	Function:2100 - Support Services-Students

Account Code	Description	Adopted Budget	Current Budget	Actuals	YTD Actuals	Encumbrance	Projected	YTD Available
24190-2100-51100-0000-001749-1218-00000-00000	Support Services-Students-Salaries Expense	\$49,999.00	\$0.00	\$0.00	\$0.00	\$0.00	\$0.00	\$0.00

24190-2100-52111-0000-001749-0000-00000-00000	Support Services-Students-Educational Retirement	\$6,701.00	\$0.00	\$0.00	\$0.00	\$0.00	\$0.00	\$0.00
24190-2100-52112-0000-001749-0000-00000-00000	Support Services-Students-ERA - Retiree Health	\$1,198.00	\$0.00	\$0.00	\$0.00	\$0.00	\$0.00	\$0.00
24190-2100-52210-0000-001749-0000-00000-00000	Support Services-Students-FICA Payments	\$3,453.00	\$0.00	\$0.00	\$0.00	\$0.00	\$0.00	\$0.00
24190-2100-52220-0000-001749-0000-00000-00000	Support Services-Students-Medicare Payments	\$869.00	\$0.00	\$0.00	\$0.00	\$0.00	\$0.00	\$0.00
24190-2100-52311-0000-001749-0000-00000-00000	Support Services-Students-Health and Medical Premiums	\$2,693.00	\$0.00	\$0.00	\$0.00	\$0.00	\$0.00	\$0.00
24190-2100-52312-0000-001749-0000-00000-00000	Support Services-Students-Life	\$95.00	\$0.00	\$0.00	\$0.00	\$0.00	\$0.00	\$0.00
24190-2100-52313-0000-001749-0000-00000-00000	Support Services-Students-Dental	\$75.00	\$0.00	\$0.00	\$0.00	\$0.00	\$0.00	\$0.00
24190-2100-52314-0000-001749-0000-00000-00000	Support Services-Students-Vision	\$33.00	\$0.00	\$0.00	\$0.00	\$0.00	\$0.00	\$0.00
24190-2100-52315-0000-001749-0000-00000-00000	Support Services-Students-Disability	\$48.00	\$0.00	\$0.00	\$0.00	\$0.00	\$0.00	\$0.00
24190-2100-52500-0000-001749-0000-00000-00000	Support Services-Students-Unemployment Compensation	\$142.00	\$0.00	\$0.00	\$0.00	\$0.00	\$0.00	\$0.00
24190-2100-52710-0000-001749-0000-00000-00000	Support Services-Students-Workers Compensation Premium	\$834.00	\$0.00	\$0.00	\$0.00	\$0.00	\$0.00	\$0.00
24190-2100-52720-0000-001749-0000-00000-00000	Support Services-Students-Workers Compensation Employer's Fee	\$17.00	\$17.00	\$0.00	\$0.00	\$0.00	\$0.00	\$17.00
Sub Total		\$66,157.00	\$17.00	\$0.00	\$0.00	\$0.00	\$0.00	\$17.00

Primary Sort Element 24301	Secondary Sort Element Function:0000 - Revenue/Balance Sheet
--------------------------------------	--

Account Code	Description	Adopted Budget	Current Budget	Actuals	YTD Actuals	Encumbrance	Projected	YTD Available
24301-0000-11012-0000-001749-0000-00000-00000	Cash	\$0.00	\$0.00	(\$60,103.72)	(\$60,103.72)	\$0.00	(\$60,103.72)	\$60,103.72
24301-0000-21011-0000-001749-0000-00000-00000	Accounts Payable	\$0.00	\$0.00	\$0.00	\$0.00	\$0.00	\$0.00	\$0.00
24301-0000-32013-0000-001749-0000-00000-00000	Reserve for Encumbrances	\$0.00	\$0.00	\$0.00	\$0.00	(\$7,311.38)	(\$7,311.38)	\$7,311.38
24301-0000-41924-0000-001749-0000-00000-00000	Revenue	(\$79,945.00)	(\$79,945.00)	\$0.00	\$0.00	\$0.00	\$0.00	(\$79,945.00)
Sub Total		(\$79,945.00)	(\$79,945.00)	(\$60,103.72)	(\$60,103.72)	(\$7,311.38)	(\$67,415.10)	(\$12,529.90)

Primary Sort Element 24301	Secondary Sort Element Function:1000 - Instruction
--------------------------------------	--

Account Code	Description	Adopted Budget	Current Budget	Actuals	YTD Actuals	Encumbrance	Projected	YTD Available
24301-1000-56118-2000-001749-0000-00000-00000	Instruction-General Supplies and Materials	\$5,000.00	\$5,000.00	\$5,347.23	\$5,347.23	\$79.00	\$5,426.23	(\$426.23)
24301-1000-57332-1010-001749-0000-00000-00000	Instruction-Supply Assets (\$5,000 or Less)	\$69,945.00	\$69,945.00	\$49,875.33	\$49,875.33	\$0.00	\$49,875.33	\$20,069.67
Sub Total		\$74,945.00	\$74,945.00	\$55,222.56	\$55,222.56	\$79.00	\$55,301.56	\$19,643.44
Primary Sort Element 24301	Secondary Sort Element Function:2100 - Support Services-Students							
Account Code	Description	Adopted Budget	Current Budget	Actuals	YTD Actuals	Encumbrance	Projected	YTD Available
24301-2100-56118-2000-001749-0000-00000-00000	Support Services-Students-General Supplies and Materials	\$0.00	\$0.00	\$2,595.00	\$2,595.00	\$0.00	\$2,595.00	(\$2,595.00)
Sub Total		\$0.00	\$0.00	\$2,595.00	\$2,595.00	\$0.00	\$2,595.00	(\$2,595.00)
Primary Sort Element 24301	Secondary Sort Element Function:2600 - Operation & Maintenance of Plant							
Account Code	Description	Adopted Budget	Current Budget	Actuals	YTD Actuals	Encumbrance	Projected	YTD Available
24301-2600-54416-0000-001749-0000-00000-00000	Operation & Maintenance of Plant-Communication Services	\$0.00	\$0.00	\$1,621.02	\$1,621.02	\$7,232.38	\$8,853.40	(\$8,853.40)
24301-2600-56118-0000-001749-0000-00000-00000	Operation & Maintenance of Plant-General Supplies and Materials	\$5,000.00	\$5,000.00	\$665.14	\$665.14	\$0.00	\$665.14	\$4,334.86
Sub Total		\$5,000.00	\$5,000.00	\$2,286.16	\$2,286.16	\$7,232.38	\$9,518.54	(\$4,518.54)
Primary Sort Element 27107	Secondary Sort Element Function:0000 - Revenue/Balance Sheet							
Account Code	Description	Adopted Budget	Current Budget	Actuals	YTD Actuals	Encumbrance	Projected	YTD Available
27107-0000-11012-0000-001749-0000-00000-00000	Cash	\$0.00	\$0.00	\$0.00	\$0.00	\$0.00	\$0.00	\$0.00
27107-0000-32300-0000-001749-0000-00000-00000	Unreserved Fund Balance	\$0.00	\$0.00	\$7,552.00	\$7,552.00	\$0.00	\$7,552.00	(\$7,552.00)
27107-0000-43204-0000-001749-0000-00000-00000	Prior Year Balances	\$0.00	\$0.00	(\$7,552.00)	(\$7,552.00)	\$0.00	(\$7,552.00)	\$7,552.00
Sub Total		\$0.00	\$0.00	\$0.00	\$0.00	\$0.00	\$0.00	\$0.00
Primary Sort Element 27109	Secondary Sort Element Function:0000 - Revenue/Balance Sheet							

Account Code	Description	Adopted Budget	Current Budget	Actuals	YTD Actuals	Encumbrance	Projected	YTD Available
27109-0000-11012-0000-001749-0000-00000-00000	Cash	\$0.00	\$0.00	\$0.18	\$0.18	\$0.00	\$0.18	(\$0.18)
27109-0000-32300-0000-001749-0000-00000-00000	Unreserved Fund Balance	\$0.00	\$0.00	(\$0.18)	(\$0.18)	\$0.00	(\$0.18)	\$0.18
Sub Total		\$0.00	\$0.00	\$0.00	\$0.00	\$0.00	\$0.00	\$0.00

Primary Sort Element	Secondary Sort Element
27130	Function:0000 - Revenue/Balance Sheet

Account Code	Description	Adopted Budget	Current Budget	Actuals	YTD Actuals	Encumbrance	Projected	YTD Available
27130-0000-11012-0000-001749-0000-00000-00000	Cash	\$0.00	\$0.00	\$0.00	\$0.00	\$0.00	\$0.00	\$0.00
27130-0000-32300-0000-001749-0000-00000-00000	Unreserved Fund Balance	\$0.00	\$0.00	\$500.00	\$500.00	\$0.00	\$500.00	(\$500.00)
27130-0000-41924-0000-001749-0000-00000-00000		\$0.00	\$0.00	(\$500.00)	(\$500.00)	\$0.00	(\$500.00)	\$500.00
Sub Total		\$0.00	\$0.00	\$0.00	\$0.00	\$0.00	\$0.00	\$0.00

Primary Sort Element	Secondary Sort Element
29102	Function:0000 - Revenue/Balance Sheet

Account Code	Description	Adopted Budget	Current Budget	Actuals	YTD Actuals	Encumbrance	Projected	YTD Available
29102-0000-11012-0000-001749-0000-00000-00000	Cash	\$0.00	\$0.00	\$70,438.75	\$70,438.75	\$0.00	\$70,438.75	(\$70,438.75)
29102-0000-21011-0000-001749-0000-00000-00000	Accounts Payable	\$0.00	\$0.00	\$0.00	\$0.00	\$0.00	\$0.00	\$0.00
29102-0000-32013-0000-001749-0000-00000-00000	Reserve for Encumbrances	\$0.00	\$0.00	\$0.00	\$0.00	\$0.00	\$0.00	\$0.00
29102-0000-32300-0000-001749-0000-00000-00000	Unreserved Fund Balance	(\$70,599.00)	(\$70,599.00)	(\$73,099.25)	(\$73,099.25)	\$0.00	(\$73,099.25)	\$2,500.25
Sub Total		(\$70,599.00)	(\$70,599.00)	(\$2,660.50)	(\$2,660.50)	\$0.00	(\$2,660.50)	(\$67,938.50)

Primary Sort Element	Secondary Sort Element
29102	Function:1000 - Instruction

Account Code	Description	Adopted Budget	Current Budget	Actuals	YTD Actuals	Encumbrance	Projected	YTD Available
29102-1000-56118-1010-001749-0000-00000-00000	Instruction-General Supplies and Materials	\$0.00	\$0.00	\$360.00	\$360.00	\$0.00	\$360.00	(\$360.00)
29102-1000-57332-1010-001749-0000-00000-00000	Instruction-Supply Assets (\$5,000 or Less)	\$1,446.00	\$1,446.00	\$0.00	\$0.00	\$0.00	\$0.00	\$1,446.00
Sub Total		\$1,446.00	\$1,446.00	\$360.00	\$360.00	\$0.00	\$360.00	\$1,086.00

Primary Sort Element 29102	Secondary Sort Element Function:2400 - Support Services-School Administration							
--------------------------------------	--	--	--	--	--	--	--	--

Account Code	Description	Adopted Budget	Current Budget	Actuals	YTD Actuals	Encumbrance	Projected	YTD Available
29102-2400-53330-0000-001749-0000-00000-00000	Support Services-School Administration-Professional Development	\$20,000.00	\$20,000.00	\$0.00	\$0.00	\$0.00	\$0.00	\$20,000.00
29102-2400-53414-0000-001749-0000-00000-00000	Support Services-School Administration-Other Services	\$2,153.00	\$2,153.00	\$0.00	\$0.00	\$0.00	\$0.00	\$2,153.00
29102-2400-53711-0000-001749-0000-00000-00000	Support Services-School Administration-Other Charges	\$12,000.00	\$12,000.00	\$0.00	\$0.00	\$0.00	\$0.00	\$12,000.00
29102-2400-55915-0000-001749-0000-00000-00000	Support Services-School Administration-Other Contract Services	\$15,000.00	\$15,000.00	\$0.00	\$0.00	\$0.00	\$0.00	\$15,000.00
29102-2400-56118-0000-001749-0000-00000-00000	Support Services-School Administration-General Supplies and Materials	\$20,000.00	\$20,000.00	\$2,300.50	\$2,300.50	\$0.00	\$2,300.50	\$17,699.50
Sub Total		\$69,153.00	\$69,153.00	\$2,300.50	\$2,300.50	\$0.00	\$2,300.50	\$66,852.50

Primary Sort Element 29114	Secondary Sort Element Function:0000 - Revenue/Balance Sheet							
--------------------------------------	---	--	--	--	--	--	--	--

Account Code	Description	Adopted Budget	Current Budget	Actuals	YTD Actuals	Encumbrance	Projected	YTD Available
29114-0000-11012-0000-001749-0000-00000-00000	Cash	\$0.00	\$0.00	\$1,106.15	\$1,106.15	\$0.00	\$1,106.15	(\$1,106.15)
29114-0000-32300-0000-001749-0000-00000-00000	Unreserved Fund Balance	(\$1,106.00)	(\$1,106.00)	(\$1,106.15)	(\$1,106.15)	\$0.00	(\$1,106.15)	\$0.15
Sub Total		(\$1,106.00)	(\$1,106.00)	\$0.00	\$0.00	\$0.00	\$0.00	(\$1,106.00)

Primary Sort Element 29114	Secondary Sort Element Function:2400 - Support Services-School Administration							
--------------------------------------	--	--	--	--	--	--	--	--

Account Code	Description	Adopted Budget	Current Budget	Actuals	YTD Actuals	Encumbrance	Projected	YTD Available
29114-2400-53330-0000-001749-0000-00000-00000	Professional Development	\$1,106.00	\$1,106.00	\$0.00	\$0.00	\$0.00	\$0.00	\$1,106.00
Sub Total		\$1,106.00	\$1,106.00	\$0.00	\$0.00	\$0.00	\$0.00	\$1,106.00

Primary Sort Element	Secondary Sort Element							
-----------------------------	-------------------------------	--	--	--	--	--	--	--

31200 Function:0000 - Revenue/Balance Sheet

Account Code	Description	Adopted Budget	Current Budget	Actuals	YTD Actuals	Encumbrance	Projected	YTD Available
31200-0000-32013-0000-001749-0000-00000-00000	Reserve for Encumbrances	\$0.00	\$0.00	\$0.00	\$0.00	\$0.00	\$0.00	\$0.00
31200-0000-43209-0000-001749-0000-00000-00000	PSCOC Awards	\$0.00	(\$192,054.00)	\$0.00	\$0.00	\$0.00	\$0.00	(\$192,054.00)
Sub Total		\$0.00	(\$192,054.00)	\$0.00	\$0.00	\$0.00	\$0.00	(\$192,054.00)

Primary Sort Element 31200 **Secondary Sort Element** Function:4000 - Capital Outlay

Account Code	Description	Adopted Budget	Current Budget	Actuals	YTD Actuals	Encumbrance	Projected	YTD Available
31200-4000-54610-0000-001749-0000-00000-00000	Capital Outlay-Rental - Land and Buildings	\$0.00	\$192,054.00	\$0.00	\$0.00	\$0.00	\$0.00	\$192,054.00
31200-4000-54640-0000-001749-0000-00000-00000	Capital Outlay-Rentals - Lease to Purchase	\$0.00	\$0.00	\$0.00	\$0.00	\$0.00	\$0.00	\$0.00
Sub Total		\$0.00	\$192,054.00	\$0.00	\$0.00	\$0.00	\$0.00	\$192,054.00

Primary Sort Element 31400 **Secondary Sort Element** Function:0000 - Revenue/Balance Sheet

Account Code	Description	Adopted Budget	Current Budget	Actuals	YTD Actuals	Encumbrance	Projected	YTD Available
31400-0000-11012-0000-001749-0000-00000-00000	Cash	\$0.00	\$0.00	(\$74,988.86)	(\$74,988.86)	\$0.00	(\$74,988.86)	\$74,988.86
31400-0000-21011-0000-001749-0000-00000-00000	Accounts Payable	\$0.00	\$0.00	\$0.00	\$0.00	\$0.00	\$0.00	\$0.00
31400-0000-32013-0000-001749-0000-00000-00000	Reserve for Encumbrances	\$0.00	\$0.00	\$0.00	\$0.00	(\$6,580.85)	(\$6,580.85)	\$6,580.85
31400-0000-32300-0000-001749-0000-00000-00000	Unreserved Fund Balance	\$0.00	\$0.00	\$1,597.00	\$1,597.00	\$0.00	\$1,597.00	(\$1,597.00)
31400-0000-43202-0000-001749-0000-00000-00000	State Flow-through Grants	(\$90,000.00)	(\$90,000.00)	\$0.00	\$0.00	\$0.00	\$0.00	(\$90,000.00)
31400-0000-43204-0000-001749-0000-00000-00000	Prior Year Balances	\$0.00	(\$75,334.00)	(\$1,597.00)	(\$1,597.00)	\$0.00	(\$1,597.00)	(\$73,737.00)
Sub Total		(\$90,000.00)	(\$165,334.00)	(\$74,988.86)	(\$74,988.86)	(\$6,580.85)	(\$81,569.71)	(\$83,764.29)

Primary Sort Element 31400 **Secondary Sort Element** Function:4000 - Capital Outlay

Account Code	Description	Adopted Budget	Current Budget	Actuals	YTD Actuals	Encumbrance	Projected	YTD Available
31400-4000-57112-0000-001749-0000-00000-00000	Land Improvements	\$0.00	\$75,334.00	\$74,988.86	\$74,988.86	\$2,307.59	\$77,296.45	(\$1,962.45)

31400-4000-57331-0000-001749-0000-00000-00000	Capital Outlay-Fixed Assets (More Than \$5,000)	\$90,000.00	\$90,000.00	\$0.00	\$0.00	\$4,273.26	\$4,273.26	\$85,726.74
Sub Total		\$90,000.00	\$165,334.00	\$74,988.86	\$74,988.86	\$6,580.85	\$81,569.71	\$83,764.29

Primary Sort Element 31600	Secondary Sort Element Function:0000 - Revenue/Balance Sheet							
--------------------------------------	--	--	--	--	--	--	--	--

Account Code	Description	Adopted Budget	Current Budget	Actuals	YTD Actuals	Encumbrance	Projected	YTD Available
31600-0000-11012-0000-001749-0000-00000-00000	Cash	\$0.00	\$0.00	\$109,276.34	\$109,276.34	\$0.00	\$109,276.34	(\$109,276.34)
31600-0000-21011-0000-001749-0000-00000-00000	Accounts Payable	\$0.00	\$0.00	\$0.00	\$0.00	\$0.00	\$0.00	\$0.00
31600-0000-32013-0000-001749-0000-00000-00000	Reserve for Encumbrances	\$0.00	\$0.00	\$0.00	\$0.00	(\$229,853.85)	(\$229,853.85)	\$229,853.85
31600-0000-32300-0000-001749-0000-00000-00000	Unreserved Fund Balance	(\$500,000.00)	(\$500,000.00)	(\$474,621.65)	(\$474,621.65)	\$0.00	(\$474,621.65)	(\$25,378.35)
31600-0000-41110-0000-001749-0000-00000-00000	Ad Valorem Taxes - School District	(\$172,278.00)	(\$172,278.00)	(\$44,156.54)	(\$44,156.54)	\$0.00	(\$44,156.54)	(\$128,121.46)
Sub Total		(\$672,278.00)	(\$672,278.00)	(\$409,501.85)	(\$409,501.85)	(\$229,853.85)	(\$639,355.70)	(\$32,922.30)

Primary Sort Element 31600	Secondary Sort Element Function:2300 - Support Services-General Administration							
--------------------------------------	--	--	--	--	--	--	--	--

Account Code	Description	Adopted Budget	Current Budget	Actuals	YTD Actuals	Encumbrance	Projected	YTD Available
31600-2300-53712-0000-001749-0000-00000-00000	Support Services-General Administration-County Tax Collection Costs	\$2,500.00	\$2,500.00	\$441.56	\$441.56	\$0.00	\$441.56	\$2,058.44
Sub Total		\$2,500.00	\$2,500.00	\$441.56	\$441.56	\$0.00	\$441.56	\$2,058.44

Primary Sort Element 31600	Secondary Sort Element Function:4000 - Capital Outlay							
--------------------------------------	---	--	--	--	--	--	--	--

Account Code	Description	Adopted Budget	Current Budget	Actuals	YTD Actuals	Encumbrance	Projected	YTD Available
31600-4000-54500-0000-001749-0000-00000-00000	Capital Outlay-Construction Services	\$219,778.00	\$219,778.00	\$294,650.88	\$294,650.88	\$365.01	\$295,015.89	(\$75,237.89)
31600-4000-54640-0000-001749-0000-00000-00000	Capital Outlay-Rentals - Lease to Purchase	\$400,000.00	\$400,000.00	\$114,409.41	\$114,409.41	\$229,488.84	\$343,898.25	\$56,101.75
31600-4000-57332-0000-001749-0000-00000-00000	Capital Outlay-Supply Assets (\$5,000 or Less)	\$50,000.00	\$50,000.00	\$0.00	\$0.00	\$0.00	\$0.00	\$50,000.00
Sub Total		\$669,778.00	\$669,778.00	\$409,060.29	\$409,060.29	\$229,853.85	\$638,914.14	\$30,863.86

Primary Sort Element	Secondary Sort Element							
-----------------------------	-------------------------------	--	--	--	--	--	--	--

31700 Function:0000 - Revenue/Balance Sheet

Account Code	Description	Adopted Budget	Current Budget	Actuals	YTD Actuals	Encumbrance	Projected	YTD Available
31700-0000-43204-0000-001749-0000-00000-00000	Prior Year Balances	(\$44,114.00)	(\$44,114.00)	\$0.00	\$0.00	\$0.00	\$0.00	(\$44,114.00)
Sub Total		(\$44,114.00)	(\$44,114.00)	\$0.00	\$0.00	\$0.00	\$0.00	(\$44,114.00)

Primary Sort Element 31700 **Secondary Sort Element** Function:4000 - Capital Outlay

Account Code	Description	Adopted Budget	Current Budget	Actuals	YTD Actuals	Encumbrance	Projected	YTD Available
31700-4000-57311-0000-001749-0000-00000-00000	Capital Outlay-Vehicles General	\$44,114.00	\$44,114.00	\$0.00	\$0.00	\$0.00	\$0.00	\$44,114.00
Sub Total		\$44,114.00	\$44,114.00	\$0.00	\$0.00	\$0.00	\$0.00	\$44,114.00

Primary Sort Element 31701 **Secondary Sort Element** Function:0000 - Revenue/Balance Sheet

Account Code	Description	Adopted Budget	Current Budget	Actuals	YTD Actuals	Encumbrance	Projected	YTD Available
31701-0000-11012-0000-001749-0000-00000-00000	Cash	\$0.00	\$0.00	\$552,611.72	\$552,611.72	\$0.00	\$552,611.72	(\$552,611.72)
31701-0000-21011-0000-001749-0000-00000-00000	Accounts Payable	\$0.00	\$0.00	\$0.00	\$0.00	\$0.00	\$0.00	\$0.00
31701-0000-32013-0000-001749-0000-00000-00000	Reserve for Encumbrances	\$0.00	\$0.00	\$0.00	\$0.00	\$0.00	\$0.00	\$0.00
31701-0000-32300-0000-001749-0000-00000-00000	Unreserved Fund	(\$523,906.00)	(\$523,906.00)	(\$531,737.39)	(\$531,737.39)	\$0.00	(\$531,737.39)	\$7,831.39
31701-0000-41110-0000-001749-0000-00000-00000	Ad Valorem Taxes	(\$94,382.00)	(\$94,382.00)	(\$22,322.71)	(\$22,322.71)	\$0.00	(\$22,322.71)	(\$72,059.29)
Sub Total		(\$618,288.00)	(\$618,288.00)	(\$1,448.38)	(\$1,448.38)	\$0.00	(\$1,448.38)	(\$616,839.62)

Primary Sort Element 31701 **Secondary Sort Element** Function:2300 - Support Services-General Administration

Account Code	Description	Adopted Budget	Current Budget	Actuals	YTD Actuals	Encumbrance	Projected	YTD Available
31701-2300-53712-0000-001749-0000-00000-00000	County Collection Costs	\$0.00	\$0.00	\$223.20	\$223.20	\$0.00	\$223.20	(\$223.20)
Sub Total		\$0.00	\$0.00	\$223.20	\$223.20	\$0.00	\$223.20	(\$223.20)

Primary Sort Element 31701 **Secondary Sort Element** Function:4000 - Capital Outlay

Account Code	Description	Adopted Budget	Current Budget	Actuals	YTD Actuals	Encumbrance	Projected	YTD Available
31701-4000-57332-0000-001749-0000-00000-00000	Capital Outlay -Supply Assets (\$5,000 or Less)	\$618,288.00	\$618,288.00	\$1,225.18	\$1,225.18	\$0.00	\$1,225.18	\$617,062.82
Sub Total		\$618,288.00	\$618,288.00	\$1,225.18	\$1,225.18	\$0.00	\$1,225.18	\$617,062.82
Primary Sort Element 31703		Secondary Sort Element Function:0000 - Revenue/Balance Sheet						
Account Code	Description	Adopted Budget	Current Budget	Actuals	YTD Actuals	Encumbrance	Projected	YTD Available
31703-0000-11012-0000-001749-0000-00000-00000	Cash	\$0.00	\$0.00	\$7,231.00	\$7,231.00	\$0.00	\$7,231.00	(\$7,231.00)
31703-0000-32300-0000-001749-0000-00000-00000	Unreserved Fund Balance	(\$7,231.00)	(\$7,231.00)	(\$7,231.00)	(\$7,231.00)	\$0.00	(\$7,231.00)	\$0.00
Sub Total		(\$7,231.00)	(\$7,231.00)	\$0.00	\$0.00	\$0.00	\$0.00	(\$7,231.00)
Primary Sort Element 31703		Secondary Sort Element Function:4000 - Capital Outlay						
Account Code	Description	Adopted Budget	Current Budget	Actuals	YTD Actuals	Encumbrance	Projected	YTD Available
31703-4000-57332-0000-001749-0000-00000-00000	Capital Outlay-Supply Assets (\$5,000 or Less)	\$7,231.00	\$7,231.00	\$0.00	\$0.00	\$0.00	\$0.00	\$7,231.00
Sub Total		\$7,231.00	\$7,231.00	\$0.00	\$0.00	\$0.00	\$0.00	\$7,231.00
Grand Total		\$0.00	\$0.00	\$0.00	\$0.00	\$0.00	\$0.00	\$0.00