

**ACE Leadership High School  
Financial Update  
November 24, 2021**

**A. BARs**

	<u>BAR #</u>	<u>Fund Description</u>	<u>Reason/Type</u>	<u>Amount</u>
1	2122-0011-IB	24307 - CARES Act GEERF, SEL	Initial Budget	\$ 6,671

Payroll & Accounts Payable Payment Vouchers

1 October 2021

Financial Statement Reports - as of October 31, 2021

1 Recommended Change

**B. 2 Financial Analysis**

3 Bank Reconciliations

**C. Other**

1 P-Card Reconciliation - October 2021

Must submit backup for all BARs,  
except transfers of funds for SEG or  
direct grants

**STATE OF NEW MEXICO**  
**PUBLIC EDUCATION DEPARTMENT**  
300 Don Gaspar Santa Fe, NM 87501-2786  
**Budget Adjustment Request**

Doc. ID: 001-749-2122-0011-IB  
Fund Type: Flowthrough  
Adjustment Type: Initial Budget

Fiscal Year: 2021-2022

Entity Name: ACE

Adjustment Changes Intent/Scope of Program Yes or No?: No

Contact: Angela Lerner, Business Manager

Total Approved Budget (Flowthrough):

Phone: 505-459-1895

Email: angie@k12accounting.com

<b>FLOWTHROUGH ONLY</b>	
Budget Period: 07/01/2021	To: 06/30/2022
A. Approved Carryover:	
B. Total Current Year Allocation:	
D. Total Funding Available:	

Revenue 24307.0000.41924      \$6,671

Fund	Function	Object	Program	Job Class	Present Budget	Adj Amt Exp	Adj Budget	ADD'L FTE
24307 CARES Act, GEERF, Social Emotional Learning (SEL)	1000 Instruction	53330 Professional Development	1010 Regular Education (K- 12) Programs	0000 No Job Class		\$6,671	\$6,671	
Sub Total						\$6,671		
Indirect Cost								
<b>DOC. TOTAL</b>						\$6,671		

**Justification:**

award letter

Compliance with Sections 10-15-1 and 22-8-12, NMSA, 1978 Compilation:

A. The requested budget/changes were authorized at a scheduled Board of Education or Governance Council meeting open to the public on:

B. Justification for the transfer: Explanation such as "underbudgeted", "insufficient budget", or "needed to close out Project" ARE NOT ACCEPTABLE. Attach additional sheets if necessary.

ALL TRANSFER BARS MUST NET OUT TO ZERO ON THE DOC. TOTAL LINE.

# ACE Leadership High School

## Check Listing Report

Accounting Cycle: FY21-22; Begin Date: 10/01/2021; End Date: 10/31/2021; Bank: [All]; Sort By Element: Fund; Account Expression: [All]; Created On: 11/7/2021 1:06:51 AM

Check Date	Check Number	Payee	Description	Type	Amount
10/04/2021		ACE Leadership High School FOUNDATION	RENT - October 2021	Accounts Payable	\$38,359.81
10/05/2021	19817	ACES-Association of Charter School Education Services	Business Management Support Services Contract	Accounts Payable	\$8,989.58
10/01/2021	19805	Albert Sanchez Bus Co.	FIELD TRIP TRANSPORATION TO HISTORIC BARELAS NEIGHBORHOOD-09/16/2021	Accounts Payable	\$255.00
10/20/2021	19832	Albuquerque Bernalillo County Water Utility Authority	BILL#133967028541 ACCT#133417841	Accounts Payable	\$1,083.08
10/01/2021	19806	Albuquerque Image Leasing A Program of DLL Finance	Period: 09/15/2021 - 10/14/2021	Accounts Payable	\$1,474.40
10/01/2021	19807	Amazon.com	Evening classroom supplies	Accounts Payable	\$42.50
10/01/2021	19807	Amazon.com	Inv: 469595938976 XZB	Accounts Payable	\$745.13
10/01/2021	19807	Amazon.com	Building Supplies	Accounts Payable	\$80.34
10/01/2021	19807	Amazon.com	Inv: 584486963664 Y2W	Accounts Payable	\$135.98
10/01/2021	19807	Amazon.com	Inv: 638464394758 2WK	Accounts Payable	\$603.00
10/01/2021	19807	Amazon.com	Supplies	Accounts Payable	\$281.88
10/01/2021	19807	Amazon.com	Technology Equipment	Accounts Payable	\$699.99
10/01/2021	19807	Amazon.com	Custodial Supplies	Accounts Payable	\$439.00
10/01/2021	19807	Amazon.com	Custodial Supplies	Accounts Payable	\$339.95
10/01/2021	19807	Amazon.com	Custodial Supplies	Accounts Payable	\$51.98
10/01/2021	19807	Amazon.com	Inv: 933897859665 MOB	Accounts Payable	\$85.45
10/01/2021	19807	Amazon.com	Storage Cabinets	Accounts Payable	\$1,415.42
10/01/2021	19807	Amazon.com	Inv: 973484878359	Accounts Payable	(\$1,415.42)
10/05/2021	19818	Amazon.com	Raffle Incentive for Student Immunization	Accounts Payable	\$143.60
10/05/2021	19818	Amazon.com	Supplies	Accounts Payable	\$174.37
10/05/2021	19818	Amazon.com	Supplies	Accounts Payable	\$104.95
10/05/2021	19818	Amazon.com	Building supplies	Accounts Payable	\$333.36
10/05/2021	19818	Amazon.com	Inv: 875566744954 HE7	Accounts Payable	\$288.90
10/05/2021	19818	Amazon.com	PO22-0049	Accounts Payable	(\$52.86)
10/20/2021	19833	Amazon.com	Textbooks - Instructional	Accounts Payable	\$54.89
10/20/2021	19833	Amazon.com	Textbooks - Instructional	Accounts Payable	\$34.87
10/20/2021	19833	Amazon.com	Textbooks - Instructional	Accounts Payable	\$37.87
10/20/2021	19833	Amazon.com	Textbooks - Instructional	Accounts Payable	\$57.14
10/20/2021	19833	Amazon.com	Textbooks - Instructional	Accounts Payable	\$35.19
10/20/2021	19833	Amazon.com	Technology Supplies	Accounts Payable	\$59.96
10/20/2021	19833	Amazon.com	Textbooks - Instructional	Accounts Payable	\$72.04
10/20/2021	19833	Amazon.com	Classroom Equipment	Accounts Payable	\$1,742.94
10/20/2021	19833	Amazon.com	Evening classroom supplies	Accounts Payable	\$931.39
10/01/2021	19808	CenturyLink (Telephone)	Telephone Services	Accounts Payable	\$158.56

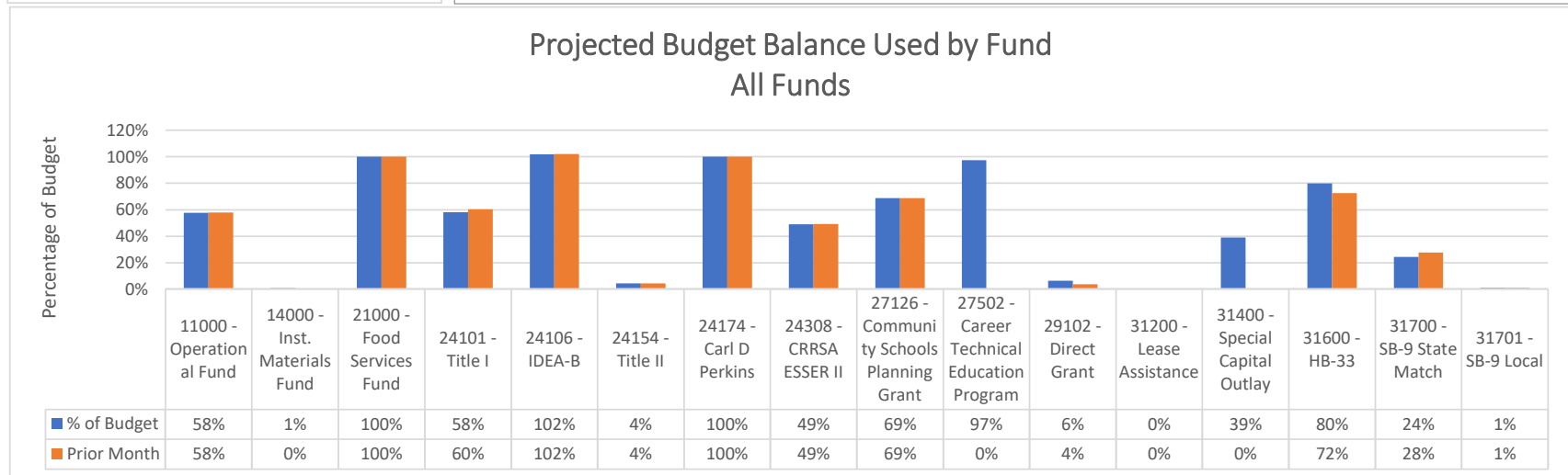
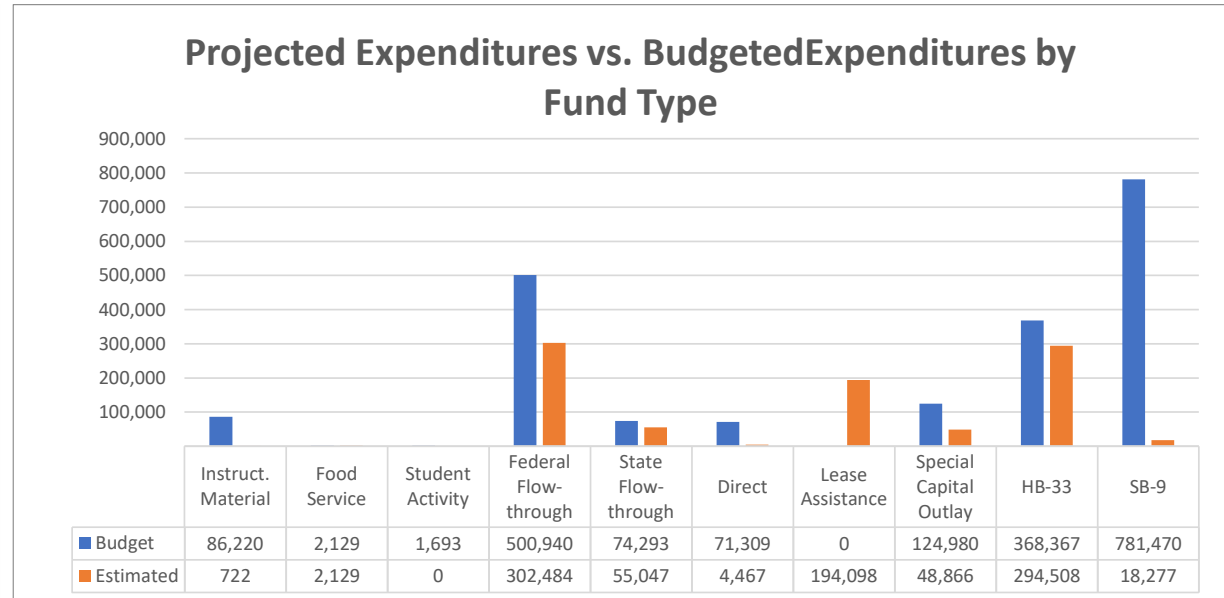
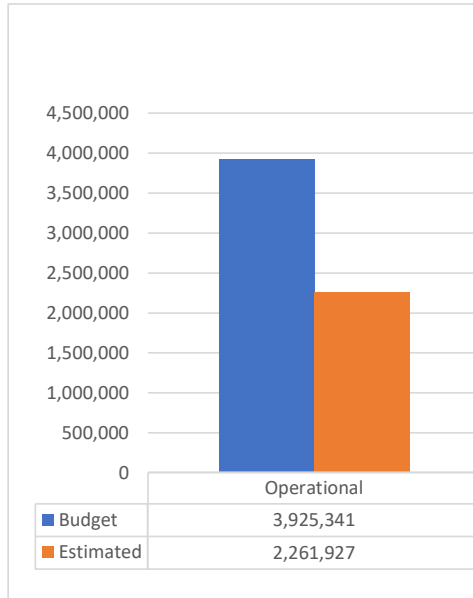
10/20/2021	19834	CenturyLink (Telephone)	Telephone Services	Accounts Payable	\$162.15
10/05/2021	19819	David Gonzales	Industry Professional Contract Services	Accounts Payable	\$560.00
10/20/2021	19835	EASi	Contract Services	Accounts Payable	\$1,597.90
10/01/2021	19809	Elliott-Kramer, Bridget	Classroom Supplies	Accounts Payable	\$50.00
10/01/2021	19810	Garcia's Kitchten	Breakfast for student testing sessions	Accounts Payable	\$940.00
10/01/2021	19810	Garcia's Kitchten	Breakfast for student testing sessions	Accounts Payable	\$940.00
10/20/2021	19836	Garcia's Kitchten	Student Celebration Food	Accounts Payable	\$680.00
10/05/2021	19820	InAccord, P.C.	Services: September 2021	Accounts Payable	\$3,236.25
10/01/2021	19811	Jackson Compaction LLC	Dumpster for debris, trash removal	Accounts Payable	\$400.00
10/20/2021	19837	Jesuit Volunteer Program Office	August Services	Accounts Payable	\$3,060.00
10/20/2021	19837	Jesuit Volunteer Program Office	September Services	Accounts Payable	\$3,060.00
10/05/2021	19821	LAMAR Advertising Company	Student Recruitment	Accounts Payable	\$200.00
10/20/2021	19838	LogMEIn Communications Inc./Jive	Telephone Line Service	Accounts Payable	\$291.68
10/20/2021	19839	Lowe's	Project/Classroom Supplies	Accounts Payable	\$18.74
10/20/2021	19839	Lowe's	Project/Classroom Supplies	Accounts Payable	\$281.13
10/20/2021	19839	Lowe's	Project/Classroom Supplies	Accounts Payable	\$186.04
10/20/2021	19839	Lowe's	Project/Classroom Supplies	Accounts Payable	\$78.32
10/20/2021	19839	Lowe's	Project/Classroom Supplies	Accounts Payable	\$182.80
10/20/2021	19839	Lowe's	Project/Classroom Supplies	Accounts Payable	\$54.05
10/20/2021	19839	Lowe's	Project/Classroom Supplies	Accounts Payable	\$114.63
10/20/2021	19839	Lowe's	Project/Classroom Supplies	Accounts Payable	\$74.54
10/20/2021	19839	Lowe's	BUILDING SUPPLIES/MAINTENANCE	Accounts Payable	\$471.16
10/20/2021	19839	Lowe's	BUILDING SUPPLIES/MAINTENANCE	Accounts Payable	\$167.55
10/20/2021	19840	LSG and Associates Inc.	Speech and Language Services	Accounts Payable	\$2,780.00
10/20/2021	19840	LSG and Associates Inc.	Occupational Therapy Services	Accounts Payable	\$375.00
10/20/2021	19841	Margaret Osterfoss	SERVICES - SEPTEMBER 2021	Accounts Payable	\$1,907.50
10/20/2021	19842	McComas Sales Company, Inc.	Kitchen Equipment	Accounts Payable	\$3,436.46
10/05/2021	19822	Miguel Gonzales	MILEAGE REIMBURSEMENT: 09/15/2021 - \$20.24 09/21/2021 - \$24.38	Accounts Payable	\$44.62
10/05/2021	19823	Moss Adams LLP	Audit Services	Accounts Payable	\$8,630.00
10/05/2021	19824	New Mexico Biopark Society Inc.	Classroom Education	Accounts Payable	\$50.00
10/04/2021		NM Bank & Trust	P-Card Statement: September 2021	Accounts Payable	\$51.64
10/20/2021	19843	NM Gas Company	Utility - Gas	Accounts Payable	\$73.40
10/05/2021	19825	Nube Group-Dry Fly Enterprises, Inc.	Copier overage charges	Accounts Payable	\$895.68
10/05/2021	19826	NWEA	Student Assessment Testing	Accounts Payable	\$3,750.00
10/05/2021	19827	Patille Bingham	MILEAGE REIMBURSEMENT: 09/15/2021 - \$7.82	Accounts Payable	\$7.82
10/01/2021	19812	Paul Zamora	Services: September 2021	Accounts Payable	\$1,500.00
10/05/2021	19828	Peter De Fries Corp dba Dions's	Lunch for Grad Profile Focus Group	Accounts Payable	\$77.00
10/20/2021	19844	Peter De Fries Corp dba Dions's	Lunch for Grad Profile Focus Group	Accounts Payable	\$62.70
10/20/2021	19844	Peter De Fries Corp dba Dions's	Lunch for Grad Profile Focus Group	Accounts Payable	\$78.30
10/20/2021	19845	RAKS Building Supply	Instructional Materials Projects/Classroom	Accounts Payable	\$948.36
10/01/2021	19813	Romero, Mindy	Social Worker student supplies	Accounts Payable	\$17.97
10/20/2021	19846	Safety Flare Inc.	Annual Fire Inspections	Accounts Payable	\$546.49

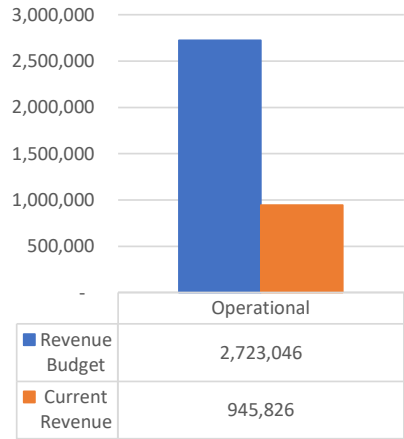
10/20/2021	19847	Sean Michael Ottmer	Structured literacy, MLSS, Micro Credential Process, PD, Research and program planning and collaboration	Accounts Payable	\$771.31
10/05/2021	19829	Search Institute	Student Surveying	Accounts Payable	\$900.00
10/01/2021	19814	Shamrock Discount Janitor Supply	JANITORIAL SUPPLIES	Accounts Payable	\$53.55
10/20/2021	19848	Shamrock Discount Janitor Supply	JANITORIAL SUPPLIES	Accounts Payable	\$727.46
10/05/2021	19830	Staples	Supplies - classroom	Accounts Payable	\$79.04
10/20/2021	19849	Staples	Supplies	Accounts Payable	\$104.66
10/05/2021	19831	Stericycle	Medical Waste Removal	Accounts Payable	\$138.53
10/01/2021	19815	T-Mobile	Service: 08/21/21 - 09/20/2021	Accounts Payable	\$740.00
10/01/2021	19816	Totally Promotional	Student Water Bottles	Accounts Payable	\$302.40
10/20/2021	19850	Unite Private Networks, LLC	Internet Service	Accounts Payable	\$882.61
<b>Sub Total</b>					<b>\$104,583.68</b>

# ACE Leadership High School

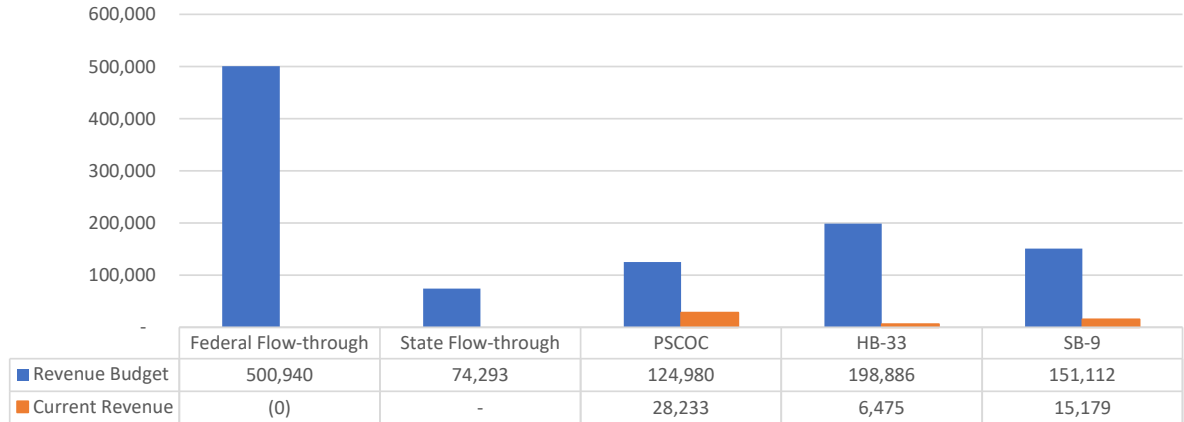
## Expenditure Analytical Review

October 31, 2021

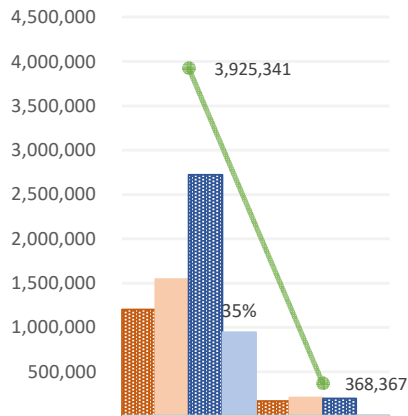




### Current Year Revenue vs. Budgeted Revenue

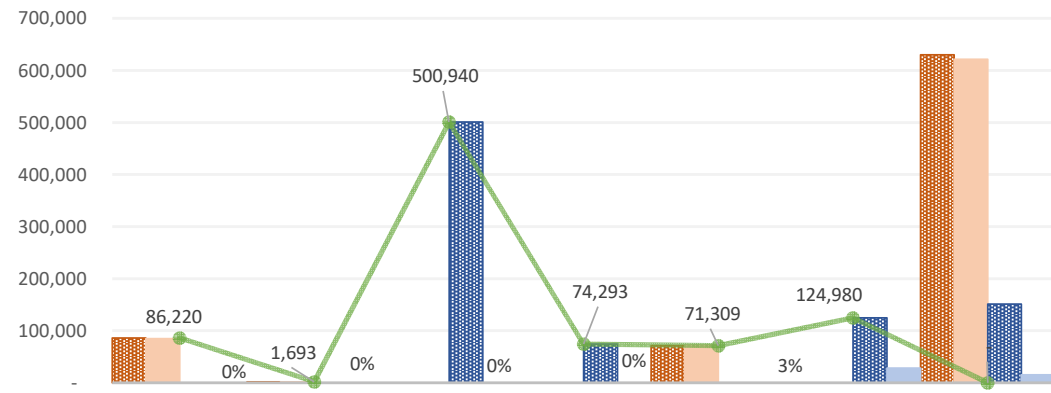


### (Operational Fund & HB-33 Only)



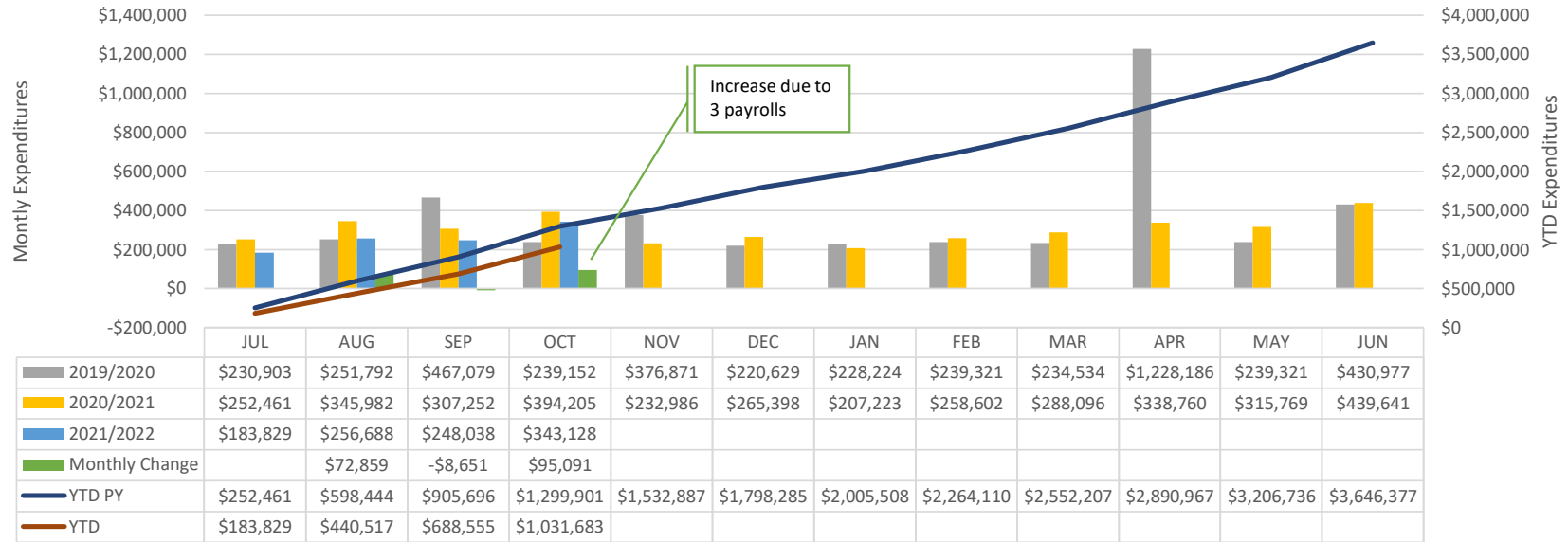
	Operational	HB-33
FB Budget	1,202,295	169,481
FB	1,545,940	208,896
Revenue Budget	2,723,046	198,886
YTD Revenue	945,826	6,475
Total Budget	3,925,341	368,367

### Current Year Revenue vs. Budgeted Revenue & Beg Fund Balance vs. Budgeted Fund Balance

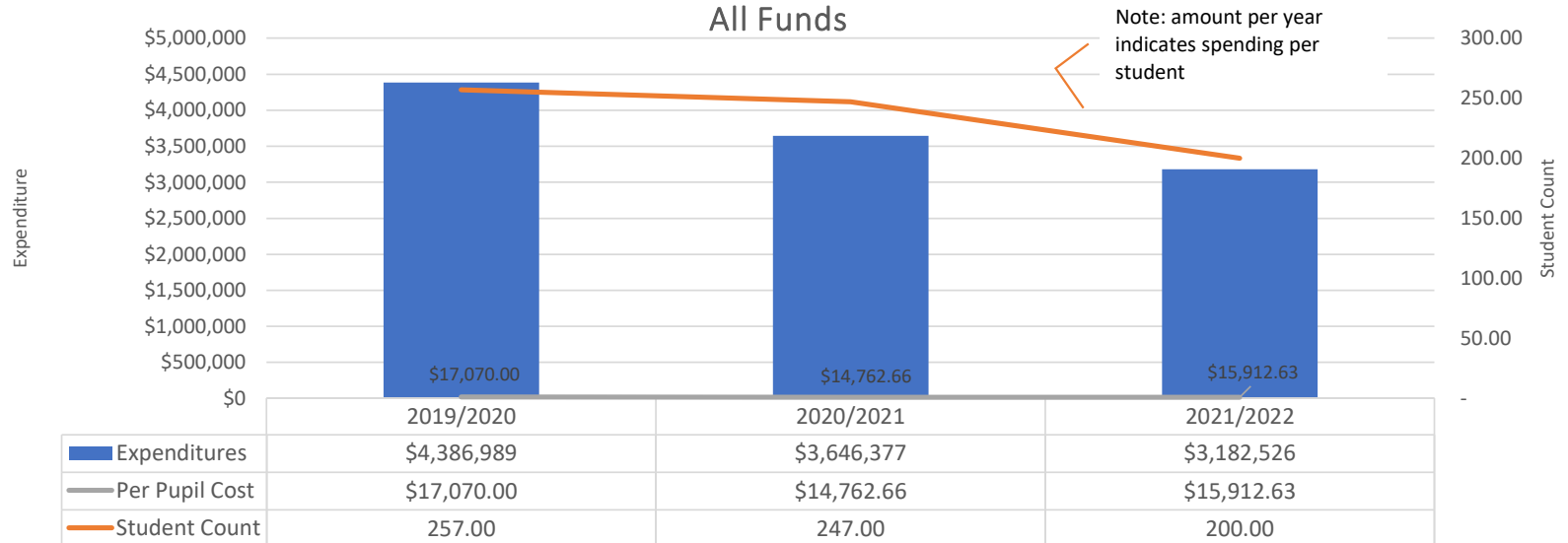


	Instruct. Material	Student Activity	Federal Flow-through	State Flow-through	Local/State Grants	PSCOC	SB-9
FB Budget	86,220	1,693	-	-	71,309	-	630,358
FB	84,667	1,693	-	-	72,610	-	621,670
Revenue Budget	-	-	500,940	74,293	-	124,980	151,112
Current Revenue	-	-	(0)	-	-	28,233	15,179
Total Budget	86,220	1,693	500,940	74,293	71,309	124,980	-

### Yearly Expenditure Comparison by Month - All Funds

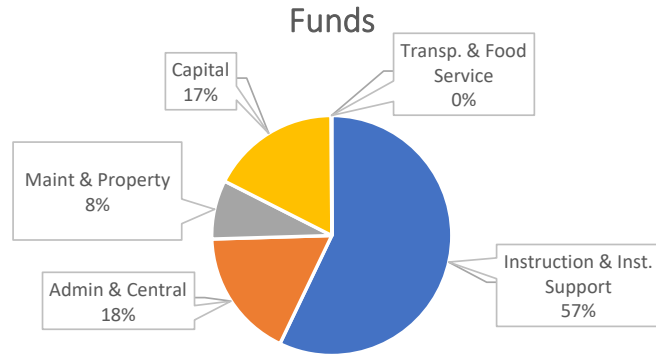


### Spending Per Student All Funds

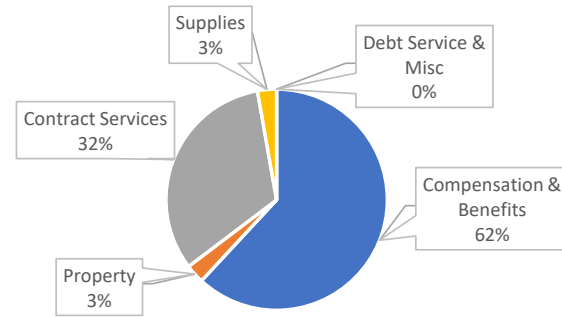




### Estimated Expenditures by Function - All Funds



### Estimated Expenditures by Object - All Funds



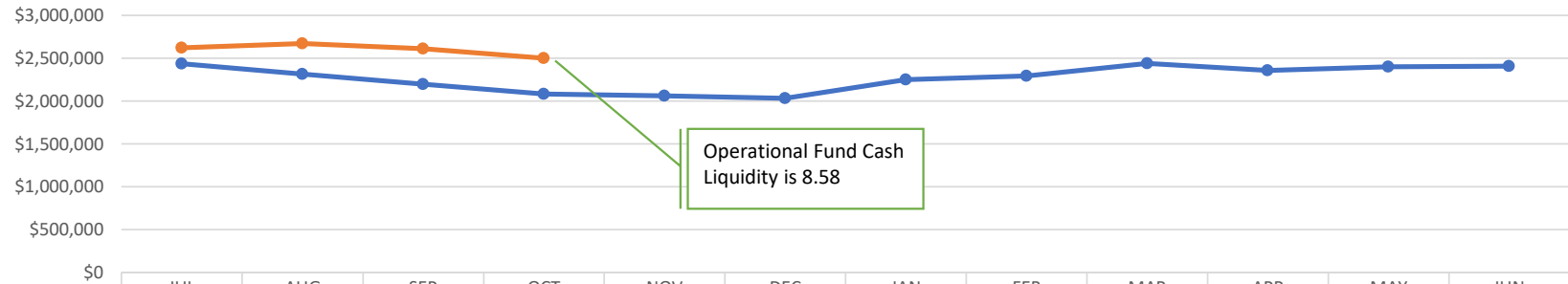
### Object Code Change in Percentage by Month (All Funds - Exp & Encumbrance)



### Function Code Change in Percentage by Month (All Funds - Exp & Encumbrance)

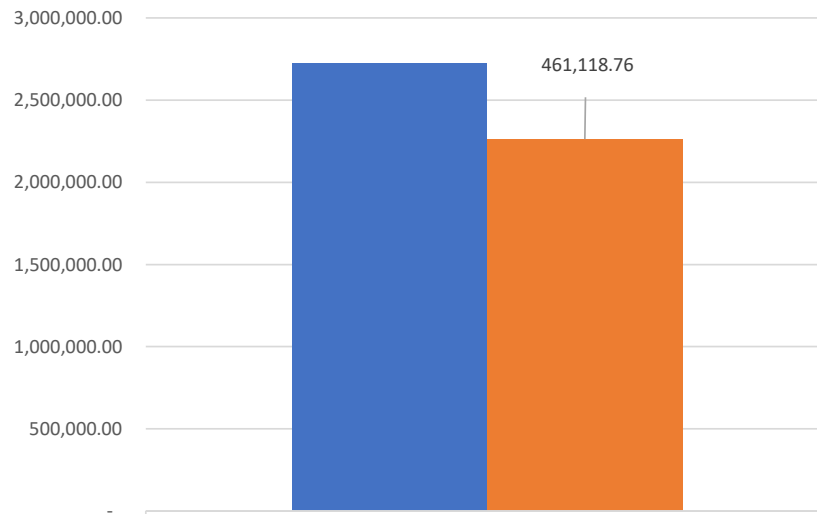


### Monthly Cash Balance All Funds



	JUL	AUG	SEP	OCT	NOV	DEC	JAN	FEB	MAR	APR	MAY	JUN
● FY2020	\$2,437,643	\$2,315,912	\$2,197,556	\$2,083,917	\$2,060,343	\$2,031,921	\$2,251,210	\$2,293,953	\$2,440,073	\$2,359,060	\$2,401,052	\$2,407,015
● FY2021	\$2,624,243	\$2,671,850	\$2,612,378	\$2,501,707								

### Operational Budget (less Carryover) vs. Estimated Expenditures



	11000 - Operational Fund
■ Current Revenue	2,723,046.00
■ Estimated	2,261,927.24

# ACE Leadership High School

## Balance Sheet Report

Cycle: FY21-22; Fund Class: [All]; Fund Columns: [All Non-Zero Funds]; Account Expression: [All]; Balance Date: 10/31/2021; Detail: No; Created On: 11/7/2021 1:08:05 AM

Description	11000	14000	21000	23001	23002	23003
11012 - Cash	\$1,759,190.03	\$84,375.41	\$0.02	\$66.67	\$500.00	\$1,126.05
13041 - Other Accounts Receivable	\$330.58	\$0.00	\$0.00	\$0.00	\$0.00	\$0.00
<b>Subtotal of Account Type: Asset</b>	<b>\$1,759,520.61</b>	<b>\$84,375.41</b>	<b>\$0.02</b>	<b>\$66.67</b>	<b>\$500.00</b>	<b>\$1,126.05</b>
<b>Subtotal of Account Group: Assets</b>	<b>\$1,759,520.61</b>	<b>\$84,375.41</b>	<b>\$0.02</b>	<b>\$66.67</b>	<b>\$500.00</b>	<b>\$1,126.05</b>
21011 - Accounts Payable	\$0.00	\$0.00	\$0.00	\$0.00	\$0.00	\$0.00
23011 - Accrued Salaries and Benefits	\$0.00	\$0.00	\$0.00	\$0.00	\$0.00	\$0.00
23138 - Disability	\$195.67	\$0.00	\$0.00	\$0.00	\$0.00	\$0.00
23147 - Voluntary Deductions	\$312.04	\$0.00	\$0.00	\$0.00	\$0.00	\$0.00
23148 - Direct Deposit	\$0.00	\$0.00	\$0.00	\$0.00	\$0.00	\$0.00
23225 - Health Insurance	\$19,080.84	\$0.00	\$0.00	\$0.00	\$0.00	\$0.00
23226 - Unemployment Insurance	\$39.73	\$0.00	\$0.00	\$0.00	\$0.00	\$0.00
23245 - Retiree Health Care	\$4,477.66	\$0.00	\$0.00	\$0.00	\$0.00	\$0.00
<b>Subtotal of Account Type: Liability</b>	<b>\$24,105.94</b>	<b>\$0.00</b>	<b>\$0.00</b>	<b>\$0.00</b>	<b>\$0.00</b>	<b>\$0.00</b>
32200 - Designated Fund Balance	\$0.00	\$0.00	\$0.00	\$345.00	\$0.00	\$0.00
32300 - Unreserved Fund Balance	\$1,545,939.66	\$84,667.41	\$2,129.02	(\$278.33)	\$500.00	\$1,126.05
Net Increase/Decrease	\$189,475.01	(\$292.00)	(\$2,129.00)	\$0.00	\$0.00	\$0.00
<b>Subtotal of Account Type: Fund Balance/Retained Earnings</b>	<b>\$1,735,414.67</b>	<b>\$84,375.41</b>	<b>\$0.02</b>	<b>\$66.67</b>	<b>\$500.00</b>	<b>\$1,126.05</b>
<b>Subtotal of Account Group: Liabilities/Fund Balance</b>	<b>\$1,759,520.61</b>	<b>\$84,375.41</b>	<b>\$0.02</b>	<b>\$66.67</b>	<b>\$500.00</b>	<b>\$1,126.05</b>

# ACE Leadership High School

## Balance Sheet Report

Cycle: FY21-22; Fund Class: [All]; Fund Columns: [All Non-Zero Funds]; Account Expression: [All]; Balance Date: 10/31/2021; Detail: No; Created On: 11/7/2021 1:08:05 AM

Description	24101	24106	24190	24301	24305	24306	24307	24308
11012 - Cash	(\$19,291.63)	(\$23,361.81)	\$0.00	\$0.00	\$0.00	\$0.00	\$0.00	(\$53,152.89)
13041 - Other Accounts Receivable	\$0.00	\$0.00	\$0.00	\$0.00	\$0.00	\$0.00	\$0.00	\$0.00
<b>Subtotal of Account Type: Asset</b>	<b>(\$19,291.63)</b>	<b>(\$23,361.81)</b>	<b>\$0.00</b>	<b>\$0.00</b>	<b>\$0.00</b>	<b>\$0.00</b>	<b>\$0.00</b>	<b>(\$53,152.89)</b>
<b>Subtotal of Account Group: Assets</b>	<b>(\$19,291.63)</b>	<b>(\$23,361.81)</b>	<b>\$0.00</b>	<b>\$0.00</b>	<b>\$0.00</b>	<b>\$0.00</b>	<b>\$0.00</b>	<b>(\$53,152.89)</b>
21011 - Accounts Payable	\$0.00	\$0.00	\$0.00	\$0.00	\$0.00	\$0.00	\$0.00	\$0.00
23011 - Accrued Salaries and Benefits	\$1,567.47	\$0.00	\$0.00	\$0.00	\$0.00	\$0.00	\$0.00	\$0.00
23138 - Disability	\$7.67	\$15.34	\$0.00	\$0.00	\$0.00	\$0.00	\$0.00	\$13.30
23147 - Voluntary Deductions	\$5.88	\$2.94	\$0.00	\$0.00	\$0.00	\$0.00	\$0.00	\$0.00
23148 - Direct Deposit	(\$1,567.47)	\$0.00	\$0.00	\$0.00	\$0.00	\$0.00	\$0.00	\$0.00
23225 - Health Insurance	\$696.78	\$845.54	\$0.00	\$0.00	\$0.00	\$0.00	\$0.00	\$1,442.66
23226 - Unemployment Insurance	\$0.00	\$0.00	\$0.00	\$0.00	\$0.00	\$0.00	\$0.00	\$5.57
23245 - Retiree Health Care	\$204.44	\$192.33	\$0.00	\$0.00	\$0.00	\$0.00	\$0.00	\$324.99
<b>Subtotal of Account Type: Liability</b>	<b>\$914.77</b>	<b>\$1,056.15</b>	<b>\$0.00</b>	<b>\$0.00</b>	<b>\$0.00</b>	<b>\$0.00</b>	<b>\$0.00</b>	<b>\$1,786.52</b>
32200 - Designated Fund Balance	\$0.00	\$0.00	\$0.00	\$0.00	\$0.00	\$0.00	\$0.00	\$0.00
32300 - Unreserved Fund Balance	(\$31,800.97)	(\$47,720.62)	(\$20,837.72)	(\$1,450.00)	(\$5,093.57)	\$5,582.00	(\$6,671.00)	\$0.00
Net Increase/Decrease	\$11,594.57	\$23,302.66	\$20,837.72	\$1,450.00	\$5,093.57	(\$5,582.00)	\$6,671.00	(\$54,939.41)
<b>Subtotal of Account Type: Fund Balance/Retained Earnings</b>	<b>(\$20,206.40)</b>	<b>(\$24,417.96)</b>	<b>\$0.00</b>	<b>\$0.00</b>	<b>\$0.00</b>	<b>\$0.00</b>	<b>\$0.00</b>	<b>(\$54,939.41)</b>
<b>Subtotal of Account Group: Liabilities/Fund Balance</b>	<b>(\$19,291.63)</b>	<b>(\$23,361.81)</b>	<b>\$0.00</b>	<b>\$0.00</b>	<b>\$0.00</b>	<b>\$0.00</b>	<b>\$0.00</b>	<b>(\$53,152.89)</b>

# ACE Leadership High School

## Balance Sheet Report

Cycle: FY21-22; Fund Class: [All]; Fund Columns: [All Non-Zero Funds]; Account Expression: [All]; Balance Date: 10/31/2021; Detail: No; Created On: 11/7/2021

Description	27109	27126	27502	29102	29114
11012 - Cash	\$0.18	(\$4,115.48)	(\$1,916.57)	\$69,027.06	\$1,106.15
13041 - Other Accounts Receivable	\$0.00	\$0.00	\$0.00	\$0.00	\$0.00
<b>Subtotal of Account Type: Asset</b>	<b>\$0.18</b>	<b>(\$4,115.48)</b>	<b>(\$1,916.57)</b>	<b>\$69,027.06</b>	<b>\$1,106.15</b>
<b>Subtotal of Account Group: Assets</b>	<b>\$0.18</b>	<b>(\$4,115.48)</b>	<b>(\$1,916.57)</b>	<b>\$69,027.06</b>	<b>\$1,106.15</b>
21011 - Accounts Payable	\$0.00	\$0.00	\$0.00	\$641.00	\$0.00
23011 - Accrued Salaries and Benefits	\$0.00	\$0.00	\$0.00	\$0.00	\$0.00
23138 - Disability	\$0.00	\$0.00	\$0.00	\$0.00	\$0.00
23147 - Voluntary Deductions	\$0.00	\$0.00	\$0.00	\$0.00	\$0.00
23148 - Direct Deposit	\$0.00	\$0.00	\$0.00	\$0.00	\$0.00
23225 - Health Insurance	\$0.00	\$2.63	\$0.00	\$0.00	\$0.00
23226 - Unemployment Insurance	\$0.00	\$2.80	\$2.59	\$0.00	\$0.00
23245 - Retiree Health Care	\$0.00	\$76.18	\$47.14	\$0.00	\$0.00
<b>Subtotal of Account Type: Liability</b>	<b>\$0.00</b>	<b>\$81.61</b>	<b>\$49.73</b>	<b>\$641.00</b>	<b>\$0.00</b>
32200 - Designated Fund Balance	\$0.00	\$0.00	\$0.00	\$0.00	\$0.00
32300 - Unreserved Fund Balance	\$0.18	\$0.00	(\$28,133.95)	\$71,504.34	\$1,106.15
Net Increase/Decrease	\$0.00	(\$4,197.09)	\$26,167.65	(\$3,118.28)	\$0.00
<b>Subtotal of Account Type: Fund Balance/Retained Earnings</b>	<b>\$0.18</b>	<b>(\$4,197.09)</b>	<b>(\$1,966.30)</b>	<b>\$68,386.06</b>	<b>\$1,106.15</b>
<b>Subtotal of Account Group: Liabilities/Fund Balance</b>	<b>\$0.18</b>	<b>(\$4,115.48)</b>	<b>(\$1,916.57)</b>	<b>\$69,027.06</b>	<b>\$1,106.15</b>

# ACE Leadership High School

## Balance Sheet Report

Cycle: FY21-22; Fund Class: [All]; Fund Columns: [All Non-Zero Funds]; Account Expression: [All]; Balance Date: 10/31/2021; Detail: No; Created On: 11/7/2021 1:08:05 AM

Description	31400	31600	31700	31701	31703	Total
11012 - Cash	\$0.00	\$61,866.94	(\$10,529.52)	\$629,585.38	\$7,231.00	\$2,501,706.99
13041 - Other Accounts Receivable	\$0.00	\$0.00	\$0.00	\$0.00	\$0.00	\$330.58
<b>Subtotal of Account Type: Asset</b>	<b>\$0.00</b>	<b>\$61,866.94</b>	<b>(\$10,529.52)</b>	<b>\$629,585.38</b>	<b>\$7,231.00</b>	<b>\$2,502,037.57</b>
<b>Subtotal of Account Group: Assets</b>	<b>\$0.00</b>	<b>\$61,866.94</b>	<b>(\$10,529.52)</b>	<b>\$629,585.38</b>	<b>\$7,231.00</b>	<b>\$2,502,037.57</b>
21011 - Accounts Payable	\$0.00	\$0.00	\$0.00	\$0.00	\$0.00	\$641.00
23011 - Accrued Salaries and Benefits	\$0.00	\$0.00	\$0.00	\$0.00	\$0.00	\$1,567.47
23138 - Disability	\$0.00	\$0.00	\$0.00	\$0.00	\$0.00	\$231.98
23147 - Voluntary Deductions	\$0.00	\$0.00	\$0.00	\$0.00	\$0.00	\$320.86
23148 - Direct Deposit	\$0.00	\$0.00	\$0.00	\$0.00	\$0.00	(\$1,567.47)
23225 - Health Insurance	\$0.00	\$0.00	\$0.00	\$0.00	\$0.00	\$22,068.45
23226 - Unemployment Insurance	\$0.00	\$0.00	\$0.00	\$0.00	\$0.00	\$50.69
23245 - Retiree Health Care	\$0.00	\$0.00	\$0.00	\$0.00	\$0.00	\$5,322.74
<b>Subtotal of Account Type: Liability</b>	<b>\$0.00</b>	<b>\$0.00</b>	<b>\$0.00</b>	<b>\$0.00</b>	<b>\$0.00</b>	<b>\$28,635.72</b>
32200 - Designated Fund Balance	\$0.00	\$0.00	\$0.00	\$0.00	\$0.00	\$345.00
32300 - Unreserved Fund Balance	(\$28,233.30)	\$208,896.36	(\$11,928.19)	\$626,367.36	\$7,231.00	\$2,372,901.88
Net Increase/Decrease	\$28,233.30	(\$147,029.42)	\$1,398.67	\$3,218.02	\$0.00	\$100,154.97
<b>Subtotal of Account Type: Fund Balance/Retained Earnings</b>	<b>\$0.00</b>	<b>\$61,866.94</b>	<b>(\$10,529.52)</b>	<b>\$629,585.38</b>	<b>\$7,231.00</b>	<b>\$2,473,401.85</b>
<b>Subtotal of Account Group: Liabilities/Fund Balance</b>	<b>\$0.00</b>	<b>\$61,866.94</b>	<b>(\$10,529.52)</b>	<b>\$629,585.38</b>	<b>\$7,231.00</b>	<b>\$2,502,037.57</b>

# ACE Leadership High School

## Statement of Revenues and Expenditures and Change in Fund Balance

Cycle: FY21-22; Fund Class: [All]; Fund Columns: [All Non-Zero Funds]; Account Expression: ((Fund) >= "11000") ; Include Element Value: Yes; Revenue Element: Function; Expenditure Element: Function; Begin Date: 10/01/2021; End Date: 10/31/2021

Description	11000 - Operational	14000 - Instructional Materials	21000 - Food Services	24101 - Title I - IASA Entitlement IDEA-B	24106 - Entitlement IDEA-B	24308 - CRSSA, ESSER II
0000 - Revenue/Balance Sheet	\$226,920.52	\$0.00	\$0.00	\$0.00	\$0.00	\$0.00
<b>Total Revenue</b>	\$226,920.52	\$0.00	\$0.00	\$0.00	\$0.00	\$0.00
1000 - Instruction	\$102,380.57	\$292.00	\$0.00	\$0.00	\$8,498.66	\$8,306.16
2100 - Support Services-Students	\$75,362.68	\$0.00	\$0.00	\$9,249.85	\$4,377.90	\$9,293.46
2300 - Support Services-General Administration	\$27,756.55	\$0.00	\$0.00	\$0.00	\$0.00	\$0.00
2400 - Support Services-School Administration	\$16,401.37	\$0.00	\$0.00	\$0.00	\$0.00	\$0.00
2500 - Central Services	\$18,399.26	\$0.00	\$0.00	\$0.00	\$0.00	\$0.00
2600 - Operation & Maintenance of Plant	\$14,388.62	\$0.00	\$0.00	\$0.00	\$0.00	\$0.00
3100 - Food Services Operations	\$0.00	\$0.00	\$2,129.00	\$0.00	\$0.00	\$0.00
4000 - Capital Outlay	\$0.00	\$0.00	\$0.00	\$0.00	\$0.00	\$0.00
<b>Total Expenditure</b>	\$254,689.05	\$292.00	\$2,129.00	\$9,249.85	\$12,876.56	\$17,599.62
<b>Total Other Financing Sources (Uses)</b>	\$0.00	\$0.00	\$0.00	\$0.00	\$0.00	\$0.00
<b>Excess (deficiency) of revenues and other financing sources over expenditures and other financing uses</b>	(\$27,768.53)	(\$292.00)	(\$2,129.00)	(\$9,249.85)	(\$12,876.56)	(\$17,599.62)
Fund Balance, Beginning of year	\$1,545,939.66	\$84,667.41	\$2,129.02	(\$31,800.97)	(\$47,720.62)	\$0.00
<b>Fund Balance, End of year</b>	<b>\$1,518,171.13</b>	<b>\$84,375.41</b>	<b>\$0.02</b>	<b>(\$41,050.82)</b>	<b>(\$60,597.18)</b>	<b>(\$17,599.62)</b>

# ACE Leadership High School

## Statement of Revenues and Expenditures and Change in Fund Balance

Cycle: FY21-22; Fund Class: [All]; Fund Columns: [All Non-Zero Funds]; Account Expression: ([Fund] >= "11000") ; Include Element Value: Yes; Revenue Element: Function; Expenditure Element: Function; Begin Date: 10/01/2021; End Date: 10/31/2021

Description	27126 - Vacant	27502 - Student Advisement Plan	29102 - Private Dir Grants (Categ	31600 - Capital Improvements HB-3	31701 - Capital Improvements SB-9	Total
0000 - Revenue/Balance Sheet	\$0.00	\$0.00	\$0.00	\$542.96	\$268.95	\$227,732.43
<b>Total Revenue</b>	\$0.00	\$0.00	\$0.00	\$542.96	\$268.95	\$227,732.43
1000 - Instruction	\$0.00	\$0.00	\$2,778.00	\$0.00	\$0.00	\$122,255.39
2100 - Support Services-Students	\$3,180.19	\$1,966.30	\$0.00	\$0.00	\$0.00	\$103,430.38
2300 - Support Services-General Administration	\$0.00	\$0.00	\$0.00	\$5.43	\$2.66	\$27,764.64
2400 - Support Services-School Administration	\$0.00	\$0.00	\$0.00	\$0.00	\$0.00	\$16,401.37
2500 - Central Services	\$0.00	\$0.00	\$0.00	\$0.00	\$0.00	\$18,399.26
2600 - Operation & Maintenance of Plant	\$0.00	\$0.00	\$0.00	\$0.00	\$0.00	\$14,388.62
3100 - Food Services Operations	\$0.00	\$0.00	\$0.00	\$0.00	\$0.00	\$2,129.00
4000 - Capital Outlay	\$0.00	\$0.00	\$0.00	\$38,359.81	\$0.00	\$38,359.81
<b>Total Expenditure</b>	\$3,180.19	\$1,966.30	\$2,778.00	\$38,365.24	\$2.66	\$343,128.47
<b>Total Other Financing Sources (Uses)</b>	\$0.00	\$0.00	\$0.00	\$0.00	\$0.00	\$0.00
<b>Excess (deficiency) of revenues and other financing sources over expenditures and other financing uses</b>	(\$3,180.19)	(\$1,966.30)	(\$2,778.00)	(\$37,822.28)	\$266.29	(\$115,396.04)
Fund Balance, Beginning of year	\$0.00	(\$28,133.95)	\$71,504.34	\$208,896.36	\$626,367.36	\$2,431,848.61
<b>Fund Balance, End of year</b>	<b>(\$3,180.19)</b>	<b>(\$30,100.25)</b>	<b>\$68,726.34</b>	<b>\$171,074.08</b>	<b>\$626,633.65</b>	<b>\$2,316,452.57</b>



# ACE Leadership High School

## Account Balance Report

Cycle: FY21-22; Begin Date: 07/01/2021; End Date: 10/31/2021; Primary Sort Element: Fund; Secondary Sort Element: Function; Account Expression: [All]; Created On: 11/7/2021 1:09:12 AM

Primary Sort Element		Secondary Sort Element						
11000		Function:0000 - Revenue/Balance Sheet						
Account Code	Description	Adopted Budget	Current Budget	Actuals	YTD Actuals	Encumbrance	Projected	YTD Available
11000-0000-11012-0000-001749-0000-00000-00000	Cash	\$0.00	\$0.00	\$1,759,190.03	\$1,759,190.03	\$0.00	\$1,759,190.03	(\$1,759,190.03)
11000-0000-13041-0000-001749-0000-00000-00000	Other Accounts Receivable	\$0.00	\$0.00	\$330.58	\$330.58	\$0.00	\$330.58	(\$330.58)
11000-0000-21011-0000-001749-0000-00000-00000	Accounts Payable	\$0.00	\$0.00	\$0.00	\$0.00	\$0.00	\$0.00	\$0.00
11000-0000-23011-0000-001749-0000-00000-00000	Accrued Salaries and Benefits	\$0.00	\$0.00	\$0.00	\$0.00	\$0.00	\$0.00	\$0.00
11000-0000-23138-0000-001749-0000-00000-00000	Disability	\$0.00	\$0.00	(\$195.67)	(\$195.67)	\$0.00	(\$195.67)	\$195.67
11000-0000-23141-0000-001749-0000-00000-00000	Federal Income Tax	\$0.00	\$0.00	\$0.00	\$0.00	\$0.00	\$0.00	\$0.00
11000-0000-23142-0000-001749-0000-00000-00000	State Income Tax	\$0.00	\$0.00	\$0.00	\$0.00	\$0.00	\$0.00	\$0.00
11000-0000-23143-0000-001749-0000-00000-00000	FICA	\$0.00	\$0.00	\$0.00	\$0.00	\$0.00	\$0.00	\$0.00
11000-0000-23144-0000-001749-0000-00000-00000	Medicare (Employee)	\$0.00	\$0.00	\$0.00	\$0.00	\$0.00	\$0.00	\$0.00
11000-0000-23147-0000-001749-0000-00000-00000	Voluntary Deductions	\$0.00	\$0.00	(\$312.04)	(\$312.04)	\$0.00	(\$312.04)	\$312.04
11000-0000-23148-0000-001749-0000-00000-00000	Direct Deposit	\$0.00	\$0.00	\$0.00	\$0.00	\$0.00	\$0.00	\$0.00
11000-0000-23154-0000-001749-0000-00000-00000	Medicare (Employer)	\$0.00	\$0.00	\$0.00	\$0.00	\$0.00	\$0.00	\$0.00
11000-0000-23224-0000-001749-0000-00000-00000	Education Retirement	\$0.00	\$0.00	\$0.00	\$0.00	\$0.00	\$0.00	\$0.00
11000-0000-23225-0000-001749-0000-00000-00000	Health Insurance	\$0.00	\$0.00	(\$19,080.84)	(\$19,080.84)	\$0.00	(\$19,080.84)	\$19,080.84
11000-0000-23226-0000-001749-0000-00000-00000	Unemployment Insurance	\$0.00	\$0.00	(\$39.73)	(\$39.73)	\$0.00	(\$39.73)	\$39.73
11000-0000-23227-0000-001749-0000-00000-00000	Workers Comensation	\$0.00	\$0.00	\$0.00	\$0.00	\$0.00	\$0.00	\$0.00
11000-0000-23245-0000-001749-0000-00000-00000	Retiree Health Care	\$0.00	\$0.00	(\$4,477.66)	(\$4,477.66)	\$0.00	(\$4,477.66)	\$4,477.66
11000-0000-32013-0000-001749-0000-00000-00000	Reserve for Encumbrances	\$0.00	\$0.00	\$0.00	\$0.00	(\$1,505,576.33)	(\$1,505,576.33)	\$1,505,576.33
11000-0000-32300-0000-001749-0000-00000-00000	Unreserved Fund Balance	(\$1,202,295.00)	(\$1,202,295.00)	(\$1,545,939.66)	(\$1,545,939.66)	\$0.00	(\$1,545,939.66)	\$343,644.66
11000-0000-41980-0000-001749-0000-00000-00000	Refund of Prior Year Expenditures	\$0.00	\$0.00	(\$4,296.00)	(\$4,296.00)	\$0.00	(\$4,296.00)	\$4,296.00
11000-0000-43101-0000-001749-0000-00000-00000	State Equalization Guarantee	(\$2,723,046.00)	(\$2,723,046.00)	(\$907,682.08)	(\$907,682.08)	\$0.00	(\$907,682.08)	(\$1,815,363.92)
11000-0000-43215-0000-001749-0000-00000-00000	Inter-Governmental Contract Revenue	\$0.00	\$0.00	(\$33,847.84)	(\$33,847.84)	\$0.00	(\$33,847.84)	\$33,847.84
<b>Sub Total</b>		<b>(\$3,925,341.00)</b>	<b>(\$3,925,341.00)</b>	<b>(\$756,350.91)</b>	<b>(\$756,350.91)</b>	<b>(\$1,505,576.33)</b>	<b>(\$2,261,927.24)</b>	<b>(\$1,663,413.76)</b>
Primary Sort Element		Secondary Sort Element						
11000		Function:1000 - Instruction						
Account Code	Description	Adopted Budget	Current Budget	Actuals	YTD Actuals	Encumbrance	Projected	YTD Available
11000-1000-51100-0000-001749-0000-00000-00000	Instruction-Salaries Expense	\$0.00	\$0.00	\$0.00	\$0.00	\$0.00	\$0.00	\$0.00
11000-1000-51100-1010-001749-1211-00000-00000	Instruction-Salaries Expense	\$0.00	\$0.00	\$0.00	\$0.00	\$0.00	\$0.00	\$0.00
11000-1000-51100-1010-001749-1411-00000-00000	Instruction-Salaries Expense	\$525,148.00	\$525,148.00	\$112,619.36	\$112,619.36	\$315,281.93	\$427,901.29	\$97,246.71
11000-1000-51100-1010-001749-1711-00000-00000	Instruction-Salaries Expense	\$32,136.00	\$32,136.00	\$6,730.78	\$6,730.78	\$18,269.22	\$25,000.00	\$7,136.00
11000-1000-51100-2000-001749-1412-00000-00000	Instruction-Salaries Expense	\$132,214.00	\$132,214.00	\$22,127.75	\$22,127.75	\$2,674.19	\$24,801.94	\$107,412.06
11000-1000-51300-1010-001749-1411-00000-00000	Instruction-Additional Compensation	\$52,440.00	\$52,440.00	\$3,603.00	\$3,603.00	\$1,810.62	\$5,413.62	\$47,026.38
11000-1000-51300-2000-001749-1412-00000-00000	Instruction-Additional Compensation	\$0.00	\$0.00	\$0.00	\$0.00	\$0.00	\$0.00	\$0.00
11000-1000-51300-4025-001749-1412-00000-00000	Instruction-Additional Compensation	\$13,000.00	\$13,000.00	\$0.00	\$0.00	\$0.00	\$0.00	\$13,000.00
11000-1000-51300-4040-001749-1411-00000-00000	Instruction-Additional Compensation	\$25,173.00	\$25,173.00	\$0.00	\$0.00	\$243.76	\$243.76	\$24,929.24
11000-1000-51300-4040-001749-1412-00000-00000	Instruction-Additional Compensation	\$8,460.00	\$8,460.00	\$0.00	\$0.00	\$290.92	\$290.92	\$8,169.08
11000-1000-51300-4040-001749-1711-00000-00000	Instruction-Additional Compensation	\$1,568.00	\$1,568.00	\$0.00	\$0.00	\$0.00	\$0.00	\$1,568.00

11000-1000-52111-1010-001749-0000-00000-00000	Instruction-Educational Retirement	\$91,510.00	\$91,510.00	\$18,475.93	\$18,475.93	\$51,093.15	\$69,569.08	\$21,940.92
11000-1000-52111-2000-001749-0000-00000-00000	Instruction-Educational Retirement	\$20,032.00	\$20,032.00	\$3,352.34	\$3,352.34	\$405.12	\$3,757.46	\$16,274.54
11000-1000-52111-4025-001749-0000-00000-00000	Instruction-Educational Retirement	\$1,840.00	\$1,840.00	\$0.00	\$0.00	\$0.00	\$0.00	\$1,840.00
11000-1000-52111-4040-001749-0000-00000-00000	Instruction-Educational Retirement	\$6,389.00	\$6,389.00	\$0.00	\$0.00	\$81.04	\$81.04	\$6,307.96
11000-1000-52112-1010-001749-0000-00000-00000	Instruction-ERA - Retiree Health	\$12,152.00	\$12,152.00	\$2,439.20	\$2,439.20	\$6,745.23	\$9,184.43	\$2,967.57
11000-1000-52112-2000-001749-0000-00000-00000	Instruction-ERA - Retiree Health	\$2,645.00	\$2,645.00	\$442.54	\$442.54	\$53.49	\$496.03	\$2,148.97
11000-1000-52112-4025-001749-0000-00000-00000	Instruction-ERA - Retiree Health	\$260.00	\$260.00	\$0.00	\$0.00	\$0.00	\$0.00	\$260.00
11000-1000-52112-4040-001749-0000-00000-00000	Instruction-ERA - Retiree Health	\$912.00	\$912.00	\$0.00	\$0.00	\$10.70	\$10.70	\$901.30
11000-1000-52210-1010-001749-0000-00000-00000	Instruction-FICA Payments	\$37,656.00	\$37,656.00	\$6,489.22	\$6,489.22	\$17,463.56	\$23,952.78	\$13,703.22
11000-1000-52210-2000-001749-0000-00000-00000	Instruction-FICA Payments	\$8,198.00	\$8,198.00	\$1,238.73	\$1,238.73	\$165.80	\$1,404.53	\$6,793.47
11000-1000-52210-4025-001749-0000-00000-00000	Instruction-FICA Payments	\$806.00	\$806.00	\$0.00	\$0.00	\$0.00	\$0.00	\$806.00
11000-1000-52210-4040-001749-0000-00000-00000	Instruction-FICA Payments	\$2,804.00	\$2,804.00	\$0.00	\$0.00	\$33.16	\$33.16	\$2,770.84
11000-1000-52220-1010-001749-0000-00000-00000	Instruction-Medicare Payments	\$8,811.00	\$8,811.00	\$1,517.67	\$1,517.67	\$4,084.41	\$5,602.08	\$3,208.92
11000-1000-52220-2000-001749-0000-00000-00000	Instruction-Medicare Payments	\$1,918.00	\$1,918.00	\$289.68	\$289.68	\$38.78	\$328.46	\$1,589.54
11000-1000-52220-4025-001749-0000-00000-00000	Instruction-Medicare Payments	\$189.00	\$189.00	\$0.00	\$0.00	\$0.00	\$0.00	\$189.00
11000-1000-52220-4040-001749-0000-00000-00000	Instruction-Medicare Payments	\$663.00	\$663.00	\$0.00	\$0.00	\$7.75	\$7.75	\$655.25
11000-1000-52311-1010-001749-0000-00000-00000	Instruction-Health and Medical Premiums	\$91,050.00	\$91,050.00	\$19,314.00	\$19,314.00	\$61,241.70	\$80,555.70	\$10,494.30
11000-1000-52311-2000-001749-0000-00000-00000	Instruction-Health and Medical Premiums	\$17,960.00	\$17,960.00	\$3,245.81	\$3,245.81	\$0.00	\$3,245.81	\$14,714.19
11000-1000-52311-4040-001749-0000-00000-00000	Instruction-Health and Medical Premiums	\$0.00	\$0.00	\$0.00	\$0.00	\$0.00	\$0.00	\$0.00
11000-1000-52312-0000-001749-0000-00000-00000	Instruction-Life	\$0.00	\$0.00	\$31.56	\$31.56	\$0.00	\$31.56	(\$31.56)
11000-1000-52312-1010-001749-0000-00000-00000	Instruction-Life	\$570.00	\$570.00	\$139.39	\$139.39	\$962.58	\$1,101.97	(\$531.97)
11000-1000-52312-2000-001749-0000-00000-00000	Instruction-Life	\$114.00	\$114.00	\$15.78	\$15.78	\$99.94	\$115.72	(\$1.72)
11000-1000-52313-0000-001749-0000-00000-00000	Instruction-Dental	\$0.00	\$0.00	\$28.58	\$28.58	\$0.00	\$28.58	(\$28.58)
11000-1000-52313-1010-001749-0000-00000-00000	Instruction-Dental	\$3,424.00	\$3,424.00	\$778.44	\$778.44	\$2,503.36	\$3,281.80	\$142.20
11000-1000-52313-2000-001749-0000-00000-00000	Instruction-Dental	\$822.00	\$822.00	\$153.96	\$153.96	\$0.00	\$153.96	\$668.04
11000-1000-52313-4040-001749-0000-00000-00000	Instruction-Dental	\$0.00	\$0.00	\$0.00	\$0.00	\$0.00	\$0.00	\$0.00
11000-1000-52314-0000-001749-0000-00000-00000	Instruction-Vision	\$0.00	\$0.00	\$6.22	\$6.22	\$0.00	\$6.22	(\$6.22)
11000-1000-52314-1010-001749-0000-00000-00000	Instruction-Vision	\$622.00	\$622.00	\$89.44	\$89.44	\$296.34	\$385.78	\$236.22
11000-1000-52314-2000-001749-0000-00000-00000	Instruction-Vision	\$148.00	\$148.00	\$25.44	\$25.44	\$0.00	\$25.44	\$122.56
11000-1000-52314-4040-001749-0000-00000-00000	Instruction-Vision	\$0.00	\$0.00	\$0.00	\$0.00	\$0.00	\$0.00	\$0.00
11000-1000-52315-1010-001749-0000-00000-00000	Instruction-Disability	\$1,236.00	\$1,236.00	\$104.37	\$104.37	\$348.26	\$452.63	\$783.37
11000-1000-52315-2000-001749-0000-00000-00000	Instruction-Disability	\$133.00	\$133.00	\$33.00	\$33.00	\$0.00	\$33.00	\$100.00
11000-1000-52500-1010-001749-0000-00000-00000	Instruction-Unemployment Compensation	\$900.00	\$900.00	\$118.05	\$118.05	\$703.73	\$821.78	\$78.22
11000-1000-52500-2000-001749-0000-00000-00000	Instruction-Unemployment Compensation	\$180.00	\$180.00	\$0.00	\$0.00	\$8.82	\$8.82	\$171.18
11000-1000-52500-4040-001749-0000-00000-00000	Instruction-Unemployment Compensation	\$0.00	\$0.00	\$0.00	\$0.00	\$1.76	\$1.76	(\$1.76)
11000-1000-52710-1010-001749-0000-00000-00000	Instruction-Workers Compensation Premium	\$7,024.00	\$7,024.00	\$0.00	\$0.00	\$0.00	\$0.00	\$7,024.00
11000-1000-52710-2000-001749-0000-00000-00000	Instruction-Workers Compensation Premium	\$1,685.00	\$1,685.00	\$0.00	\$0.00	\$0.00	\$0.00	\$1,685.00
11000-1000-52720-1010-001749-0000-00000-00000	Instruction-Workers Compensation Employer's Fee	\$100.00	\$100.00	\$20.70	\$20.70	\$0.00	\$20.70	\$79.30
11000-1000-52720-2000-001749-0000-00000-00000	Instruction-Workers Compensation Employer's Fee	\$20.00	\$20.00	\$2.30	\$2.30	\$0.00	\$2.30	\$17.70
11000-1000-53330-0000-001749-0000-00000-00000	Instruction-Professional Development	\$0.00	\$0.00	\$0.00	\$0.00	\$215.00	\$215.00	(\$215.00)
11000-1000-53330-1010-001749-0000-00000-00000	Instruction-Professional Development	\$30,000.00	\$30,000.00	\$11,203.45	\$11,203.45	\$7,966.55	\$19,170.00	\$10,830.00

11000-1000-53414-1010-001749-0000-00000-00000	Instruction-Other Services	\$25,000.00	\$25,000.00	\$0.00	\$0.00	\$0.00	\$0.00	\$25,000.00
11000-1000-53711-1010-001749-0000-00000-00000	Instruction-Other Charges	\$5,000.00	\$5,000.00	\$1,323.30	\$1,323.30	\$1,862.08	\$3,185.38	\$1,814.62
11000-1000-53711-9000-001749-0000-00000-00000	Instruction-Other Charges	\$1,700.00	\$1,700.00	\$0.00	\$0.00	\$0.00	\$0.00	\$1,700.00
11000-1000-54610-9000-001749-0000-00000-00000	Instruction-Rental - Land and Buildings	\$600.00	\$600.00	\$0.00	\$0.00	\$0.00	\$0.00	\$600.00
11000-1000-54630-1010-001749-0000-00000-00000	Instruction-Rentals - Computers and Related Equipment	\$36,052.00	\$36,052.00	\$4,401.68	\$4,401.68	\$30,725.68	\$35,127.36	\$924.64
11000-1000-55817-1010-001749-0000-00000-00000	Instruction-Student Travel	\$2,000.00	\$2,000.00	\$510.00	\$510.00	\$510.00	\$1,020.00	\$980.00
11000-1000-55915-1010-001749-0000-00000-00000	Instruction-Other Contract Services	\$1,100.00	\$1,100.00	\$560.00	\$560.00	\$9,440.00	\$10,000.00	(\$8,900.00)
11000-1000-56112-1010-001749-0000-00000-00000	textbooks	\$0.00	\$0.00	\$19.99	\$19.99	\$0.00	\$19.99	(\$19.99)
11000-1000-56113-0000-001749-0000-00000-00000	Instruction-Software	\$0.00	\$0.00	\$0.00	\$0.00	\$0.00	\$0.00	\$0.00
11000-1000-56113-1010-001749-0000-00000-00000	Instruction-Software	\$19,500.00	\$19,500.00	\$11,574.83	\$11,574.83	\$820.00	\$12,394.83	\$7,105.17
11000-1000-56118-1010-001749-0000-00000-00000	Instruction-General Supplies and Materials	\$35,000.00	\$35,000.00	\$16,041.41	\$16,041.41	\$18,630.64	\$34,672.05	\$327.95
11000-1000-56118-2000-001749-0000-00000-00000	Instruction-General Supplies and Materials-Special programs	\$0.00	\$0.00	\$76.38	\$76.38	\$0.00	\$76.38	(\$76.38)
11000-1000-57331-1010-001749-0000-00000-00000	Instruction-Fixed Assets (More Than \$5,000)	\$612,718.00	\$612,718.00	\$0.00	\$0.00	\$0.00	\$0.00	\$612,718.00
11000-1000-57332-0000-001749-0000-00000-00000	Instruction-Supply Assets (\$5,000 or Less)	\$0.00	\$0.00	\$0.00	\$0.00	\$0.00	\$0.00	\$0.00
11000-1000-57332-1010-001749-0000-00000-00000	Instruction-Supply Assets (\$5,000 or Less)	\$20,000.00	\$20,000.00	\$5,183.26	\$5,183.26	\$0.00	\$5,183.26	\$14,816.74
<b>Sub Total</b>		<b>\$1,901,582.00</b>	<b>\$1,901,582.00</b>	<b>\$254,327.54</b>	<b>\$254,327.54</b>	<b>\$555,089.27</b>	<b>\$809,416.81</b>	<b>\$1,092,165.19</b>

**Primary Sort Element** 11000  
**Secondary Sort Element** Function:2100 - Support Services-Students

Account Code	Description	Adopted Budget	Current Budget	Actuals	YTD Actuals	Encumbrance	Projected	YTD Available
11000-2100-51100-0000-001749-1211-00000-00000	Support Services-Students-Salaries Expense	\$0.00	\$0.00	\$11,871.62	\$11,871.62	\$28,552.23	\$40,423.85	(\$40,423.85)
11000-2100-51100-0000-001749-1214-00000-00000	Support Services-Students-Salaries Expense	\$29,763.00	\$29,763.00	\$22,703.23	\$22,703.23	\$64,901.27	\$87,604.50	(\$57,841.50)
11000-2100-51100-0000-001749-1217-00000-00000	Support Services-Students-Salaries Expense	\$46,350.00	\$46,350.00	\$16,044.21	\$16,044.21	\$30,305.79	\$46,350.00	\$0.00
11000-2100-51100-0000-001749-1218-00000-00000	Support Services-Students-Salaries Expense	\$135,189.00	\$135,189.00	\$34,975.75	\$34,975.75	\$69,613.66	\$104,589.41	\$30,599.59
11000-2100-51100-0000-001749-1511-00000-00000	Support Services-Students-Salaries Expense	\$52,015.00	\$52,015.00	\$18,005.22	\$18,005.22	\$34,009.78	\$52,015.00	\$0.00
11000-2100-51100-4025-001749-1211-00000-00000	Support Services-Students-Salaries Expense	\$75,000.00	\$75,000.00	\$0.00	\$0.00	\$0.00	\$0.00	\$75,000.00
11000-2100-51100-4025-001749-1214-00000-00000	Support Services-Students-Salaries Expense	\$24,985.00	\$24,985.00	\$7,045.58	\$7,045.58	\$1,120.40	\$8,165.98	\$16,819.02
11000-2100-51100-4025-001749-1218-00000-00000	Support Services-Students-Salaries Expense	\$48,410.00	\$48,410.00	\$25,961.58	\$25,961.58	\$49,038.42	\$75,000.00	(\$26,590.00)
11000-2100-51300-0000-001749-1211-00000-00000	Support Services-Students-Additional Compensation	\$1,705.00	\$1,705.00	\$0.00	\$0.00	\$0.00	\$0.00	\$1,705.00
11000-2100-51300-0000-001749-1218-00000-00000	Support Services-Students-Additional Compensation	\$6,513.00	\$6,513.00	\$0.00	\$0.00	\$0.00	\$0.00	\$6,513.00
11000-2100-51300-2000-001749-1214-00000-00000	Support Services-Students-Additional Compensation	\$5,343.00	\$5,343.00	\$0.00	\$0.00	\$0.00	\$0.00	\$5,343.00
11000-2100-51300-2000-001749-1217-00000-00000	Support Services-Students-Additional Compensation	\$2,107.00	\$2,107.00	\$0.00	\$0.00	\$0.00	\$0.00	\$2,107.00
11000-2100-52111-0000-001749-0000-00000-00000	Support Services-Students-Educational Retirement	\$41,062.00	\$41,062.00	\$15,512.99	\$15,512.99	\$34,448.49	\$49,961.48	(\$8,899.48)
11000-2100-52111-4025-001749-0000-00000-00000	Support Services-Students-Educational Retirement	\$22,484.00	\$22,484.00	\$5,000.56	\$5,000.56	\$7,637.93	\$12,638.49	\$9,845.51
11000-2100-52112-0000-001749-0000-00000-00000	Support Services-Students-ERA - Retiree Health	\$5,437.00	\$5,437.00	\$2,072.02	\$2,072.02	\$4,547.86	\$6,619.88	(\$1,182.88)
11000-2100-52112-4025-001749-0000-00000-00000	Support Services-Students-ERA - Retiree Health	\$2,969.00	\$2,969.00	\$660.13	\$660.13	\$1,008.31	\$1,668.44	\$1,300.56
11000-2100-52210-0000-001749-0000-00000-00000	Support Services-Students-FICA Payments	\$16,839.00	\$16,839.00	\$6,065.30	\$6,065.30	\$13,093.61	\$19,158.91	(\$2,319.91)
11000-2100-52210-4025-001749-0000-00000-00000	Support Services-Students-FICA Payments	\$9,202.00	\$9,202.00	\$2,021.76	\$2,021.76	\$3,064.71	\$5,086.47	\$4,115.53
11000-2100-52220-0000-001749-0000-00000-00000	Support Services-Students-Medicare Payments	\$3,941.00	\$3,941.00	\$1,418.51	\$1,418.51	\$3,062.11	\$4,480.62	(\$539.62)
11000-2100-52220-4025-001749-0000-00000-00000	Support Services-Students-Medicare Payments	\$2,153.00	\$2,153.00	\$472.84	\$472.84	\$716.72	\$1,189.56	\$963.44
11000-2100-52311-0000-001749-0000-00000-00000	Support Services-Students-Health and Medical	\$38,811.00	\$38,811.00	\$8,162.38	\$8,162.38	\$24,119.25	\$32,281.63	\$6,529.37
11000-2100-52311-4025-001749-0000-00000-00000	Support Services-Students-Health and Medical	\$15,597.00	\$15,597.00	\$579.60	\$579.60	\$0.00	\$579.60	\$15,017.40
11000-2100-52312-0000-001749-0000-00000-00000	Support Services-Students-Life	\$286.00	\$286.00	\$118.35	\$118.35	\$693.05	\$811.40	(\$525.40)

11000-2100-52312-4025-001749-0000-00000-00000	Support Services-Students-Life	\$143.00	\$143.00	\$28.93	\$28.93	\$165.69	\$194.62	(\$51.62)
11000-2100-52313-0000-001749-0000-00000-00000	Support Services-Students-Dental	\$1,607.00	\$1,607.00	\$425.67	\$425.67	\$1,167.42	\$1,593.09	\$13.91
11000-2100-52313-4025-001749-0000-00000-00000	Support Services-Students-Dental	\$361.00	\$361.00	\$12.89	\$12.89	\$0.00	\$12.89	\$348.11
11000-2100-52314-0000-001749-0000-00000-00000	Support Services-Students-Vision	\$331.00	\$331.00	\$71.32	\$71.32	\$190.22	\$261.54	\$69.46
11000-2100-52314-4025-001749-0000-00000-00000	Support Services-Students-Vision	\$171.00	\$171.00	\$5.64	\$5.64	\$0.00	\$5.64	\$165.36
11000-2100-52315-0000-001749-0000-00000-00000	Support Services-Students-Disability	\$510.00	\$510.00	\$63.76	\$63.76	\$184.00	\$247.76	\$262.24
11000-2100-52315-4025-001749-0000-00000-00000	Support Services-Students-Disability	\$344.00	\$344.00	\$13.81	\$13.81	\$0.00	\$13.81	\$330.19
11000-2100-52500-0000-001749-0000-00000-00000	Support Services-Students-Unemployment Compensation	\$450.00	\$450.00	\$105.08	\$105.08	\$502.71	\$607.79	(\$157.79)
11000-2100-52500-4025-001749-0000-00000-00000	Support Services-Students-Unemployment Compensation	\$225.00	\$225.00	\$85.68	\$85.68	\$35.19	\$120.87	\$104.13
11000-2100-52710-0000-001749-0000-00000-00000	Support Services-Students-Workers Compensation Premium	\$3,357.00	\$3,357.00	\$0.00	\$0.00	\$0.00	\$0.00	\$3,357.00
11000-2100-52710-4025-001749-0000-00000-00000	Support Services-Students-Workers Compensation Premium	\$1,892.00	\$1,892.00	\$0.00	\$0.00	\$0.00	\$0.00	\$1,892.00
11000-2100-52720-0000-001749-0000-00000-00000	Support Services-Students-Workers Compensation Employer's Fee	\$50.00	\$50.00	\$14.95	\$14.95	\$0.00	\$14.95	\$35.05
11000-2100-52720-4025-001749-0000-00000-00000	Support Services-Students-Workers Compensation Employer's Fee	\$25.00	\$25.00	\$3.45	\$3.45	\$0.00	\$3.45	\$21.55
11000-2100-53211-2000-001749-0000-00000-00000	Support Services-Students-Diagnosticians - Contracted	\$15,000.00	\$15,000.00	\$0.00	\$0.00	\$6,000.00	\$6,000.00	\$9,000.00
11000-2100-53212-2000-001749-0000-00000-00000	Support Services-Students-Speech Therapists - Contracted	\$20,000.00	\$20,000.00	\$1,467.50	\$1,467.50	\$0.00	\$1,467.50	\$18,532.50
11000-2100-53213-2000-001749-0000-00000-00000	Occupational Therapists	\$0.00	\$0.00	\$375.00	\$375.00	\$2,625.00	\$3,000.00	(\$3,000.00)
11000-2100-53217-2000-001749-0000-00000-00000	Support Services-Students-Interpreters - Contracted	\$12,500.00	\$12,500.00	\$0.00	\$0.00	\$0.00	\$0.00	\$12,500.00
11000-2100-53218-2000-001749-0000-00000-00000	Support Services-Students-Specialists - Contracted	\$0.00	\$0.00	\$0.00	\$0.00	\$1,000.00	\$1,000.00	(\$1,000.00)
11000-2100-53414-0000-001749-0000-00000-00000	Support Services-Students-Other Services	\$35,611.00	\$35,611.00	\$14,274.17	\$14,274.17	\$21,062.50	\$35,336.67	\$274.33
11000-2100-53711-0000-001749-0000-00000-00000	Support Services-Students-Other Charges	\$2,500.00	\$2,500.00	\$554.12	\$554.12	\$1,584.41	\$2,138.53	\$361.47
11000-2100-54610-0000-001749-0000-00000-00000	Support Services-Students-Rental - Land and Buildings	\$2,500.00	\$2,500.00	\$0.00	\$0.00	\$0.00	\$0.00	\$2,500.00
11000-2100-55813-0000-001749-0000-00000-00000	Support Services-Students-Employee Travel - Non-Teachers	\$2,300.00	\$2,300.00	\$52.44	\$52.44	\$297.56	\$350.00	\$1,950.00
11000-2100-55915-0000-001749-0000-00000-00000	Support Services-Students-Other Contract Services	\$62,000.00	\$62,000.00	\$7,536.00	\$7,536.00	\$30,464.00	\$38,000.00	\$24,000.00
11000-2100-56118-0000-001749-0000-00000-00000	Support Services-Students-General Supplies and Materials	\$2,000.00	\$2,000.00	\$400.00	\$400.00	\$5,509.11	\$5,909.11	(\$3,909.11)
11000-2100-57331-0000-001749-0000-00000-00000	Support Services-Students-Fixed Assets (More Than \$5,000)	\$0.00	\$0.00	\$900.00	\$900.00	\$0.00	\$900.00	(\$900.00)
11000-2100-57332-2000-001749-0000-00000-00000	Support Services-Students-Supply Assets (\$5,000 or Less)	\$0.00	\$0.00	\$0.00	\$0.00	\$2,080.60	\$2,080.60	(\$2,080.60)
<b>Sub Total</b>		<b>\$750,038.00</b>	<b>\$750,038.00</b>	<b>\$205,082.04</b>	<b>\$205,082.04</b>	<b>\$442,802.00</b>	<b>\$647,884.04</b>	<b>\$102,153.96</b>

Primary Sort Element	Secondary Sort Element	Adopted Budget	Current Budget	Actuals	YTD Actuals	Encumbrance	Projected	YTD Available
11000	Function:2300 - Support Services-General Administration							
11000-2300-51100-0000-001749-0000-00000-00000	Support Services-General Administration-Salaries Expense	\$0.00	\$0.00	\$0.00	\$0.00	\$0.00	\$0.00	\$0.00
11000-2300-51100-0000-001749-1111-00000-00000	Support Services-General Administration-Salaries Expense	\$111,650.00	\$111,650.00	\$38,076.93	\$38,076.93	\$71,923.07	\$110,000.00	\$1,650.00
11000-2300-52111-0000-001749-0000-00000-00000	Support Services-General Administration-Educational Retirement	\$16,915.00	\$16,915.00	\$5,768.64	\$5,768.64	\$10,896.32	\$16,664.96	\$250.04
11000-2300-52112-0000-001749-0000-00000-00000	Support Services-General Administration-ERA - Retiree Health	\$2,233.00	\$2,233.00	\$761.58	\$761.58	\$1,438.54	\$2,200.12	\$32.88

11000-2300-52210-0000-001749-0000-00000-00000	Support Services-General Administration-FICA Payments	\$6,923.00	\$6,923.00	\$2,279.07	\$2,279.07	\$4,270.27	\$6,549.34	\$373.66
11000-2300-52220-0000-001749-0000-00000-00000	Support Services-General Administration-Medicare Payments	\$1,619.00	\$1,619.00	\$532.99	\$532.99	\$998.67	\$1,531.66	\$87.34
11000-2300-52311-0000-001749-0000-00000-00000	Support Services-General Administration-Health and Medical Premiums	\$5,845.00	\$5,845.00	\$1,273.66	\$1,273.66	\$4,870.22	\$6,143.88	(\$298.88)
11000-2300-52312-0000-001749-0000-00000-00000	Support Services-General Administration-Life	\$57.00	\$57.00	\$21.04	\$21.04	\$115.72	\$136.76	(\$79.76)
11000-2300-52313-0000-001749-0000-00000-00000	Support Services-General Administration-Dental	\$206.00	\$206.00	\$40.04	\$40.04	\$171.60	\$211.64	(\$5.64)
11000-2300-52314-0000-001749-0000-00000-00000	Support Services-General Administration-Vision	\$46.00	\$46.00	\$8.78	\$8.78	\$37.60	\$46.38	(\$0.38)
11000-2300-52315-0000-001749-0000-00000-00000	Support Services-General Administration-Disability	\$206.00	\$206.00	\$68.40	\$68.40	\$171.00	\$239.40	(\$33.40)
11000-2300-52500-0000-001749-0000-00000-00000	Support Services-General Administration-Unemployment Compensation	\$90.00	\$90.00	\$0.00	\$0.00	\$89.10	\$89.10	\$0.90
11000-2300-52710-0000-001749-0000-00000-00000	0	\$1,423.00	\$1,423.00	\$0.00	\$0.00	\$0.00	\$0.00	\$1,423.00
11000-2300-52720-0000-001749-0000-00000-00000	Support Services-General Administration-Workers Compensation Employer's Fee	\$10.00	\$10.00	\$2.30	\$2.30	\$0.00	\$2.30	\$7.70
11000-2300-53330-0000-001749-0000-00000-00000	Support Services-General Administration-Professional Development	\$5,000.00	\$5,000.00	\$0.00	\$0.00	\$0.00	\$0.00	\$5,000.00
11000-2300-53411-0000-001749-0000-00000-00000	Support Services-General Administration-Auditing	\$21,100.00	\$21,100.00	\$8,630.00	\$8,630.00	\$0.00	\$8,630.00	\$12,470.00
11000-2300-53413-0000-001749-0000-00000-00000	Support Services-General Administration-Legal	\$46,335.00	\$46,335.00	\$9,708.75	\$9,708.75	\$29,126.25	\$38,835.00	\$7,500.00
11000-2300-53414-0000-001749-0000-00000-00000	Support Services-General Administration-Other Services	\$7,000.00	\$7,000.00	\$0.00	\$0.00	\$6,472.75	\$6,472.75	\$527.25
11000-2300-53711-0000-001749-0000-00000-00000	Support Services-General Administration-Other Charges	\$500.00	\$500.00	\$0.00	\$0.00	\$500.00	\$500.00	\$0.00
11000-2300-54630-0000-001749-0000-00000-00000	Support Services-General Administration-Rentals - Computers and Related Equipment	\$800.00	\$800.00	\$0.00	\$0.00	\$0.00	\$0.00	\$800.00
11000-2300-55400-0000-001749-0000-00000-00000	Support Services-General Administration-Advertising	\$2,000.00	\$2,000.00	\$3,305.57	\$3,305.57	\$4,000.00	\$7,305.57	(\$5,305.57)
11000-2300-55812-0000-001749-0000-00000-00000	Support Services-General Administration-Board Training	\$5,600.00	\$5,600.00	\$0.00	\$0.00	\$0.00	\$0.00	\$5,600.00
11000-2300-56118-0000-001749-0000-00000-00000	Support Services-General Administration-General Supplies and Materials	\$0.00	\$0.00	\$0.00	\$0.00	\$0.00	\$0.00	\$0.00
<b>Sub Total</b>		<b>\$235,558.00</b>	<b>\$235,558.00</b>	<b>\$70,477.75</b>	<b>\$70,477.75</b>	<b>\$135,081.11</b>	<b>\$205,558.86</b>	<b>\$29,999.14</b>

<b>Primary Sort Element</b> 11000	<b>Secondary Sort Element</b> Function:2400 - Support Services-School Administration
--------------------------------------	---

Account Code	Description	Adopted Budget	Current Budget	Actuals	YTD Actuals	Encumbrance	Projected	YTD Available
11000-2400-51100-0000-001749-1211-00000-00000	Support Services-School Administration-Salaries Expense	\$46,814.00	\$46,814.00	\$16,204.68	\$16,204.68	\$30,608.82	\$46,813.50	\$0.50
11000-2400-51100-0000-001749-1217-00000-00000	Support Services-School Administration-Salaries Expense	\$61,903.00	\$61,903.00	\$21,427.92	\$21,427.92	\$40,475.08	\$61,903.00	\$0.00
11000-2400-52111-0000-001749-0000-00000-00000	Support Services-School Administration-Educational Retirement	\$16,472.00	\$16,472.00	\$5,701.32	\$5,701.32	\$10,769.22	\$16,470.54	\$1.46
11000-2400-52112-0000-001749-0000-00000-00000	Support Services-School Administration-ERA - Retiree Health	\$2,176.00	\$2,176.00	\$752.67	\$752.67	\$1,421.66	\$2,174.33	\$1.67
11000-2400-52210-0000-001749-0000-00000-00000	Support Services-School Administration-FICA Payments	\$6,741.00	\$6,741.00	\$2,322.84	\$2,322.84	\$4,383.93	\$6,706.77	\$34.23
11000-2400-52220-0000-001749-0000-00000-00000	Support Services-School Administration-Medicare Payments	\$1,577.00	\$1,577.00	\$543.27	\$543.27	\$1,025.48	\$1,568.75	\$8.25
11000-2400-52312-0000-001749-0000-00000-00000	Support Services-School Administration-Life	\$86.00	\$86.00	\$31.56	\$31.56	\$168.32	\$199.88	(\$113.88)
11000-2400-52313-0000-001749-0000-00000-00000	Support Services-School Administration-Dental	\$700.00	\$700.00	\$233.28	\$233.28	\$583.20	\$816.48	(\$116.48)
11000-2400-52314-0000-001749-0000-00000-00000	Support Services-School Administration-Vision	\$51.00	\$51.00	\$16.96	\$16.96	\$42.40	\$59.36	(\$8.36)

11000-2400-52315-0000-001749-0000-00000-00000	Support Services-School Administration-Disability	\$241.00	\$241.00	\$79.84	\$79.84	\$199.60	\$279.44	(\$38.44)
11000-2400-52500-0000-001749-0000-00000-00000	Support Services-School Administration-Unemployment Compensation	\$135.00	\$135.00	\$0.00	\$0.00	\$133.65	\$133.65	\$1.35
11000-2400-52710-0000-001749-0000-00000-00000	Support Services-School Administration-Workers Compensation Premium	\$1,386.00	\$1,386.00	\$0.00	\$0.00	\$0.00	\$0.00	\$1,386.00
11000-2400-52720-0000-001749-0000-00000-00000	Support Services-School Administration-Workers Compensation Employer's Fee	\$15.00	\$15.00	\$3.45	\$3.45	\$0.00	\$3.45	\$11.55
11000-2400-53330-0000-001749-0000-00000-00000	Support Services-School Administration-Professional Development	\$3,000.00	\$3,000.00	\$0.00	\$0.00	\$0.00	\$0.00	\$3,000.00
11000-2400-53711-0000-001749-0000-00000-00000	Support Services-School Administration-Other Charges	\$6,000.00	\$6,000.00	\$0.00	\$0.00	\$64.73	\$64.73	\$5,935.27
11000-2400-55915-0000-001749-0000-00000-00000	Support Services-School Administration-Other Contract Services	\$50,000.00	\$50,000.00	\$0.00	\$0.00	\$0.00	\$0.00	\$50,000.00
11000-2400-56118-0000-001749-0000-00000-00000	Support Services-School Administration-General Supplies and Materials	\$11,000.00	\$11,000.00	\$50.00	\$50.00	\$450.00	\$500.00	\$10,500.00
11000-2400-57332-0000-001749-0000-00000-00000	Support Services-School Administration-Supply Assets (\$5,000 or Less)	\$50,000.00	\$50,000.00	\$659.00	\$659.00	\$0.00	\$659.00	\$49,341.00
<b>Sub Total</b>		<b>\$258,297.00</b>	<b>\$258,297.00</b>	<b>\$48,026.79</b>	<b>\$48,026.79</b>	<b>\$90,326.09</b>	<b>\$138,352.88</b>	<b>\$119,944.12</b>

<b>Primary Sort Element</b>	<b>Secondary Sort Element</b>
11000	Function:2500 - Central Services

Account Code	Description	Adopted Budget	Current Budget	Actuals	YTD Actuals	Encumbrance	Projected	YTD Available
11000-2500-51100-0000-001749-1220-00000-00000	Central Services-Salaries Expense	\$62,418.00	\$62,418.00	\$21,606.21	\$21,606.21	\$40,811.79	\$62,418.00	\$0.00
11000-2500-52111-0000-001749-0000-00000-00000	Central Services-Educational Retirement	\$9,457.00	\$9,457.00	\$3,273.30	\$3,273.30	\$6,182.93	\$9,456.23	\$0.77
11000-2500-52112-0000-001749-0000-00000-00000	Central Services-ERA - Retiree Health	\$1,249.00	\$1,249.00	\$432.09	\$432.09	\$816.36	\$1,248.45	\$0.55
11000-2500-52210-0000-001749-0000-00000-00000	Central Services-FICA Payments	\$3,870.00	\$3,870.00	\$1,258.76	\$1,258.76	\$2,344.27	\$3,603.03	\$266.97
11000-2500-52220-0000-001749-0000-00000-00000	Central Services-Medicare Payments	\$906.00	\$906.00	\$294.37	\$294.37	\$548.19	\$842.56	\$63.44
11000-2500-52311-0000-001749-0000-00000-00000	Central Services-Health and Medical Premiums	\$4,727.00	\$4,727.00	\$1,530.74	\$1,530.74	\$3,938.42	\$5,469.16	(\$742.16)
11000-2500-52312-0000-001749-0000-00000-00000	Central Services-Life	\$57.00	\$57.00	\$21.04	\$21.04	\$115.72	\$136.76	(\$79.76)
11000-2500-52313-0000-001749-0000-00000-00000	Central Services-Dental	\$392.00	\$392.00	\$130.64	\$130.64	\$326.60	\$457.24	(\$65.24)
11000-2500-52314-0000-001749-0000-00000-00000	Central Services-Vision	\$46.00	\$46.00	\$15.04	\$15.04	\$37.60	\$52.64	(\$6.64)
11000-2500-52315-0000-001749-0000-00000-00000	Central Services-Disability	\$139.00	\$139.00	\$46.08	\$46.08	\$115.20	\$161.28	(\$22.28)
11000-2500-52500-0000-001749-0000-00000-00000	Central Services-Unemployment Compensation	\$90.00	\$90.00	\$0.00	\$0.00	\$89.10	\$89.10	\$0.90
11000-2500-52710-0000-001749-0000-00000-00000	Central Services-Workers Compensation Premium	\$796.00	\$796.00	\$0.00	\$0.00	\$0.00	\$0.00	\$796.00
11000-2500-52720-0000-001749-0000-00000-00000	Central Services-Workers Compensation Employer's Fee	\$10.00	\$10.00	\$2.30	\$2.30	\$0.00	\$2.30	\$7.70
11000-2500-53330-0000-001749-0000-00000-00000	Central Services-Professional Development	\$1,000.00	\$1,000.00	\$150.00	\$150.00	\$0.00	\$150.00	\$850.00
11000-2500-53414-0000-001749-0000-00000-00000	Central Services-Other Services	\$107,875.00	\$107,875.00	\$26,968.74	\$26,968.74	\$80,906.22	\$107,874.96	\$0.04
11000-2500-53711-0000-001749-0000-00000-00000	Central Services-Other Charges	\$6,000.00	\$6,000.00	\$783.60	\$783.60	\$88.00	\$871.60	\$5,128.40
11000-2500-55400-0000-001749-0000-00000-00000	Central Services-Advertising	\$500.00	\$500.00	\$0.00	\$0.00	\$0.00	\$0.00	\$500.00
11000-2500-56113-0000-001749-0000-00000-00000	Central Services-Software	\$28,000.00	\$28,000.00	\$16,935.54	\$16,935.54	\$0.00	\$16,935.54	\$11,064.46
11000-2500-56118-0000-001749-0000-00000-00000	Central Services-General Supplies and Materials	\$2,000.00	\$2,000.00	\$0.00	\$0.00	\$0.00	\$0.00	\$2,000.00
11000-2500-57332-0000-001749-0000-00000-00000	Central Services-Supply Assets (\$5,000 or Less)	\$20,000.00	\$20,000.00	\$0.00	\$0.00	\$0.00	\$0.00	\$20,000.00
<b>Sub Total</b>		<b>\$249,532.00</b>	<b>\$249,532.00</b>	<b>\$73,448.45</b>	<b>\$73,448.45</b>	<b>\$136,320.40</b>	<b>\$209,768.85</b>	<b>\$39,763.15</b>

<b>Primary Sort Element</b>	<b>Secondary Sort Element</b>
11000	Function:2600 - Operation & Maintenance of Plant

Account Code	Description	Adopted Budget	Current Budget	Actuals	YTD Actuals	Encumbrance	Projected	YTD Available
--------------	-------------	----------------	----------------	---------	-------------	-------------	-----------	---------------

11000-2600-51100-0000-001749-1614-00000-00000	Operation & Maintenance of Plant-Salaries Expense	\$36,517.00	\$36,517.00	\$12,640.50	\$12,640.50	\$23,876.50	\$36,517.00	\$0.00
11000-2600-52111-0000-001749-0000-00000-00000	Operation & Maintenance of Plant-Educational Retirement	\$5,533.00	\$5,533.00	\$1,915.02	\$1,915.02	\$3,655.57	\$5,570.59	(\$37.59)
11000-2600-52112-0000-001749-0000-00000-00000	Operation & Maintenance of Plant-ERA - Retiree Health	\$731.00	\$731.00	\$252.81	\$252.81	\$482.63	\$735.44	(\$4.44)
11000-2600-52210-0000-001749-0000-00000-00000	Operation & Maintenance of Plant-FICA Payments	\$2,265.00	\$2,265.00	\$783.72	\$783.72	\$1,435.88	\$2,219.60	\$45.40
11000-2600-52220-0000-001749-0000-00000-00000	Operation & Maintenance of Plant-Medicare Payments	\$530.00	\$530.00	\$183.33	\$183.33	\$335.79	\$519.12	\$10.88
11000-2600-52312-0000-001749-0000-00000-00000	Operation & Maintenance of Plant-Life	\$57.00	\$57.00	\$21.04	\$21.04	\$115.72	\$136.76	(\$79.76)
11000-2600-52500-0000-001749-0000-00000-00000	Operation & Maintenance of Plant-Unemployment Compensation	\$90.00	\$90.00	\$30.60	\$30.60	\$70.20	\$100.80	(\$10.80)
11000-2600-52710-0000-001749-0000-00000-00000	Operation & Maintenance of Plant-Workers Compensation Premium	\$466.00	\$466.00	\$0.00	\$0.00	\$0.00	\$0.00	\$466.00
11000-2600-52720-0000-001749-0000-00000-00000	Operation & Maintenance of Plant-Workers Compensation Employer's Fee	\$10.00	\$10.00	\$2.30	\$2.30	\$0.00	\$2.30	\$7.70
11000-2600-53711-0000-001749-0000-00000-00000	Operation & Maintenance of Plant-Other Charges	\$2,500.00	\$2,500.00	\$123.46	\$123.46	\$2,376.54	\$2,500.00	\$0.00
11000-2600-54311-0000-001749-0000-00000-00000	Operation & Maintenance of Plant-Maintenance & Repair Furniture/Fixtures/Equipment	\$3,000.00	\$3,000.00	\$546.49	\$546.49	\$158.45	\$704.94	\$2,295.06
11000-2600-54312-0000-001749-0000-00000-00000	Operation & Maintenance of Plant-Maintenance & Repair - Buildings And Grounds	\$7,868.00	\$7,868.00	\$728.15	\$728.15	\$441.24	\$1,169.39	\$6,698.61
11000-2600-54313-0000-001749-0000-00000-00000	Operation & Maintenance of Plant-Maintenance & Repair - Vehicles	\$1,000.00	\$1,000.00	\$0.00	\$0.00	\$0.00	\$0.00	\$1,000.00
11000-2600-54411-0000-001749-0000-00000-00000	Operation & Maintenance of Plant-Electricity	\$36,000.00	\$36,000.00	\$10,620.60	\$10,620.60	\$19,379.40	\$30,000.00	\$6,000.00
11000-2600-54412-0000-001749-0000-00000-00000	Operation & Maintenance of Plant-Natural Gas (Buildings)	\$20,000.00	\$20,000.00	\$240.91	\$240.91	\$14,759.09	\$15,000.00	\$5,000.00
11000-2600-54415-0000-001749-0000-00000-00000	Operation & Maintenance of Plant-Water/Sewage	\$18,000.00	\$18,000.00	\$4,226.76	\$4,226.76	\$7,773.24	\$12,000.00	\$6,000.00
11000-2600-54416-0000-001749-0000-00000-00000	Operation & Maintenance of Plant-Communication Services	\$78,000.00	\$78,000.00	\$8,660.29	\$8,660.29	\$40,558.51	\$49,218.80	\$28,781.20
11000-2600-55200-0000-001749-0000-00000-00000	Operation & Maintenance of Plant-Property/Liability Insurance	\$38,468.00	\$38,468.00	\$51,929.00	\$51,929.00	\$0.00	\$51,929.00	(\$13,461.00)
11000-2600-55915-0000-001749-0000-00000-00000	Operation & Maintenance of Plant-Other Contract Services	\$30,000.00	\$30,000.00	\$4,900.00	\$4,900.00	\$21,650.00	\$26,550.00	\$3,450.00
11000-2600-56118-0000-001749-0000-00000-00000	Operation & Maintenance of Plant-General Supplies and Materials	\$20,000.00	\$20,000.00	\$5,835.90	\$5,835.90	\$7,320.70	\$13,156.60	\$6,843.40
11000-2600-56211-0000-001749-0000-00000-00000	Gasoline	\$1,000.00	\$1,000.00	\$30.00	\$30.00	\$0.00	\$30.00	\$970.00
11000-2600-57331-0000-001749-0000-00000-00000	Operation & Maintenance of Plant-Fixed Assets (More Than \$5,000)	\$208,299.00	\$208,299.00	\$0.00	\$0.00	\$0.00	\$0.00	\$208,299.00
11000-2600-57332-0000-001749-0000-00000-00000	Operation & Maintenance of Plant-Supply Assets (\$5,000 or Less)	\$20,000.00	\$20,000.00	\$1,307.46	\$1,307.46	\$1,568.00	\$2,875.46	\$17,124.54
<b>Sub Total</b>		<b>\$530,334.00</b>	<b>\$530,334.00</b>	<b>\$104,978.34</b>	<b>\$104,978.34</b>	<b>\$145,957.46</b>	<b>\$250,935.80</b>	<b>\$279,398.20</b>

**Primary Sort Element** 11000      **Secondary Sort Element** Function:2900 - Other Support Services

Account Code	Description	Adopted Budget	Current Budget	Actuals	YTD Actuals	Encumbrance	Projected	YTD Available
11000-2900-58211-0000-001749-0000-00000-00000	Other Support Services-Tax Liability/Penalty	\$0.00	\$0.00	\$10.00	\$10.00	\$0.00	\$10.00	(\$10.00)
<b>Sub Total</b>		<b>\$0.00</b>	<b>\$0.00</b>	<b>\$10.00</b>	<b>\$10.00</b>	<b>\$0.00</b>	<b>\$10.00</b>	<b>(\$10.00)</b>

**Primary Sort Element** 14000      **Secondary Sort Element** Function:0000 - Revenue/Balance Sheet

Account Code	Description	Adopted Budget	Current Budget	Actuals	YTD Actuals	Encumbrance	Projected	YTD Available
14000-0000-11012-0000-001749-0000-00000-00000	Cash	\$0.00	\$0.00	\$84,375.41	\$84,375.41	\$0.00	\$84,375.41	(\$84,375.41)
14000-0000-21011-0000-001749-0000-00000-00000	Accounts Payable	\$0.00	\$0.00	\$0.00	\$0.00	\$0.00	\$0.00	\$0.00
14000-0000-32013-0000-001749-0000-00000-00000	Reserve for Encumbrances	\$0.00	\$0.00	\$0.00	\$0.00	(\$429.95)	(\$429.95)	\$429.95
14000-0000-32300-0000-001749-0000-00000-00000	Unreserved Fund Balance	(\$86,220.00)	(\$86,220.00)	(\$84,667.41)	(\$84,667.41)	\$0.00	(\$84,667.41)	(\$1,552.59)
<b>Sub Total</b>		<b>(\$86,220.00)</b>	<b>(\$86,220.00)</b>	<b>(\$292.00)</b>	<b>(\$292.00)</b>	<b>(\$429.95)</b>	<b>(\$85,498.05)</b>	<b>(\$85,498.05)</b>

Primary Sort Element		Secondary Sort Element						
14000		Function:1000 - Instruction						
Account Code	Description	Adopted Budget	Current Budget	Actuals	YTD Actuals	Encumbrance	Projected	YTD Available
14000-1000-56107-1010-001749-0000-00000-00000	Instruction-Instructional Materials Credit - 50% Textbooks	\$44,465.00	\$44,465.00	\$292.00	\$292.00	\$429.95	\$721.95	\$43,743.05
14000-1000-56108-1010-001749-0000-00000-00000	Instruction-Instructional Materials - 25% of 56111	\$21,555.00	\$21,555.00	\$0.00	\$0.00	\$0.00	\$0.00	\$21,555.00
14000-1000-56111-1010-001749-0000-00000-00000	Instruction-Instructional Materials Cash - 50% Textbooks	\$10,000.00	\$10,000.00	\$0.00	\$0.00	\$0.00	\$0.00	\$10,000.00
14000-1000-56113-1010-001749-0000-00000-00000	Instruction-Software	\$10,200.00	\$10,200.00	\$0.00	\$0.00	\$0.00	\$0.00	\$10,200.00
<b>Sub Total</b>		<b>\$86,220.00</b>	<b>\$86,220.00</b>	<b>\$292.00</b>	<b>\$292.00</b>	<b>\$429.95</b>	<b>\$721.95</b>	<b>\$85,498.05</b>
Primary Sort Element		Secondary Sort Element						
21000		Function:0000 - Revenue/Balance Sheet						
Account Code	Description	Adopted Budget	Current Budget	Actuals	YTD Actuals	Encumbrance	Projected	YTD Available
21000-0000-11012-0000-001749-0000-00000-00000	Cash	\$0.00	\$0.00	\$0.02	\$0.02	\$0.00	\$0.02	(\$0.02)
21000-0000-21011-0000-001749-0000-00000-00000	Accounts Payable	\$0.00	\$0.00	\$0.00	\$0.00	\$0.00	\$0.00	\$0.00
21000-0000-32013-0000-001749-0000-00000-00000	Reserve for Encumbrances	\$0.00	\$0.00	\$0.00	\$0.00	\$0.00	\$0.00	\$0.00
21000-0000-32300-0000-001749-0000-00000-00000	Unreserved Fund Balance	(\$2,129.00)	(\$2,129.00)	(\$2,129.02)	(\$2,129.02)	\$0.00	(\$2,129.02)	\$0.02
<b>Sub Total</b>		<b>(\$2,129.00)</b>	<b>(\$2,129.00)</b>	<b>(\$2,129.00)</b>	<b>(\$2,129.00)</b>	<b>\$0.00</b>	<b>(\$2,129.00)</b>	<b>\$0.00</b>
Primary Sort Element		Secondary Sort Element						
21000		Function:3100 - Food Services Operations						
Account Code	Description	Adopted Budget	Current Budget	Actuals	YTD Actuals	Encumbrance	Projected	YTD Available
21000-3100-56116-0000-001749-0000-00000-00000	Food Services Operations-Food	\$517.00	\$517.00	\$0.00	\$0.00	\$0.00	\$0.00	\$517.00
21000-3100-57332-0000-001749-0000-00000-00000	Food Services Operations-Supply Assets (\$5,000 or Less)	\$1,612.00	\$1,612.00	\$2,129.00	\$2,129.00	\$0.00	\$2,129.00	(\$517.00)
<b>Sub Total</b>		<b>\$2,129.00</b>	<b>\$2,129.00</b>	<b>\$2,129.00</b>	<b>\$2,129.00</b>	<b>\$0.00</b>	<b>\$2,129.00</b>	<b>\$0.00</b>
Primary Sort Element		Secondary Sort Element						
23000		Function:0000 - Revenue/Balance Sheet						
Account Code	Description	Adopted Budget	Current Budget	Actuals	YTD Actuals	Encumbrance	Projected	YTD Available
23000-0000-32300-0000-001749-0000-00000-00000	Unreserved Fund Balance	(\$1,693.00)	(\$1,693.00)	\$0.00	\$0.00	\$0.00	\$0.00	(\$1,693.00)
<b>Sub Total</b>		<b>(\$1,693.00)</b>	<b>(\$1,693.00)</b>	<b>\$0.00</b>	<b>\$0.00</b>	<b>\$0.00</b>	<b>\$0.00</b>	<b>(\$1,693.00)</b>
Primary Sort Element		Secondary Sort Element						
23000		Function:1000 - Instruction						
Account Code	Description	Adopted Budget	Current Budget	Actuals	YTD Actuals	Encumbrance	Projected	YTD Available
23000-1000-56118-0000-001749-0000-00000-00000	Instruction-General Supplies and Materials	\$1,693.00	\$1,693.00	\$0.00	\$0.00	\$0.00	\$0.00	\$1,693.00
<b>Sub Total</b>		<b>\$1,693.00</b>	<b>\$1,693.00</b>	<b>\$0.00</b>	<b>\$0.00</b>	<b>\$0.00</b>	<b>\$0.00</b>	<b>\$1,693.00</b>
Primary Sort Element		Secondary Sort Element						
23001		Function:0000 - Revenue/Balance Sheet						
Account Code	Description	Adopted Budget	Current Budget	Actuals	YTD Actuals	Encumbrance	Projected	YTD Available
23001-0000-11012-0000-001749-0000-00000-00000	Cash	\$0.00	\$0.00	\$66.67	\$66.67	\$0.00	\$66.67	(\$66.67)
23001-0000-32200-0000-001749-0000-00000-00000	Designated Fund Balance	\$0.00	\$0.00	(\$345.00)	(\$345.00)	\$0.00	(\$345.00)	\$345.00
23001-0000-32300-0000-001749-0000-00000-00000	Unreserved Fund Balance	\$0.00	\$0.00	\$278.33	\$278.33	\$0.00	\$278.33	(\$278.33)
<b>Sub Total</b>		<b>\$0.00</b>	<b>\$0.00</b>	<b>\$0.00</b>	<b>\$0.00</b>	<b>\$0.00</b>	<b>\$0.00</b>	<b>\$0.00</b>
Primary Sort Element		Secondary Sort Element						
23002		Function:0000 - Revenue/Balance Sheet						
Account Code	Description	Adopted Budget	Current Budget	Actuals	YTD Actuals	Encumbrance	Projected	YTD Available
23002-0000-11012-0000-001749-0000-00000-00000	Cash	\$0.00	\$0.00	\$500.00	\$500.00	\$0.00	\$500.00	(\$500.00)



23002-0000-32300-0000-001749-0000-00000-00000	Unreserved Fund Balance	\$0.00	\$0.00	(\$500.00)	(\$500.00)	\$0.00	(\$500.00)	\$500.00
<b>Sub Total</b>		<b>\$0.00</b>	<b>\$0.00</b>	<b>\$0.00</b>	<b>\$0.00</b>	<b>\$0.00</b>	<b>\$0.00</b>	<b>\$0.00</b>
<b>Primary Sort Element</b> 23003	<b>Secondary Sort Element</b> Function:0000 - Revenue/Balance Sheet							
<b>Account Code</b>	<b>Description</b>	<b>Adopted Budget</b>	<b>Current Budget</b>	<b>Actuals</b>	<b>YTD Actuals</b>	<b>Encumbrance</b>	<b>Projected</b>	<b>YTD Available</b>
23003-0000-11012-0000-001749-0000-00000-00000	Cash	\$0.00	\$0.00	\$1,126.05	\$1,126.05	\$0.00	\$1,126.05	(\$1,126.05)
23003-0000-32300-0000-001749-0000-00000-00000	Unreserved Fund Balance	\$0.00	\$0.00	(\$1,126.05)	(\$1,126.05)	\$0.00	(\$1,126.05)	\$1,126.05
<b>Sub Total</b>		<b>\$0.00</b>	<b>\$0.00</b>	<b>\$0.00</b>	<b>\$0.00</b>	<b>\$0.00</b>	<b>\$0.00</b>	<b>\$0.00</b>
<b>Primary Sort Element</b> 24101	<b>Secondary Sort Element</b> Function:0000 - Revenue/Balance Sheet							
<b>Account Code</b>	<b>Description</b>	<b>Adopted Budget</b>	<b>Current Budget</b>	<b>Actuals</b>	<b>YTD Actuals</b>	<b>Encumbrance</b>	<b>Projected</b>	<b>YTD Available</b>
24101-0000-11012-0000-001749-0000-00000-00000	Cash	\$0.00	\$0.00	(\$19,291.63)	(\$19,291.63)	\$0.00	(\$19,291.63)	\$19,291.63
24101-0000-23011-0000-001749-0000-00000-00000	Accrued Salaries and Benefits	\$0.00	\$0.00	(\$1,567.47)	(\$1,567.47)	\$0.00	(\$1,567.47)	\$1,567.47
24101-0000-23138-0000-001749-0000-00000-00000	Disability	\$0.00	\$0.00	(\$7.67)	(\$7.67)	\$0.00	(\$7.67)	\$7.67
24101-0000-23141-0000-001749-0000-00000-00000	Federal Income Tax	\$0.00	\$0.00	\$0.00	\$0.00	\$0.00	\$0.00	\$0.00
24101-0000-23142-0000-001749-0000-00000-00000	State Income Tax	\$0.00	\$0.00	\$0.00	\$0.00	\$0.00	\$0.00	\$0.00
24101-0000-23143-0000-001749-0000-00000-00000	FICA	\$0.00	\$0.00	\$0.00	\$0.00	\$0.00	\$0.00	\$0.00
24101-0000-23144-0000-001749-0000-00000-00000	Medicare (Employee)	\$0.00	\$0.00	\$0.00	\$0.00	\$0.00	\$0.00	\$0.00
24101-0000-23147-0000-001749-0000-00000-00000	Voluntary Deductions	\$0.00	\$0.00	(\$5.88)	(\$5.88)	\$0.00	(\$5.88)	\$5.88
24101-0000-23148-0000-001749-0000-00000-00000	Direct Deposit	\$0.00	\$0.00	\$1,567.47	\$1,567.47	\$0.00	\$1,567.47	(\$1,567.47)
24101-0000-23154-0000-001749-0000-00000-00000	Medicare (Employer)	\$0.00	\$0.00	\$0.00	\$0.00	\$0.00	\$0.00	\$0.00
24101-0000-23224-0000-001749-0000-00000-00000	Education Retirement	\$0.00	\$0.00	\$0.00	\$0.00	\$0.00	\$0.00	\$0.00
24101-0000-23225-0000-001749-0000-00000-00000	Health Insurance	\$0.00	\$0.00	(\$696.78)	(\$696.78)	\$0.00	(\$696.78)	\$696.78
24101-0000-23227-0000-001749-0000-00000-00000	Workers Comensation	\$0.00	\$0.00	\$0.00	\$0.00	\$0.00	\$0.00	\$0.00
24101-0000-23245-0000-001749-0000-00000-00000	Retiree Health Care	\$0.00	\$0.00	(\$204.44)	(\$204.44)	\$0.00	(\$204.44)	\$204.44
24101-0000-32013-0000-001749-0000-00000-00000	Reserve for Encumbrances	\$0.00	\$0.00	\$0.00	\$0.00	(\$32,278.40)	(\$32,278.40)	\$32,278.40
24101-0000-32300-0000-001749-0000-00000-00000	Unreserved Fund Balance	\$0.00	\$0.00	\$31,800.97	\$31,800.97	\$0.00	\$31,800.97	(\$31,800.97)
24101-0000-41924-0000-001749-0000-00000-00000		(\$90,293.00)	(\$90,293.00)	(\$31,800.97)	(\$31,800.97)	\$0.00	(\$31,800.97)	(\$58,492.03)
<b>Sub Total</b>		<b>(\$90,293.00)</b>	<b>(\$90,293.00)</b>	<b>(\$20,206.40)</b>	<b>(\$20,206.40)</b>	<b>(\$32,278.40)</b>	<b>(\$52,484.80)</b>	<b>(\$37,808.20)</b>
<b>Primary Sort Element</b> 24101	<b>Secondary Sort Element</b> Function:1000 - Instruction							
<b>Account Code</b>	<b>Description</b>	<b>Adopted Budget</b>	<b>Current Budget</b>	<b>Actuals</b>	<b>YTD Actuals</b>	<b>Encumbrance</b>	<b>Projected</b>	<b>YTD Available</b>
24101-1000-56118-1010-001749-0000-00000-00000	Instruction-General Supplies and Materials	\$14,958.00	\$14,958.00	\$0.00	\$0.00	\$0.00	\$0.00	\$14,958.00
<b>Sub Total</b>		<b>\$14,958.00</b>	<b>\$14,958.00</b>	<b>\$0.00</b>	<b>\$0.00</b>	<b>\$0.00</b>	<b>\$0.00</b>	<b>\$14,958.00</b>
<b>Primary Sort Element</b> 24101	<b>Secondary Sort Element</b> Function:2100 - Support Services-Students							
<b>Account Code</b>	<b>Description</b>	<b>Adopted Budget</b>	<b>Current Budget</b>	<b>Actuals</b>	<b>YTD Actuals</b>	<b>Encumbrance</b>	<b>Projected</b>	<b>YTD Available</b>
24101-2100-51100-0000-001749-1214-00000-00000	Support Services-Students-Salaries Expense	\$54,754.00	\$54,754.00	\$15,416.08	\$15,416.08	\$24,001.36	\$39,417.44	\$15,336.56
24101-2100-52111-0000-001749-0000-00000-00000	Support Services-Students-Educational Retirement	\$8,297.00	\$8,297.00	\$2,153.12	\$2,153.12	\$3,636.17	\$5,789.29	\$2,507.71
24101-2100-52112-0000-001749-0000-00000-00000	Support Services-Students-ERA - Retiree Health	\$1,096.00	\$1,096.00	\$308.30	\$308.30	\$479.91	\$788.21	\$307.79
24101-2100-52210-0000-001749-0000-00000-00000	Support Services-Students-FICA Payments	\$3,396.00	\$3,396.00	\$907.11	\$907.11	\$1,406.75	\$2,313.86	\$1,082.14
24101-2100-52220-0000-001749-0000-00000-00000	Support Services-Students-Medicare Payments	\$795.00	\$795.00	\$212.13	\$212.13	\$328.98	\$541.11	\$253.89
24101-2100-52311-0000-001749-0000-00000-00000	Support Services-Students-Health and Medical	\$4,728.00	\$4,728.00	\$1,159.20	\$1,159.20	\$1,969.21	\$3,128.41	\$1,599.59
24101-2100-52312-0000-001749-0000-00000-00000	Support Services-Students-Life	\$58.00	\$58.00	\$15.78	\$15.78	\$107.83	\$123.61	(\$65.61)

24101-2100-52313-0000-001749-0000-00000-00000	Support Services-Students-Dental	\$52.00	\$52.00	\$12.89	\$12.89	\$0.00	\$12.89	\$39.11
24101-2100-52314-0000-001749-0000-00000-00000	Support Services-Students-Vision	\$23.00	\$23.00	\$5.64	\$5.64	\$0.00	\$5.64	\$17.36
24101-2100-52315-0000-001749-0000-00000-00000	Support Services-Students-Disability	\$56.00	\$56.00	\$13.85	\$13.85	\$0.00	\$13.85	\$42.15
24101-2100-52500-0000-001749-0000-00000-00000	Support Services-Students-Unemployment Compensation	\$90.00	\$90.00	\$0.00	\$0.00	\$48.19	\$48.19	\$41.81
24101-2100-52710-0000-001749-0000-00000-00000	Support Services-Students-Workers Compensation Premium	\$699.00	\$699.00	\$0.00	\$0.00	\$0.00	\$0.00	\$699.00
24101-2100-52720-0000-001749-0000-00000-00000	Support Services-Students-Workers Compensation Employer's Fee	\$10.00	\$10.00	\$2.30	\$2.30	\$0.00	\$2.30	\$7.70
24101-2100-53711-0000-001749-0000-00000-00000	Support Services-Students-Other Charges	\$1,281.00	\$1,281.00	\$0.00	\$0.00	\$300.00	\$300.00	\$981.00
<b>Sub Total</b>		<b>\$75,335.00</b>	<b>\$75,335.00</b>	<b>\$20,206.40</b>	<b>\$20,206.40</b>	<b>\$32,278.40</b>	<b>\$52,484.80</b>	<b>\$22,850.20</b>

**Primary Sort Element** 24106  
**Secondary Sort Element** Function:0000 - Revenue/Balance Sheet

Account Code	Description	Adopted Budget	Current Budget	Actuals	YTD Actuals	Encumbrance	Projected	YTD Available
24106-0000-11012-0000-001749-0000-00000-00000	Cash	\$0.00	\$0.00	(\$23,361.81)	(\$23,361.81)	\$0.00	(\$23,361.81)	\$23,361.81
24106-0000-21011-0000-001749-0000-00000-00000	Accounts Payable	\$0.00	\$0.00	\$0.00	\$0.00	\$0.00	\$0.00	\$0.00
24106-0000-23011-0000-001749-0000-00000-00000	Accrued Salaries and Benefits	\$0.00	\$0.00	\$0.00	\$0.00	\$0.00	\$0.00	\$0.00
24106-0000-23138-0000-001749-0000-00000-00000	Disability	\$0.00	\$0.00	(\$15.34)	(\$15.34)	\$0.00	(\$15.34)	\$15.34
24106-0000-23141-0000-001749-0000-00000-00000	Federal Income Tax	\$0.00	\$0.00	\$0.00	\$0.00	\$0.00	\$0.00	\$0.00
24106-0000-23142-0000-001749-0000-00000-00000	State Income Tax	\$0.00	\$0.00	\$0.00	\$0.00	\$0.00	\$0.00	\$0.00
24106-0000-23143-0000-001749-0000-00000-00000	FICA	\$0.00	\$0.00	\$0.00	\$0.00	\$0.00	\$0.00	\$0.00
24106-0000-23144-0000-001749-0000-00000-00000	Medicare (Employee)	\$0.00	\$0.00	\$0.00	\$0.00	\$0.00	\$0.00	\$0.00
24106-0000-23147-0000-001749-0000-00000-00000	Voluntary Deductions	\$0.00	\$0.00	(\$2.94)	(\$2.94)	\$0.00	(\$2.94)	\$2.94
24106-0000-23148-0000-001749-0000-00000-00000	Direct Deposit	\$0.00	\$0.00	\$0.00	\$0.00	\$0.00	\$0.00	\$0.00
24106-0000-23154-0000-001749-0000-00000-00000	Medicare (Employer)	\$0.00	\$0.00	\$0.00	\$0.00	\$0.00	\$0.00	\$0.00
24106-0000-23224-0000-001749-0000-00000-00000	Education Retirement	\$0.00	\$0.00	\$0.00	\$0.00	\$0.00	\$0.00	\$0.00
24106-0000-23225-0000-001749-0000-00000-00000	Health Insurance	\$0.00	\$0.00	(\$845.54)	(\$845.54)	\$0.00	(\$845.54)	\$845.54
24106-0000-23227-0000-001749-0000-00000-00000	Workers Comensation	\$0.00	\$0.00	\$0.00	\$0.00	\$0.00	\$0.00	\$0.00
24106-0000-23245-0000-001749-0000-00000-00000	Retiree Health Care	\$0.00	\$0.00	(\$192.33)	(\$192.33)	\$0.00	(\$192.33)	\$192.33
24106-0000-32013-0000-001749-0000-00000-00000	Reserve for Encumbrances	\$0.00	\$0.00	\$0.00	\$0.00	(\$70,763.89)	(\$70,763.89)	\$70,763.89
24106-0000-32300-0000-001749-0000-00000-00000	Unreserved Fund Balance	\$0.00	\$0.00	\$47,720.62	\$47,720.62	\$0.00	\$47,720.62	(\$47,720.62)
24106-0000-41924-0000-001749-0000-00000-00000		(\$93,546.00)	(\$93,546.00)	(\$47,720.62)	(\$47,720.62)	\$0.00	(\$47,720.62)	(\$45,825.38)
<b>Sub Total</b>		<b>(\$93,546.00)</b>	<b>(\$93,546.00)</b>	<b>(\$24,417.96)</b>	<b>(\$24,417.96)</b>	<b>(\$70,763.89)</b>	<b>(\$95,181.85)</b>	<b>\$1,635.85</b>

**Primary Sort Element** 24106  
**Secondary Sort Element** Function:1000 - Instruction

Account Code	Description	Adopted Budget	Current Budget	Actuals	YTD Actuals	Encumbrance	Projected	YTD Available
24106-1000-51100-2000-001749-1412-00000-00000	Instruction-Salaries Expense	\$56,151.00	\$56,151.00	\$13,438.39	\$13,438.39	\$36,475.61	\$49,914.00	\$6,237.00
24106-1000-51300-2000-001749-1412-00000-00000	Instruction-Additional Compensation	\$5,000.00	\$5,000.00	\$1,304.34	\$1,304.34	\$3,695.66	\$5,000.00	\$0.00
24106-1000-52111-0000-001749-0000-00000-00000	Instruction-Educational Retirement	\$9,215.00	\$9,215.00	\$0.00	\$0.00	\$0.00	\$0.00	\$9,215.00
24106-1000-52111-2000-001749-0000-00000-00000	Instruction-Educational Retirement	\$0.00	\$0.00	\$2,233.52	\$2,233.52	\$5,951.67	\$8,185.19	(\$8,185.19)
24106-1000-52112-0000-001749-0000-00000-00000	Instruction-ERA - Retiree Health	\$1,224.00	\$1,224.00	\$0.00	\$0.00	\$0.00	\$0.00	\$1,224.00
24106-1000-52112-2000-001749-0000-00000-00000	Instruction-ERA - Retiree Health	\$0.00	\$0.00	\$294.84	\$294.84	\$785.74	\$1,080.58	(\$1,080.58)
24106-1000-52210-0000-001749-0000-00000-00000	Instruction-FICA Payments	\$3,792.00	\$3,792.00	\$0.00	\$0.00	\$0.00	\$0.00	\$3,792.00
24106-1000-52210-2000-001749-0000-00000-00000	Instruction-FICA Payments	\$0.00	\$0.00	\$856.09	\$856.09	\$2,303.84	\$3,159.93	(\$3,159.93)
24106-1000-52220-0000-001749-0000-00000-00000	Instruction-Medicare Payments	\$888.00	\$888.00	\$0.00	\$0.00	\$0.00	\$0.00	\$888.00

24106-1000-52220-2000-001749-0000-00000-00000	Instruction-Medicare Payments	\$0.00	\$0.00	\$200.22	\$200.22	\$538.90	\$739.12	(\$739.12)
24106-1000-52311-0000-001749-0000-00000-00000	Instruction-Health and Medical Premiums	\$5,845.00	\$5,845.00	\$0.00	\$0.00	\$0.00	\$0.00	\$5,845.00
24106-1000-52311-2000-001749-0000-00000-00000	Instruction-Health and Medical Premiums	\$0.00	\$0.00	\$1,433.46	\$1,433.46	\$4,870.21	\$6,303.67	(\$6,303.67)
24106-1000-52312-0000-001749-0000-00000-00000	Instruction-Life	\$57.00	\$57.00	\$0.00	\$0.00	\$0.00	\$0.00	\$57.00
24106-1000-52312-2000-001749-0000-00000-00000	Instruction-Life	\$0.00	\$0.00	\$15.78	\$15.78	\$110.46	\$126.24	(\$126.24)
24106-1000-52313-0000-001749-0000-00000-00000	Instruction-Dental	\$206.00	\$206.00	\$0.00	\$0.00	\$0.00	\$0.00	\$206.00
24106-1000-52313-2000-001749-0000-00000-00000	Instruction-Dental	\$0.00	\$0.00	\$51.48	\$51.48	\$171.60	\$223.08	(\$223.08)
24106-1000-52315-0000-001749-0000-00000-00000	Instruction-Disability	\$111.00	\$111.00	\$0.00	\$0.00	\$0.00	\$0.00	\$111.00
24106-1000-52315-2000-001749-0000-00000-00000	Instruction-Disability	\$0.00	\$0.00	\$27.60	\$27.60	\$92.00	\$119.60	(\$119.60)
24106-1000-52500-0000-001749-0000-00000-00000	Instruction-Unemployment Compensation	\$90.00	\$90.00	\$0.00	\$0.00	\$0.00	\$0.00	\$90.00
24106-1000-52500-2000-001749-0000-00000-00000	Instruction-Unemployment Compensation	\$0.00	\$0.00	\$0.00	\$0.00	\$87.14	\$87.14	(\$87.14)
24106-1000-52710-0000-001749-0000-00000-00000	Instruction-Workers Compensation Premium	\$716.00	\$716.00	\$0.00	\$0.00	\$0.00	\$0.00	\$716.00
24106-1000-52720-0000-001749-0000-00000-00000	Instruction-Workers Compensation Employer's Fee	\$10.00	\$10.00	\$0.00	\$0.00	\$0.00	\$0.00	\$10.00
24106-1000-52720-2000-001749-0000-00000-00000	Instruction-Workers Compensation Employer's Fee	\$0.00	\$0.00	\$2.30	\$2.30	\$0.00	\$2.30	(\$2.30)
<b>Sub Total</b>		<b>\$83,305.00</b>	<b>\$83,305.00</b>	<b>\$19,858.02</b>	<b>\$19,858.02</b>	<b>\$55,082.83</b>	<b>\$74,940.85</b>	<b>\$8,364.15</b>

<b>Primary Sort Element</b> 24106	<b>Secondary Sort Element</b> Function:2100 - Support Services-Students							
<b>Account Code</b>	<b>Description</b>	<b>Adopted Budget</b>	<b>Current Budget</b>	<b>Actuals</b>	<b>YTD Actuals</b>	<b>Encumbrance</b>	<b>Projected</b>	<b>YTD Available</b>
24106-2100-53211-2000-001749-0000-00000-00000	Support Services-Students-Diagnosticians - Contracted	\$10,241.00	\$10,241.00	\$1,779.94	\$1,779.94	\$8,220.06	\$10,000.00	\$241.00
24106-2100-53212-2000-001749-0000-00000-00000	Support Services-Students-Speech Therapists - Contracted	\$0.00	\$0.00	\$2,780.00	\$2,780.00	\$7,461.00	\$10,241.00	(\$10,241.00)
<b>Sub Total</b>		<b>\$10,241.00</b>	<b>\$10,241.00</b>	<b>\$4,559.94</b>	<b>\$4,559.94</b>	<b>\$15,681.06</b>	<b>\$20,241.00</b>	<b>(\$10,000.00)</b>

<b>Primary Sort Element</b> 24154	<b>Secondary Sort Element</b> Function:0000 - Revenue/Balance Sheet							
<b>Account Code</b>	<b>Description</b>	<b>Adopted Budget</b>	<b>Current Budget</b>	<b>Actuals</b>	<b>YTD Actuals</b>	<b>Encumbrance</b>	<b>Projected</b>	<b>YTD Available</b>
24154-0000-32013-0000-001749-0000-00000-00000	Reserve for Encumbrances	\$0.00	\$0.00	\$0.00	\$0.00	(\$424.00)	(\$424.00)	\$424.00
24154-0000-41924-0000-001749-0000-00000-00000		(\$9,739.00)	(\$9,739.00)	\$0.00	\$0.00	\$0.00	\$0.00	(\$9,739.00)
<b>Sub Total</b>		<b>(\$9,739.00)</b>	<b>(\$9,739.00)</b>	<b>\$0.00</b>	<b>\$0.00</b>	<b>(\$424.00)</b>	<b>(\$424.00)</b>	<b>(\$9,315.00)</b>

<b>Primary Sort Element</b> 24154	<b>Secondary Sort Element</b> Function:1000 - Instruction							
<b>Account Code</b>	<b>Description</b>	<b>Adopted Budget</b>	<b>Current Budget</b>	<b>Actuals</b>	<b>YTD Actuals</b>	<b>Encumbrance</b>	<b>Projected</b>	<b>YTD Available</b>
24154-1000-51300-1010-001749-1411-00000-00000	Instruction-Additional Compensation	\$5,000.00	\$5,000.00	\$0.00	\$0.00	\$0.00	\$0.00	\$5,000.00
24154-1000-52111-0000-001749-0000-00000-00000	Instruction-Educational Retirement	\$760.00	\$760.00	\$0.00	\$0.00	\$0.00	\$0.00	\$760.00
24154-1000-52112-0000-001749-0000-00000-00000	Instruction-ERA - Retiree Health	\$100.00	\$100.00	\$0.00	\$0.00	\$0.00	\$0.00	\$100.00
24154-1000-52210-0000-001749-0000-00000-00000	Instruction-FICA Payments	\$310.00	\$310.00	\$0.00	\$0.00	\$0.00	\$0.00	\$310.00
24154-1000-52220-0000-001749-0000-00000-00000	Instruction-Medicare Payments	\$80.00	\$80.00	\$0.00	\$0.00	\$0.00	\$0.00	\$80.00
24154-1000-53330-1010-001749-0000-00000-00000	Instruction-Professional Development	\$3,489.00	\$3,489.00	\$0.00	\$0.00	\$424.00	\$424.00	\$3,065.00
<b>Sub Total</b>		<b>\$9,739.00</b>	<b>\$9,739.00</b>	<b>\$0.00</b>	<b>\$0.00</b>	<b>\$424.00</b>	<b>\$424.00</b>	<b>\$9,315.00</b>

<b>Primary Sort Element</b> 24174	<b>Secondary Sort Element</b> Function:0000 - Revenue/Balance Sheet							
<b>Account Code</b>	<b>Description</b>	<b>Adopted Budget</b>	<b>Current Budget</b>	<b>Actuals</b>	<b>YTD Actuals</b>	<b>Encumbrance</b>	<b>Projected</b>	<b>YTD Available</b>
24174-0000-32013-0000-001749-0000-00000-00000	Reserve for Encumbrances	\$0.00	\$0.00	\$0.00	\$0.00	(\$7,961.00)	(\$7,961.00)	\$7,961.00
24174-0000-41924-0000-001749-0000-00000-00000		(\$7,961.00)	(\$7,961.00)	\$0.00	\$0.00	\$0.00	\$0.00	(\$7,961.00)
<b>Sub Total</b>		<b>(\$7,961.00)</b>	<b>(\$7,961.00)</b>	<b>\$0.00</b>	<b>\$0.00</b>	<b>(\$7,961.00)</b>	<b>(\$7,961.00)</b>	<b>\$0.00</b>

Primary Sort Element		Secondary Sort Element						
24174		Function:1000 - Instruction						
Account Code	Description	Adopted Budget	Current Budget	Actuals	YTD Actuals	Encumbrance	Projected	YTD Available
24174-1000-53330-1010-001749-0000-00000-00000	Instruction-Professional Development	\$1,425.00	\$1,425.00	\$0.00	\$0.00	\$0.00	\$0.00	\$1,425.00
24174-1000-56118-1010-001749-0000-00000-00000	Instruction-General Supplies and Materials	\$1,527.00	\$1,527.00	\$0.00	\$0.00	\$0.00	\$0.00	\$1,527.00
24174-1000-57331-1010-001749-0000-00000-00000	Assets of \$5000	\$5,009.00	\$5,009.00	\$0.00	\$0.00	\$0.00	\$0.00	\$5,009.00
24174-1000-57332-1010-001749-0000-00000-00000	Instruction-Supply Assets (\$5,000 or Less)	\$0.00	\$0.00	\$0.00	\$0.00	\$7,961.00	\$7,961.00	(\$7,961.00)
<b>Sub Total</b>		<b>\$7,961.00</b>	<b>\$7,961.00</b>	<b>\$0.00</b>	<b>\$0.00</b>	<b>\$7,961.00</b>	<b>\$7,961.00</b>	<b>\$0.00</b>
Primary Sort Element		Secondary Sort Element						
24190		Function:0000 - Revenue/Balance Sheet						
Account Code	Description	Adopted Budget	Current Budget	Actuals	YTD Actuals	Encumbrance	Projected	YTD Available
24190-0000-11012-0000-001749-0000-00000-00000	Cash	\$0.00	\$0.00	\$0.00	\$0.00	\$0.00	\$0.00	\$0.00
24190-0000-23225-0000-001749-0000-00000-00000	Health Insurance	\$0.00	\$0.00	\$0.00	\$0.00	\$0.00	\$0.00	\$0.00
24190-0000-32300-0000-001749-0000-00000-00000	Unreserved Fund Balance	\$0.00	\$0.00	\$20,837.72	\$20,837.72	\$0.00	\$20,837.72	(\$20,837.72)
24190-0000-41924-0000-001749-0000-00000-00000		\$0.00	\$0.00	(\$20,837.72)	(\$20,837.72)	\$0.00	(\$20,837.72)	\$20,837.72
<b>Sub Total</b>		<b>\$0.00</b>	<b>\$0.00</b>	<b>\$0.00</b>	<b>\$0.00</b>	<b>\$0.00</b>	<b>\$0.00</b>	<b>\$0.00</b>
Primary Sort Element		Secondary Sort Element						
24301		Function:0000 - Revenue/Balance Sheet						
Account Code	Description	Adopted Budget	Current Budget	Actuals	YTD Actuals	Encumbrance	Projected	YTD Available
24301-0000-11012-0000-001749-0000-00000-00000	Cash	\$0.00	\$0.00	\$0.00	\$0.00	\$0.00	\$0.00	\$0.00
24301-0000-32300-0000-001749-0000-00000-00000	Unreserved Fund Balance	\$0.00	\$0.00	\$1,450.00	\$1,450.00	\$0.00	\$1,450.00	(\$1,450.00)
24301-0000-41924-0000-001749-0000-00000-00000	Revenue	\$0.00	\$0.00	(\$1,450.00)	(\$1,450.00)	\$0.00	(\$1,450.00)	\$1,450.00
<b>Sub Total</b>		<b>\$0.00</b>	<b>\$0.00</b>	<b>\$0.00</b>	<b>\$0.00</b>	<b>\$0.00</b>	<b>\$0.00</b>	<b>\$0.00</b>
Primary Sort Element		Secondary Sort Element						
24305		Function:0000 - Revenue/Balance Sheet						
Account Code	Description	Adopted Budget	Current Budget	Actuals	YTD Actuals	Encumbrance	Projected	YTD Available
24305-0000-11012-0000-001749-0000-00000-00000	Cash	\$0.00	\$0.00	\$0.00	\$0.00	\$0.00	\$0.00	\$0.00
24305-0000-32013-0000-001749-0000-00000-00000	Reserve for Encumbrances	\$0.00	\$0.00	\$0.00	\$0.00	\$0.00	\$0.00	\$0.00
24305-0000-32300-0000-001749-0000-00000-00000	Unreserved Fund Balance	\$0.00	\$0.00	\$5,093.57	\$5,093.57	\$0.00	\$5,093.57	(\$5,093.57)
24305-0000-41924-0000-001749-0000-00000-00000		\$0.00	\$0.00	(\$5,093.57)	(\$5,093.57)	\$0.00	(\$5,093.57)	\$5,093.57
<b>Sub Total</b>		<b>\$0.00</b>	<b>\$0.00</b>	<b>\$0.00</b>	<b>\$0.00</b>	<b>\$0.00</b>	<b>\$0.00</b>	<b>\$0.00</b>
Primary Sort Element		Secondary Sort Element						
24305		Function:2600 - Operation & Maintenance of Plant						
Account Code	Description	Adopted Budget	Current Budget	Actuals	YTD Actuals	Encumbrance	Projected	YTD Available
24305-2600-54416-0000-001749-0000-00000-00000	Operation & Maintenance of Plant-Communication Services	\$0.00	\$0.00	\$0.00	\$0.00	\$0.00	\$0.00	\$0.00
<b>Sub Total</b>		<b>\$0.00</b>	<b>\$0.00</b>	<b>\$0.00</b>	<b>\$0.00</b>	<b>\$0.00</b>	<b>\$0.00</b>	<b>\$0.00</b>
Primary Sort Element		Secondary Sort Element						
24306		Function:0000 - Revenue/Balance Sheet						
Account Code	Description	Adopted Budget	Current Budget	Actuals	YTD Actuals	Encumbrance	Projected	YTD Available
24306-0000-11012-0000-001749-0000-00000-00000	Cash	\$0.00	\$0.00	\$0.00	\$0.00	\$0.00	\$0.00	\$0.00
24306-0000-21011-0000-001749-0000-00000-00000	Accounts Payable	\$0.00	\$0.00	\$0.00	\$0.00	\$0.00	\$0.00	\$0.00
24306-0000-32300-0000-001749-0000-00000-00000	Unreserved Fund Balance	\$0.00	\$0.00	(\$5,582.00)	(\$5,582.00)	\$0.00	(\$5,582.00)	\$5,582.00
24306-0000-41924-0000-001749-0000-00000-00000		\$0.00	\$0.00	\$5,582.00	\$5,582.00	\$0.00	\$5,582.00	(\$5,582.00)
<b>Sub Total</b>		<b>\$0.00</b>	<b>\$0.00</b>	<b>\$0.00</b>	<b>\$0.00</b>	<b>\$0.00</b>	<b>\$0.00</b>	<b>\$0.00</b>

Primary Sort Element		Secondary Sort Element						
24307		Function:0000 - Revenue/Balance Sheet						
Account Code	Description	Adopted Budget	Current Budget	Actuals	YTD Actuals	Encumbrance	Projected	YTD Available
24307-0000-11012-0000-001749-0000-00000-00000	Cash	\$0.00	\$0.00	\$0.00	\$0.00	\$0.00	\$0.00	\$0.00
24307-0000-32300-0000-001749-0000-00000-00000	Unreserved Fund Balance	\$0.00	\$0.00	\$6,671.00	\$6,671.00	\$0.00	\$6,671.00	(\$6,671.00)
24307-0000-41924-0000-001749-0000-00000-00000		\$0.00	\$0.00	(\$6,671.00)	(\$6,671.00)	\$0.00	(\$6,671.00)	\$6,671.00
<b>Sub Total</b>		<b>\$0.00</b>	<b>\$0.00</b>	<b>\$0.00</b>	<b>\$0.00</b>	<b>\$0.00</b>	<b>\$0.00</b>	<b>\$0.00</b>
Primary Sort Element		Secondary Sort Element						
24308		Function:0000 - Revenue/Balance Sheet						
Account Code	Description	Adopted Budget	Current Budget	Actuals	YTD Actuals	Encumbrance	Projected	YTD Available
24308-0000-11012-0000-001749-0000-00000-00000	Cash	\$0.00	\$0.00	(\$53,152.89)	(\$53,152.89)	\$0.00	(\$53,152.89)	\$53,152.89
24308-0000-23011-0000-001749-0000-00000-00000	Accrued Salaries and Benefits	\$0.00	\$0.00	\$0.00	\$0.00	\$0.00	\$0.00	\$0.00
24308-0000-23138-0000-001749-0000-00000-00000	Disability	\$0.00	\$0.00	(\$13.30)	(\$13.30)	\$0.00	(\$13.30)	\$13.30
24308-0000-23141-0000-001749-0000-00000-00000	Federal Income Tax	\$0.00	\$0.00	\$0.00	\$0.00	\$0.00	\$0.00	\$0.00
24308-0000-23142-0000-001749-0000-00000-00000	State Income Tax	\$0.00	\$0.00	\$0.00	\$0.00	\$0.00	\$0.00	\$0.00
24308-0000-23143-0000-001749-0000-00000-00000	FICA	\$0.00	\$0.00	\$0.00	\$0.00	\$0.00	\$0.00	\$0.00
24308-0000-23144-0000-001749-0000-00000-00000	Medicare (Employee)	\$0.00	\$0.00	\$0.00	\$0.00	\$0.00	\$0.00	\$0.00
24308-0000-23148-0000-001749-0000-00000-00000	Direct Deposit	\$0.00	\$0.00	\$0.00	\$0.00	\$0.00	\$0.00	\$0.00
24308-0000-23154-0000-001749-0000-00000-00000	Medicare (Employer)	\$0.00	\$0.00	\$0.00	\$0.00	\$0.00	\$0.00	\$0.00
24308-0000-23224-0000-001749-0000-00000-00000	Education Retirement	\$0.00	\$0.00	\$0.00	\$0.00	\$0.00	\$0.00	\$0.00
24308-0000-23225-0000-001749-0000-00000-00000	Health Insurance	\$0.00	\$0.00	(\$1,442.66)	(\$1,442.66)	\$0.00	(\$1,442.66)	\$1,442.66
24308-0000-23226-0000-001749-0000-00000-00000	Unemployment Insurance	\$0.00	\$0.00	(\$5.57)	(\$5.57)	\$0.00	(\$5.57)	\$5.57
24308-0000-23227-0000-001749-0000-00000-00000	Workers Comensation	\$0.00	\$0.00	\$0.00	\$0.00	\$0.00	\$0.00	\$0.00
24308-0000-23245-0000-001749-0000-00000-00000	Retiree Health Care	\$0.00	\$0.00	(\$324.99)	(\$324.99)	\$0.00	(\$324.99)	\$324.99
24308-0000-32013-0000-001749-0000-00000-00000	Reserve for Encumbrances	\$0.00	\$0.00	\$0.00	\$0.00	(\$91,493.39)	(\$91,493.39)	\$91,493.39
24308-0000-41924-0000-001749-0000-00000-00000		(\$299,401.00)	(\$299,401.00)	\$0.00	\$0.00	\$0.00	\$0.00	(\$299,401.00)
<b>Sub Total</b>		<b>(\$299,401.00)</b>	<b>(\$299,401.00)</b>	<b>(\$54,939.41)</b>	<b>(\$54,939.41)</b>	<b>(\$91,493.39)</b>	<b>(\$146,432.80)</b>	<b>(\$152,968.20)</b>
Primary Sort Element		Secondary Sort Element						
24308		Function:1000 - Instruction						
Account Code	Description	Adopted Budget	Current Budget	Actuals	YTD Actuals	Encumbrance	Projected	YTD Available
24308-1000-51100-1010-001749-1411-00000-00000	Instruction-Salaries Expense	\$47,222.00	\$47,222.00	\$14,466.95	\$14,466.95	\$36,553.05	\$51,020.00	(\$3,798.00)
24308-1000-51300-1010-001749-1411-00000-00000	Instruction-Additional Compensation	\$48,600.00	\$48,600.00	\$10,000.00	\$10,000.00	\$0.00	\$10,000.00	\$38,600.00
24308-1000-51300-1010-001749-1711-00000-00000	Instruction-Additional Compensation	\$0.00	\$0.00	\$1,000.00	\$1,000.00	\$0.00	\$1,000.00	(\$1,000.00)
24308-1000-52111-0000-001749-0000-00000-00000	Instruction-Educational Retirement	\$14,032.00	\$14,032.00	\$0.00	\$0.00	\$0.00	\$0.00	\$14,032.00
24308-1000-52111-1010-001749-0000-00000-00000	Instruction-Educational Retirement	\$0.00	\$0.00	\$2,040.22	\$2,040.22	\$5,537.72	\$7,577.94	(\$7,577.94)
24308-1000-52112-0000-001749-0000-00000-00000	Instruction-ERA - Retiree Health	\$1,917.00	\$1,917.00	\$0.00	\$0.00	\$0.00	\$0.00	\$1,917.00
24308-1000-52112-1010-001749-0000-00000-00000	Instruction-ERA - Retiree Health	\$0.00	\$0.00	\$269.36	\$269.36	\$731.12	\$1,000.48	(\$1,000.48)
24308-1000-52210-0000-001749-0000-00000-00000	Instruction-FICA Payments	\$5,942.00	\$5,942.00	\$0.00	\$0.00	\$0.00	\$0.00	\$5,942.00
24308-1000-52210-1010-001749-0000-00000-00000	Instruction-FICA Payments	\$0.00	\$0.00	\$1,576.14	\$1,576.14	\$2,256.91	\$3,833.05	(\$3,833.05)
24308-1000-52220-0000-001749-0000-00000-00000	Instruction-Medicare Payments	\$1,390.00	\$1,390.00	\$0.00	\$0.00	\$0.00	\$0.00	\$1,390.00
24308-1000-52220-1010-001749-0000-00000-00000	Instruction-Medicare Payments	\$0.00	\$0.00	\$368.64	\$368.64	\$527.90	\$896.54	(\$896.54)
24308-1000-52311-1010-001749-0000-00000-00000	Instruction-Health and Medical Premiums	\$0.00	\$0.00	\$0.00	\$0.00	\$0.00	\$0.00	\$0.00
24308-1000-52312-0000-001749-0000-00000-00000	Instruction-Life	\$57.00	\$57.00	\$0.00	\$0.00	\$0.00	\$0.00	\$57.00

24308-1000-52312-1010-001749-0000-00000-00000	Instruction-Life	\$0.00	\$0.00	\$15.78	\$15.78	\$115.72	\$131.50	(\$131.50)
24308-1000-52313-0000-001749-0000-00000-00000	Instruction-Dental	\$392.00	\$392.00	\$0.00	\$0.00	\$0.00	\$0.00	\$392.00
24308-1000-52313-1010-001749-0000-00000-00000	Instruction-Dental	\$0.00	\$0.00	\$49.08	\$49.08	\$163.60	\$212.68	(\$212.68)
24308-1000-52314-1010-001749-0000-00000-00000	Instruction-Vision	\$0.00	\$0.00	\$18.88	\$18.88	\$63.02	\$81.90	(\$81.90)
24308-1000-52500-0000-001749-0000-00000-00000	Instruction-Unemployment Compensation	\$90.00	\$90.00	\$0.00	\$0.00	\$0.00	\$0.00	\$90.00
24308-1000-52500-1010-001749-0000-00000-00000	Instruction-Unemployment Compensation	\$0.00	\$0.00	\$0.00	\$0.00	\$89.10	\$89.10	(\$89.10)
24308-1000-52710-0000-001749-0000-00000-00000	Instruction-Workers Compensation Premium	\$602.00	\$602.00	\$0.00	\$0.00	\$0.00	\$0.00	\$602.00
24308-1000-52720-0000-001749-0000-00000-00000	Instruction-Workers Compensation Employer's Fee	\$10.00	\$10.00	\$0.00	\$0.00	\$0.00	\$0.00	\$10.00
24308-1000-52720-1010-001749-0000-00000-00000	Instruction-Workers Compensation Employer's Fee	\$0.00	\$0.00	\$2.30	\$2.30	\$0.00	\$2.30	(\$2.30)
24308-1000-57332-1010-001749-0000-00000-00000	Instruction-Supply Assets (\$5,000 or Less)	\$68,932.00	\$68,932.00	\$0.00	\$0.00	\$0.00	\$0.00	\$68,932.00
<b>Sub Total</b>		<b>\$189,186.00</b>	<b>\$189,186.00</b>	<b>\$29,807.35</b>	<b>\$29,807.35</b>	<b>\$46,038.14</b>	<b>\$75,845.49</b>	<b>\$113,340.51</b>

<b>Primary Sort Element</b> 24308	<b>Secondary Sort Element</b> Function:2100 - Support Services-Students
--------------------------------------	--

Account Code	Description	Adopted Budget	Current Budget	Actuals	YTD Actuals	Encumbrance	Projected	YTD Available
24308-2100-51100-0000-001749-1211-00000-00000	Support Services-Students-Salaries Expense	\$37,492.00	\$37,492.00	\$0.00	\$0.00	\$0.00	\$0.00	\$37,492.00
24308-2100-51100-0000-001749-1218-00000-00000	Support Services-Students-Salaries Expense	\$0.00	\$0.00	\$6,748.44	\$6,748.44	\$29,524.32	\$36,272.76	(\$36,272.76)
24308-2100-51100-0000-001749-1511-00000-00000	Support Services-Students-Salaries Expense	\$0.00	\$0.00	\$0.00	\$0.00	\$0.00	\$0.00	\$0.00
24308-2100-51300-0000-001749-1211-00000-00000	Support Services-Students-Additional Compensation	\$38,600.00	\$38,600.00	\$2,000.00	\$2,000.00	\$0.00	\$2,000.00	\$36,600.00
24308-2100-51300-0000-001749-1214-00000-00000	Support Services-Students-Additional Compensation	\$0.00	\$0.00	\$3,000.00	\$3,000.00	\$0.00	\$3,000.00	(\$3,000.00)
24308-2100-51300-0000-001749-1217-00000-00000	Support Services-Students-Additional Compensation	\$0.00	\$0.00	\$1,000.00	\$1,000.00	\$0.00	\$1,000.00	(\$1,000.00)
24308-2100-51300-0000-001749-1218-00000-00000	Support Services-Students-Additional Compensation	\$0.00	\$0.00	\$4,000.00	\$4,000.00	\$0.00	\$4,000.00	(\$4,000.00)
24308-2100-51300-0000-001749-1511-00000-00000	Support Services-Students-Additional Compensation	\$0.00	\$0.00	\$1,000.00	\$1,000.00	\$0.00	\$1,000.00	(\$1,000.00)
24308-2100-52111-0000-001749-0000-00000-00000	Support Services-Students-Educational Retirement	\$11,143.00	\$11,143.00	\$1,022.40	\$1,022.40	\$4,585.60	\$5,608.00	\$5,535.00
24308-2100-52112-0000-001749-0000-00000-00000	Support Services-Students-ERA - Retiree Health	\$1,522.00	\$1,522.00	\$134.96	\$134.96	\$605.28	\$740.24	\$781.76
24308-2100-52210-0000-001749-0000-00000-00000	Support Services-Students-FICA Payments	\$4,719.00	\$4,719.00	\$1,031.24	\$1,031.24	\$1,555.82	\$2,587.06	\$2,131.94
24308-2100-52220-0000-001749-0000-00000-00000	0	\$1,104.00	\$1,104.00	\$241.18	\$241.18	\$363.93	\$605.11	\$498.89
24308-2100-52311-0000-001749-0000-00000-00000	Support Services-Students-Health and Medical	\$0.00	\$0.00	\$1,570.64	\$1,570.64	\$7,853.20	\$9,423.84	(\$9,423.84)
24308-2100-52312-0000-001749-0000-00000-00000	Support Services-Students-Life	\$57.00	\$57.00	\$10.52	\$10.52	\$110.46	\$120.98	(\$63.98)
24308-2100-52313-0000-001749-0000-00000-00000	Support Services-Students-Dental	\$0.00	\$0.00	\$102.64	\$102.64	\$513.20	\$615.84	(\$615.84)
24308-2100-52314-0000-001749-0000-00000-00000	Support Services-Students-Vision	\$0.00	\$0.00	\$0.00	\$0.00	\$0.00	\$0.00	\$0.00
24308-2100-52315-0000-001749-0000-00000-00000	Support Services-Students-Disability	\$0.00	\$0.00	\$15.96	\$15.96	\$79.80	\$95.76	(\$95.76)
24308-2100-52500-0000-001749-0000-00000-00000	Support Services-Students-Unemployment Compensation	\$90.00	\$90.00	\$22.28	\$22.28	\$78.44	\$100.72	(\$10.72)
24308-2100-52710-0000-001749-0000-00000-00000	Support Services-Students-Workers Compensation Premium	\$478.00	\$478.00	\$0.00	\$0.00	\$0.00	\$0.00	\$478.00
24308-2100-52720-0000-001749-0000-00000-00000	Support Services-Students-Workers Compensation Employer's Fee	\$10.00	\$10.00	\$2.30	\$2.30	\$0.00	\$2.30	\$7.70
<b>Sub Total</b>		<b>\$95,215.00</b>	<b>\$95,215.00</b>	<b>\$21,902.56</b>	<b>\$21,902.56</b>	<b>\$45,270.05</b>	<b>\$67,172.61</b>	<b>\$28,042.39</b>

<b>Primary Sort Element</b> 24308	<b>Secondary Sort Element</b> Function:2400 - Support Services-School Administration
--------------------------------------	---

Account Code	Description	Adopted Budget	Current Budget	Actuals	YTD Actuals	Encumbrance	Projected	YTD Available
24308-2400-51300-0000-001749-1217-00000-00000	Support Services-School Administration-Additional Compensation	\$0.00	\$0.00	\$1,000.00	\$1,000.00	\$0.00	\$1,000.00	(\$1,000.00)

24308-2400-52111-0000-001749-0000-00000-00000	Support Services-School Administration-Educational Retirement	\$0.00	\$0.00	\$0.00	\$0.00	\$0.00	\$0.00	\$0.00
24308-2400-52112-0000-001749-0000-00000-00000	Support Services-School Administration-ERA - Retiree Health	\$0.00	\$0.00	\$0.00	\$0.00	\$0.00	\$0.00	\$0.00
24308-2400-52210-0000-001749-0000-00000-00000	Support Services-School Administration-FICA Payments	\$0.00	\$0.00	\$62.00	\$62.00	\$0.00	\$62.00	(\$62.00)
24308-2400-52220-0000-001749-0000-00000-00000	Support Services-School Administration-Medicare Payments	\$0.00	\$0.00	\$14.50	\$14.50	\$0.00	\$14.50	(\$14.50)
24308-2400-52500-0000-001749-0000-00000-00000	Support Services-School Administration-Unemployment Compensation	\$0.00	\$0.00	\$0.00	\$0.00	\$0.00	\$0.00	\$0.00
<b>Sub Total</b>		<b>\$0.00</b>	<b>\$0.00</b>	<b>\$1,076.50</b>	<b>\$1,076.50</b>	<b>\$0.00</b>	<b>\$1,076.50</b>	<b>(\$1,076.50)</b>

**Primary Sort Element** 24308      **Secondary Sort Element** Function:2500 - Central Services

Account Code	Description	Adopted Budget	Current Budget	Actuals	YTD Actuals	Encumbrance	Projected	YTD Available
24308-2500-51300-0000-001749-1220-00000-00000	Central Services-Additional Compensation	\$0.00	\$0.00	\$1,000.00	\$1,000.00	\$0.00	\$1,000.00	(\$1,000.00)
24308-2500-52111-0000-001749-0000-00000-00000	Central Services-Educational Retirement	\$0.00	\$0.00	\$0.00	\$0.00	\$0.00	\$0.00	\$0.00
24308-2500-52112-0000-001749-0000-00000-00000	Central Services-ERA - Retiree Health	\$0.00	\$0.00	\$0.00	\$0.00	\$0.00	\$0.00	\$0.00
24308-2500-52210-0000-001749-0000-00000-00000	Central Services-FICA Payments	\$0.00	\$0.00	\$62.00	\$62.00	\$0.00	\$62.00	(\$62.00)
24308-2500-52220-0000-001749-0000-00000-00000	Central Services-Medicare Payments	\$0.00	\$0.00	\$14.50	\$14.50	\$0.00	\$14.50	(\$14.50)
24308-2500-52500-0000-001749-0000-00000-00000	Central Services-Unemployment Compensation	\$0.00	\$0.00	\$0.00	\$0.00	\$0.00	\$0.00	\$0.00
<b>Sub Total</b>		<b>\$0.00</b>	<b>\$0.00</b>	<b>\$1,076.50</b>	<b>\$1,076.50</b>	<b>\$0.00</b>	<b>\$1,076.50</b>	<b>(\$1,076.50)</b>

**Primary Sort Element** 24308      **Secondary Sort Element** Function:2600 - Operation & Maintenance of Plant

Account Code	Description	Adopted Budget	Current Budget	Actuals	YTD Actuals	Encumbrance	Projected	YTD Available
24308-2600-51300-0000-001749-1614-00000-00000	Operation & Maintenance of Plant-Additional Compensation	\$0.00	\$0.00	\$1,000.00	\$1,000.00	\$0.00	\$1,000.00	(\$1,000.00)
24308-2600-52111-0000-001749-0000-00000-00000	Operation & Maintenance of Plant-Educational Retirement	\$0.00	\$0.00	\$0.00	\$0.00	\$113.20	\$113.20	(\$113.20)
24308-2600-52112-0000-001749-0000-00000-00000	Operation & Maintenance of Plant-ERA - Retiree Health	\$0.00	\$0.00	\$0.00	\$0.00	\$14.90	\$14.90	(\$14.90)
24308-2600-52210-0000-001749-0000-00000-00000	Operation & Maintenance of Plant-FICA Payments	\$0.00	\$0.00	\$62.00	\$62.00	\$44.47	\$106.47	(\$106.47)
24308-2600-52220-0000-001749-0000-00000-00000	Operation & Maintenance of Plant-Medicare Payments	\$0.00	\$0.00	\$14.50	\$14.50	\$10.45	\$24.95	(\$24.95)
24308-2600-52500-0000-001749-0000-00000-00000	Operation & Maintenance of Plant-Unemployment Compensation	\$0.00	\$0.00	\$0.00	\$0.00	\$2.18	\$2.18	(\$2.18)
24308-2600-56118-0000-001749-0000-00000-00000	Operation & Maintenance of Plant-General Supplies and Materials	\$5,000.00	\$5,000.00	\$0.00	\$0.00	\$0.00	\$0.00	\$5,000.00
24308-2600-57332-0000-001749-0000-00000-00000	Operation & Maintenance of Plant-Supply Assets (\$5,000 or Less)	\$10,000.00	\$10,000.00	\$0.00	\$0.00	\$0.00	\$0.00	\$10,000.00
<b>Sub Total</b>		<b>\$15,000.00</b>	<b>\$15,000.00</b>	<b>\$1,076.50</b>	<b>\$1,076.50</b>	<b>\$185.20</b>	<b>\$1,261.70</b>	<b>\$13,738.30</b>

**Primary Sort Element** 27107      **Secondary Sort Element** Function:0000 - Revenue/Balance Sheet

Account Code	Description	Adopted Budget	Current Budget	Actuals	YTD Actuals	Encumbrance	Projected	YTD Available
27107-0000-43202-0000-001749-0000-00000-00000	State Flow-through Grant	(\$3,071.00)	(\$3,071.00)	\$0.00	\$0.00	\$0.00	\$0.00	(\$3,071.00)
<b>Sub Total</b>		<b>(\$3,071.00)</b>	<b>(\$3,071.00)</b>	<b>\$0.00</b>	<b>\$0.00</b>	<b>\$0.00</b>	<b>\$0.00</b>	<b>(\$3,071.00)</b>

**Primary Sort Element** 27107      **Secondary Sort Element** Function:2200 - Support Services-Instruction

Account Code	Description	Adopted Budget	Current Budget	Actuals	YTD Actuals	Encumbrance	Projected	YTD Available
27107-2200-56114-0000-001749-0000-00000-00000	Support Services-Instruction-Library And Audio-Visual	\$3,071.00	\$3,071.00	\$0.00	\$0.00	\$0.00	\$0.00	\$3,071.00
<b>Sub Total</b>		<b>\$3,071.00</b>	<b>\$3,071.00</b>	<b>\$0.00</b>	<b>\$0.00</b>	<b>\$0.00</b>	<b>\$0.00</b>	<b>\$3,071.00</b>

Primary Sort Element		Secondary Sort Element						
27109		Function:0000 - Revenue/Balance Sheet						
Account Code	Description	Adopted Budget	Current Budget	Actuals	YTD Actuals	Encumbrance	Projected	YTD Available
27109-0000-11012-0000-001749-0000-00000-00000	Cash	\$0.00	\$0.00	\$0.18	\$0.18	\$0.00	\$0.18	(\$0.18)
27109-0000-32300-0000-001749-0000-00000-00000	Unreserved Fund Balance	\$0.00	\$0.00	(\$0.18)	(\$0.18)	\$0.00	(\$0.18)	\$0.18
<b>Sub Total</b>		<b>\$0.00</b>	<b>\$0.00</b>	<b>\$0.00</b>	<b>\$0.00</b>	<b>\$0.00</b>	<b>\$0.00</b>	<b>\$0.00</b>
Primary Sort Element		Secondary Sort Element						
27126		Function:0000 - Revenue/Balance Sheet						
Account Code	Description	Adopted Budget	Current Budget	Actuals	YTD Actuals	Encumbrance	Projected	YTD Available
27126-0000-11012-0000-001749-0000-00000-00000	Cash	\$0.00	\$0.00	(\$4,115.48)	(\$4,115.48)	\$0.00	(\$4,115.48)	\$4,115.48
27126-0000-23011-0000-001749-0000-00000-00000	Accrued Salaries and Benefits	\$0.00	\$0.00	\$0.00	\$0.00	\$0.00	\$0.00	\$0.00
27126-0000-23141-0000-001749-0000-00000-00000	Federal Income Tax	\$0.00	\$0.00	\$0.00	\$0.00	\$0.00	\$0.00	\$0.00
27126-0000-23142-0000-001749-0000-00000-00000	State Income Tax	\$0.00	\$0.00	\$0.00	\$0.00	\$0.00	\$0.00	\$0.00
27126-0000-23143-0000-001749-0000-00000-00000	FICA	\$0.00	\$0.00	\$0.00	\$0.00	\$0.00	\$0.00	\$0.00
27126-0000-23144-0000-001749-0000-00000-00000	Medicare (Employee)	\$0.00	\$0.00	\$0.00	\$0.00	\$0.00	\$0.00	\$0.00
27126-0000-23148-0000-001749-0000-00000-00000	Direct Deposit	\$0.00	\$0.00	\$0.00	\$0.00	\$0.00	\$0.00	\$0.00
27126-0000-23154-0000-001749-0000-00000-00000	Medicare (Employer)	\$0.00	\$0.00	\$0.00	\$0.00	\$0.00	\$0.00	\$0.00
27126-0000-23224-0000-001749-0000-00000-00000	Education Retirement	\$0.00	\$0.00	\$0.00	\$0.00	\$0.00	\$0.00	\$0.00
27126-0000-23225-0000-001749-0000-00000-00000	Health Insurance	\$0.00	\$0.00	(\$2.63)	(\$2.63)	\$0.00	(\$2.63)	\$2.63
27126-0000-23226-0000-001749-0000-00000-00000	Unemployment Insurance	\$0.00	\$0.00	(\$2.80)	(\$2.80)	\$0.00	(\$2.80)	\$2.80
27126-0000-23227-0000-001749-0000-00000-00000	Workers Comensation	\$0.00	\$0.00	\$0.00	\$0.00	\$0.00	\$0.00	\$0.00
27126-0000-23245-0000-001749-0000-00000-00000	Retiree Health Care	\$0.00	\$0.00	(\$76.18)	(\$76.18)	\$0.00	(\$76.18)	\$76.18
27126-0000-32013-0000-001749-0000-00000-00000	Reserve for Encumbrances	\$0.00	\$0.00	\$0.00	\$0.00	(\$30,165.72)	(\$30,165.72)	\$30,165.72
27126-0000-41924-0000-001749-0000-00000-00000		(\$50,000.00)	(\$50,000.00)	\$0.00	\$0.00	\$0.00	\$0.00	(\$50,000.00)
<b>Sub Total</b>		<b>(\$50,000.00)</b>	<b>(\$50,000.00)</b>	<b>(\$4,197.09)</b>	<b>(\$4,197.09)</b>	<b>(\$30,165.72)</b>	<b>(\$34,362.81)</b>	<b>(\$15,637.19)</b>
Primary Sort Element		Secondary Sort Element						
27126		Function:2100 - Support Services-Students						
Account Code	Description	Adopted Budget	Current Budget	Actuals	YTD Actuals	Encumbrance	Projected	YTD Available
27126-2100-51100-0000-001749-1211-00000-00000	Support Services-Students-Salaries Expense	\$17,500.00	\$17,500.00	\$3,349.04	\$3,349.04	\$16,082.78	\$19,431.82	(\$1,931.82)
27126-2100-52111-0000-001749-0000-00000-00000	Support Services-Students-Educational Retirement	\$2,651.00	\$2,651.00	\$507.38	\$507.38	\$2,436.65	\$2,944.03	(\$293.03)
27126-2100-52112-0000-001749-0000-00000-00000	Support Services-Students-ERA - Retiree Health	\$350.00	\$350.00	\$66.98	\$66.98	\$321.65	\$388.63	(\$38.63)
27126-2100-52210-0000-001749-0000-00000-00000	Support Services-Students-FICA Payments	\$1,086.00	\$1,086.00	\$207.64	\$207.64	\$997.08	\$1,204.72	(\$118.72)
27126-2100-52220-0000-001749-0000-00000-00000	Support Services-Students-Medicare Payments	\$254.00	\$254.00	\$48.57	\$48.57	\$233.31	\$281.88	(\$27.88)
27126-2100-52311-0000-001749-0000-00000-00000	Support Services-Students-Health and Medical	\$6,475.00	\$6,475.00	\$0.00	\$0.00	\$0.00	\$0.00	\$6,475.00
27126-2100-52312-0000-001749-0000-00000-00000	Support Services-Students-Life	\$60.00	\$60.00	\$5.26	\$5.26	\$55.23	\$60.49	(\$0.49)
27126-2100-52313-0000-001749-0000-00000-00000	Support Services-Students-Dental	\$209.00	\$209.00	\$0.00	\$0.00	\$0.00	\$0.00	\$209.00
27126-2100-52314-0000-001749-0000-00000-00000	Support Services-Students-Vision	\$210.00	\$210.00	\$0.00	\$0.00	\$0.00	\$0.00	\$210.00
27126-2100-52315-0000-001749-0000-00000-00000	Support Services-Students-Disability	\$150.00	\$150.00	\$0.00	\$0.00	\$0.00	\$0.00	\$150.00
27126-2100-52500-0000-001749-0000-00000-00000	Support Services-Students-Unemployment Compensation	\$50.00	\$50.00	\$11.07	\$11.07	\$39.02	\$50.09	(\$0.09)
27126-2100-52710-0000-001749-0000-00000-00000	Support Services-Students-Workers Compensation Premium	\$5.00	\$5.00	\$0.00	\$0.00	\$0.00	\$0.00	\$5.00
27126-2100-52720-0000-001749-0000-00000-00000	Support Services-Students-Workers Compensation Employer's Fee	\$0.00	\$0.00	\$1.15	\$1.15	\$0.00	\$1.15	(\$1.15)



27126-2100-53330-0000-001749-0000-00000-00000	Support Services-Students-Professional Development	\$5,000.00	\$5,000.00	\$0.00	\$0.00	\$0.00	\$0.00	\$5,000.00
27126-2100-53711-0000-001749-0000-00000-00000	Support Services-Students-Other Charges	\$6,000.00	\$6,000.00	\$0.00	\$0.00	\$0.00	\$0.00	\$6,000.00
27126-2100-55915-0000-001749-0000-00000-00000	Support Services-Students-Other Contract Services	\$10,000.00	\$10,000.00	\$0.00	\$0.00	\$10,000.00	\$10,000.00	\$0.00
<b>Sub Total</b>		<b>\$50,000.00</b>	<b>\$50,000.00</b>	<b>\$4,197.09</b>	<b>\$4,197.09</b>	<b>\$30,165.72</b>	<b>\$34,362.81</b>	<b>\$15,637.19</b>

<b>Primary Sort Element</b>	<b>Secondary Sort Element</b>
27502	Function:0000 - Revenue/Balance Sheet

Account Code	Description	Adopted Budget	Current Budget	Actuals	YTD Actuals	Encumbrance	Projected	YTD Available
27502-0000-11012-0000-001749-0000-00000-00000	Cash	\$0.00	\$0.00	(\$1,916.57)	(\$1,916.57)	\$0.00	(\$1,916.57)	\$1,916.57
27502-0000-23011-0000-001749-0000-00000-00000	Accrued Salaries and Benefits	\$0.00	\$0.00	\$0.00	\$0.00	\$0.00	\$0.00	\$0.00
27502-0000-23141-0000-001749-0000-00000-00000	Federal Income Tax	\$0.00	\$0.00	\$0.00	\$0.00	\$0.00	\$0.00	\$0.00
27502-0000-23142-0000-001749-0000-00000-00000	State Income Tax	\$0.00	\$0.00	\$0.00	\$0.00	\$0.00	\$0.00	\$0.00
27502-0000-23143-0000-001749-0000-00000-00000	FICA	\$0.00	\$0.00	\$0.00	\$0.00	\$0.00	\$0.00	\$0.00
27502-0000-23144-0000-001749-0000-00000-00000	Medicare (Employee)	\$0.00	\$0.00	\$0.00	\$0.00	\$0.00	\$0.00	\$0.00
27502-0000-23148-0000-001749-0000-00000-00000	Direct Deposit	\$0.00	\$0.00	\$0.00	\$0.00	\$0.00	\$0.00	\$0.00
27502-0000-23154-0000-001749-0000-00000-00000	Medicare (Employer)	\$0.00	\$0.00	\$0.00	\$0.00	\$0.00	\$0.00	\$0.00
27502-0000-23224-0000-001749-0000-00000-00000	Education Retirement	\$0.00	\$0.00	\$0.00	\$0.00	\$0.00	\$0.00	\$0.00
27502-0000-23226-0000-001749-0000-00000-00000	Unemployment Insurance	\$0.00	\$0.00	(\$2.59)	(\$2.59)	\$0.00	(\$2.59)	\$2.59
27502-0000-23245-0000-001749-0000-00000-00000	Retiree Health Care	\$0.00	\$0.00	(\$47.14)	(\$47.14)	\$0.00	(\$47.14)	\$47.14
27502-0000-32013-0000-001749-0000-00000-00000	Reserve for Encumbrances	\$0.00	\$0.00	\$0.00	\$0.00	(\$18,718.08)	(\$18,718.08)	\$18,718.08
27502-0000-32300-0000-001749-0000-00000-00000	Unreserved Fund Balance	\$0.00	\$0.00	\$28,133.95	\$28,133.95	\$0.00	\$28,133.95	(\$28,133.95)
27502-0000-41924-0000-001749-0000-00000-00000		(\$21,222.00)	(\$21,222.00)	(\$28,133.95)	(\$28,133.95)	\$0.00	(\$28,133.95)	\$6,911.95
<b>Sub Total</b>		<b>(\$21,222.00)</b>	<b>(\$21,222.00)</b>	<b>(\$1,966.30)</b>	<b>(\$1,966.30)</b>	<b>(\$18,718.08)</b>	<b>(\$20,684.38)</b>	<b>(\$537.62)</b>

<b>Primary Sort Element</b>	<b>Secondary Sort Element</b>
27502	Function:1000 - Instruction

Account Code	Description	Adopted Budget	Current Budget	Actuals	YTD Actuals	Encumbrance	Projected	YTD Available
27502-1000-55915-1010-001749-0000-00000-00000	other contracted services	\$5,000.00	\$5,000.00	\$0.00	\$0.00	\$0.00	\$0.00	\$5,000.00
27502-1000-56118-1010-001749-0000-00000-00000	supplies and materials	\$3,348.00	\$3,348.00	\$0.00	\$0.00	\$0.00	\$0.00	\$3,348.00
27502-1000-57331-1010-001749-0000-00000-00000	supply assets more than \$5000	\$12,874.00	\$12,874.00	\$0.00	\$0.00	\$0.00	\$0.00	\$12,874.00
<b>Sub Total</b>		<b>\$21,222.00</b>	<b>\$21,222.00</b>	<b>\$0.00</b>	<b>\$0.00</b>	<b>\$0.00</b>	<b>\$0.00</b>	<b>\$21,222.00</b>

<b>Primary Sort Element</b>	<b>Secondary Sort Element</b>
27502	Function:2100 - Support Services-Students

Account Code	Description	Adopted Budget	Current Budget	Actuals	YTD Actuals	Encumbrance	Projected	YTD Available
27502-2100-51100-0000-001749-1211-00000-00000	Support Services-Students-Salaries Expense	\$0.00	\$0.00	\$1,571.42	\$1,571.42	\$14,928.55	\$16,499.97	(\$16,499.97)
27502-2100-52111-0000-001749-0000-00000-00000	Support Services-Students-Educational Retirement	\$0.00	\$0.00	\$238.08	\$238.08	\$2,261.67	\$2,499.75	(\$2,499.75)
27502-2100-52112-0000-001749-0000-00000-00000	Support Services-Students-ERA - Retiree Health	\$0.00	\$0.00	\$31.42	\$31.42	\$298.48	\$329.90	(\$329.90)
27502-2100-52210-0000-001749-0000-00000-00000	Support Services-Students-FICA Payments	\$0.00	\$0.00	\$97.42	\$97.42	\$925.64	\$1,023.06	(\$1,023.06)
27502-2100-52220-0000-001749-0000-00000-00000	Support Services-Students-Medicare Payments	\$0.00	\$0.00	\$22.78	\$22.78	\$216.40	\$239.18	(\$239.18)
27502-2100-52312-0000-001749-0000-00000-00000	Support Services-Students-Life	\$0.00	\$0.00	\$0.00	\$0.00	\$51.24	\$51.24	(\$51.24)
27502-2100-52500-0000-001749-0000-00000-00000	Support Services-Students-Unemployment Compensation	\$0.00	\$0.00	\$5.18	\$5.18	\$36.10	\$41.28	(\$41.28)
27502-2100-52720-0000-001749-0000-00000-00000	Support Services-Students-Workers Compensation Employer's Fee	\$0.00	\$0.00	\$0.00	\$0.00	\$0.00	\$0.00	\$0.00
<b>Sub Total</b>		<b>\$0.00</b>	<b>\$0.00</b>	<b>\$1,966.30</b>	<b>\$1,966.30</b>	<b>\$18,718.08</b>	<b>\$20,684.38</b>	<b>(\$20,684.38)</b>

<b>Primary Sort Element</b>	<b>Secondary Sort Element</b>
29102	Function:0000 - Revenue/Balance Sheet

Account Code	Description	Adopted Budget	Current Budget	Actuals	YTD Actuals	Encumbrance	Projected	YTD Available
29102-0000-11012-0000-001749-0000-00000-00000	Cash	\$0.00	\$0.00	\$69,027.06	\$69,027.06	\$0.00	\$69,027.06	(\$69,027.06)
29102-0000-21011-0000-001749-0000-00000-00000	Accounts Payable	\$0.00	\$0.00	(\$641.00)	(\$641.00)	\$0.00	(\$641.00)	\$641.00
29102-0000-32013-0000-001749-0000-00000-00000	Reserve for Encumbrances	\$0.00	\$0.00	\$0.00	\$0.00	(\$1,349.15)	(\$1,349.15)	\$1,349.15
29102-0000-32300-0000-001749-0000-00000-00000	Unreserved Fund Balance	(\$70,203.00)	(\$70,203.00)	(\$71,504.34)	(\$71,504.34)	\$0.00	(\$71,504.34)	\$1,301.34
<b>Sub Total</b>		<b>(\$70,203.00)</b>	<b>(\$70,203.00)</b>	<b>(\$3,118.28)</b>	<b>(\$3,118.28)</b>	<b>(\$1,349.15)</b>	<b>(\$4,467.43)</b>	<b>(\$65,735.57)</b>

**Primary Sort Element** 29102      **Secondary Sort Element** Function:1000 - Instruction

Account Code	Description	Adopted Budget	Current Budget	Actuals	YTD Actuals	Encumbrance	Projected	YTD Available
29102-1000-56118-1010-001749-0000-00000-00000	Instruction-General Supplies and Materials	\$3,896.00	\$3,896.00	\$3,102.49	\$3,102.49	\$1,349.15	\$4,451.64	(\$555.64)
29102-1000-57332-1010-001749-0000-00000-00000	Instruction-Supply Assets (\$5,000 or Less)	\$1,446.00	\$1,446.00	\$0.00	\$0.00	\$0.00	\$0.00	\$1,446.00
<b>Sub Total</b>		<b>\$5,342.00</b>	<b>\$5,342.00</b>	<b>\$3,102.49</b>	<b>\$3,102.49</b>	<b>\$1,349.15</b>	<b>\$4,451.64</b>	<b>\$890.36</b>

**Primary Sort Element** 29102      **Secondary Sort Element** Function:2400 - Support Services-School Administration

Account Code	Description	Adopted Budget	Current Budget	Actuals	YTD Actuals	Encumbrance	Projected	YTD Available
29102-2400-53330-0000-001749-0000-00000-00000	Support Services-School Administration-Professional Development	\$17,104.00	\$17,104.00	\$0.00	\$0.00	\$0.00	\$0.00	\$17,104.00
29102-2400-53414-0000-001749-0000-00000-00000	Support Services-School Administration-Other Services	\$3,257.00	\$3,257.00	\$0.00	\$0.00	\$0.00	\$0.00	\$3,257.00
29102-2400-53711-0000-001749-0000-00000-00000	Support Services-School Administration-Other Charges	\$12,000.00	\$12,000.00	\$0.00	\$0.00	\$0.00	\$0.00	\$12,000.00
29102-2400-55915-0000-001749-0000-00000-00000	Support Services-School Administration-Other Contract Services	\$15,000.00	\$15,000.00	\$0.00	\$0.00	\$0.00	\$0.00	\$15,000.00
29102-2400-56118-0000-001749-0000-00000-00000	Support Services-School Administration-General Supplies and Materials	\$17,500.00	\$17,500.00	\$15.79	\$15.79	\$0.00	\$15.79	\$17,484.21
<b>Sub Total</b>		<b>\$64,861.00</b>	<b>\$64,861.00</b>	<b>\$15.79</b>	<b>\$15.79</b>	<b>\$0.00</b>	<b>\$15.79</b>	<b>\$64,845.21</b>

**Primary Sort Element** 29114      **Secondary Sort Element** Function:0000 - Revenue/Balance Sheet

Account Code	Description	Adopted Budget	Current Budget	Actuals	YTD Actuals	Encumbrance	Projected	YTD Available
29114-0000-11012-0000-001749-0000-00000-00000	Cash	\$0.00	\$0.00	\$1,106.15	\$1,106.15	\$0.00	\$1,106.15	(\$1,106.15)
29114-0000-32300-0000-001749-0000-00000-00000	Unreserved Fund Balance	(\$1,106.00)	(\$1,106.00)	(\$1,106.15)	(\$1,106.15)	\$0.00	(\$1,106.15)	\$0.15
<b>Sub Total</b>		<b>(\$1,106.00)</b>	<b>(\$1,106.00)</b>	<b>\$0.00</b>	<b>\$0.00</b>	<b>\$0.00</b>	<b>\$0.00</b>	<b>(\$1,106.00)</b>

**Primary Sort Element** 29114      **Secondary Sort Element** Function:2400 - Support Services-School Administration

Account Code	Description	Adopted Budget	Current Budget	Actuals	YTD Actuals	Encumbrance	Projected	YTD Available
29114-2400-53330-0000-001749-0000-00000-00000	Professional Development	\$1,106.00	\$1,106.00	\$0.00	\$0.00	\$0.00	\$0.00	\$1,106.00
<b>Sub Total</b>		<b>\$1,106.00</b>	<b>\$1,106.00</b>	<b>\$0.00</b>	<b>\$0.00</b>	<b>\$0.00</b>	<b>\$0.00</b>	<b>\$1,106.00</b>

**Primary Sort Element** 31200      **Secondary Sort Element** Function:0000 - Revenue/Balance Sheet

Account Code	Description	Adopted Budget	Current Budget	Actuals	YTD Actuals	Encumbrance	Projected	YTD Available
31200-0000-11012-0000-001749-0000-00000-00000	Cash	\$0.00	\$0.00	\$0.00	\$0.00	\$0.00	\$0.00	\$0.00
31200-0000-32013-0000-001749-0000-00000-00000	Reserve for Encumbrances	\$0.00	\$0.00	\$0.00	\$0.00	(\$194,097.65)	(\$194,097.65)	\$194,097.65
31200-0000-32300-0000-001749-0000-00000-00000	Unreserved Fund Balance	\$0.00	\$0.00	\$0.00	\$0.00	\$0.00	\$0.00	\$0.00
<b>Sub Total</b>		<b>\$0.00</b>	<b>\$0.00</b>	<b>\$0.00</b>	<b>\$0.00</b>	<b>(\$194,097.65)</b>	<b>(\$194,097.65)</b>	<b>\$194,097.65</b>

**Primary Sort Element** 31200      **Secondary Sort Element** Function:4000 - Capital Outlay

Account Code	Description	Adopted Budget	Current Budget	Actuals	YTD Actuals	Encumbrance	Projected	YTD Available
31200-4000-54640-0000-001749-0000-00000-00000	Capital Outlay-Rentals - Lease to Purchase	\$0.00	\$0.00	\$0.00	\$0.00	\$194,097.65	\$194,097.65	(\$194,097.65)
<b>Sub Total</b>		<b>\$0.00</b>	<b>\$0.00</b>	<b>\$0.00</b>	<b>\$0.00</b>	<b>\$194,097.65</b>	<b>\$194,097.65</b>	<b>(\$194,097.65)</b>
<b>Primary Sort Element</b> 31400	<b>Secondary Sort Element</b> Function:0000 - Revenue/Balance Sheet							
Account Code	Description	Adopted Budget	Current Budget	Actuals	YTD Actuals	Encumbrance	Projected	YTD Available
31400-0000-11012-0000-001749-0000-00000-00000	Cash	\$0.00	\$0.00	\$0.00	\$0.00	\$0.00	\$0.00	\$0.00
31400-0000-32013-0000-001749-0000-00000-00000	Reserve for Encumbrances	\$0.00	\$0.00	\$0.00	\$0.00	(\$48,866.12)	(\$48,866.12)	\$48,866.12
31400-0000-32300-0000-001749-0000-00000-00000	Unreserved Fund Balance	\$0.00	\$0.00	\$28,233.30	\$28,233.30	\$0.00	\$28,233.30	(\$28,233.30)
31400-0000-43202-0000-001749-0000-00000-00000	State Flow-through Grants	(\$100,000.00)	(\$100,000.00)	\$0.00	\$0.00	\$0.00	\$0.00	(\$100,000.00)
31400-0000-43204-0000-001749-0000-00000-00000	Prior Year Balances	(\$24,980.00)	(\$24,980.00)	(\$28,233.30)	(\$28,233.30)	\$0.00	(\$28,233.30)	\$3,253.30
<b>Sub Total</b>		<b>(\$124,980.00)</b>	<b>(\$124,980.00)</b>	<b>\$0.00</b>	<b>\$0.00</b>	<b>(\$48,866.12)</b>	<b>(\$48,866.12)</b>	<b>(\$76,113.88)</b>
<b>Primary Sort Element</b> 31400	<b>Secondary Sort Element</b> Function:4000 - Capital Outlay							
Account Code	Description	Adopted Budget	Current Budget	Actuals	YTD Actuals	Encumbrance	Projected	YTD Available
31400-4000-57112-0000-001749-0000-00000-00000	Land Improvements	\$73,512.00	\$73,512.00	\$0.00	\$0.00	\$48,866.12	\$48,866.12	\$24,645.88
31400-4000-57332-0000-001749-0000-00000-00000	Capital Outlay-Supply Assets (\$5,000 or Less)	\$51,468.00	\$51,468.00	\$0.00	\$0.00	\$0.00	\$0.00	\$51,468.00
<b>Sub Total</b>		<b>\$124,980.00</b>	<b>\$124,980.00</b>	<b>\$0.00</b>	<b>\$0.00</b>	<b>\$48,866.12</b>	<b>\$48,866.12</b>	<b>\$76,113.88</b>
<b>Primary Sort Element</b> 31600	<b>Secondary Sort Element</b> Function:0000 - Revenue/Balance Sheet							
Account Code	Description	Adopted Budget	Current Budget	Actuals	YTD Actuals	Encumbrance	Projected	YTD Available
31600-0000-11012-0000-001749-0000-00000-00000	Cash	\$0.00	\$0.00	\$61,866.94	\$61,866.94	\$0.00	\$61,866.94	(\$61,866.94)
31600-0000-21011-0000-001749-0000-00000-00000	Accounts Payable	\$0.00	\$0.00	\$0.00	\$0.00	\$0.00	\$0.00	\$0.00
31600-0000-32013-0000-001749-0000-00000-00000	Reserve for Encumbrances	\$0.00	\$0.00	\$0.00	\$0.00	(\$141,004.09)	(\$141,004.09)	\$141,004.09
31600-0000-32300-0000-001749-0000-00000-00000	Unreserved Fund Balance	(\$169,481.00)	(\$169,481.00)	(\$208,896.36)	(\$208,896.36)	\$0.00	(\$208,896.36)	\$39,415.36
31600-0000-41110-0000-001749-0000-00000-00000	Ad Valorem Taxes - School District	(\$198,886.00)	(\$198,886.00)	(\$6,474.56)	(\$6,474.56)	\$0.00	(\$6,474.56)	(\$192,411.44)
<b>Sub Total</b>		<b>(\$368,367.00)</b>	<b>(\$368,367.00)</b>	<b>(\$153,503.98)</b>	<b>(\$153,503.98)</b>	<b>(\$141,004.09)</b>	<b>(\$294,508.07)</b>	<b>(\$73,858.93)</b>
<b>Primary Sort Element</b> 31600	<b>Secondary Sort Element</b> Function:2300 - Support Services-General Administration							
Account Code	Description	Adopted Budget	Current Budget	Actuals	YTD Actuals	Encumbrance	Projected	YTD Available
31600-2300-53712-0000-001749-0000-00000-00000	Support Services-General Administration-County Tax Collection Costs	\$2,500.00	\$2,500.00	\$64.74	\$64.74	\$0.00	\$64.74	\$2,435.26
<b>Sub Total</b>		<b>\$2,500.00</b>	<b>\$2,500.00</b>	<b>\$64.74</b>	<b>\$64.74</b>	<b>\$0.00</b>	<b>\$64.74</b>	<b>\$2,435.26</b>
<b>Primary Sort Element</b> 31600	<b>Secondary Sort Element</b> Function:4000 - Capital Outlay							
Account Code	Description	Adopted Budget	Current Budget	Actuals	YTD Actuals	Encumbrance	Projected	YTD Available
31600-4000-54500-0000-001749-0000-00000-00000	Capital Outlay-Construction Services	\$47,101.00	\$47,101.00	\$0.00	\$0.00	\$27,519.65	\$27,519.65	\$19,581.35
31600-4000-54640-0000-001749-0000-00000-00000	Capital Outlay-Rentals - Lease to Purchase	\$318,766.00	\$318,766.00	\$153,439.24	\$153,439.24	\$113,484.44	\$266,923.68	\$51,842.32
<b>Sub Total</b>		<b>\$365,867.00</b>	<b>\$365,867.00</b>	<b>\$153,439.24</b>	<b>\$153,439.24</b>	<b>\$141,004.09</b>	<b>\$294,443.33</b>	<b>\$71,423.67</b>
<b>Primary Sort Element</b> 31700	<b>Secondary Sort Element</b> Function:0000 - Revenue/Balance Sheet							
Account Code	Description	Adopted Budget	Current Budget	Actuals	YTD Actuals	Encumbrance	Projected	YTD Available
31700-0000-11012-0000-001749-0000-00000-00000	Cash	\$0.00	\$0.00	(\$10,529.52)	(\$10,529.52)	\$0.00	(\$10,529.52)	\$10,529.52
31700-0000-21011-0000-001749-0000-00000-00000	Accounts Payable	\$0.00	\$0.00	\$0.00	\$0.00	\$0.00	\$0.00	\$0.00

31700-0000-32013-0000-001749-0000-00000-00000	Reserve for Encumbrances	\$0.00	\$0.00	\$0.00	\$0.00	\$0.00	\$0.00	\$0.00
31700-0000-32300-0000-001749-0000-00000-00000	Unreserved Fund Balance	\$0.00	\$0.00	\$11,928.19	\$11,928.19	\$0.00	\$11,928.19	(\$11,928.19)
31700-0000-43204-0000-001749-0000-00000-00000	Prior Year Balances	(\$43,290.00)	(\$43,290.00)	(\$11,928.19)	(\$11,928.19)	\$0.00	(\$11,928.19)	(\$31,361.81)
<b>Sub Total</b>		<b>(\$43,290.00)</b>	<b>(\$43,290.00)</b>	<b>(\$10,529.52)</b>	<b>(\$10,529.52)</b>	<b>\$0.00</b>	<b>(\$10,529.52)</b>	<b>(\$32,760.48)</b>
<b>Primary Sort Element</b> 31700	<b>Secondary Sort Element</b> Function:4000 - Capital Outlay							
<b>Account Code</b>	<b>Description</b>	<b>Adopted Budget</b>	<b>Current Budget</b>	<b>Actuals</b>	<b>YTD Actuals</b>	<b>Encumbrance</b>	<b>Projected</b>	<b>YTD Available</b>
31700-4000-57332-0000-001749-0000-00000-00000	Capital Outlay-Supply Assets (\$5,000 or Less)	\$43,290.00	\$43,290.00	\$10,529.52	\$10,529.52	\$0.00	\$10,529.52	\$32,760.48
<b>Sub Total</b>		<b>\$43,290.00</b>	<b>\$43,290.00</b>	<b>\$10,529.52</b>	<b>\$10,529.52</b>	<b>\$0.00</b>	<b>\$10,529.52</b>	<b>\$32,760.48</b>
<b>Primary Sort Element</b> 31701	<b>Secondary Sort Element</b> Function:0000 - Revenue/Balance Sheet							
<b>Account Code</b>	<b>Description</b>	<b>Adopted Budget</b>	<b>Current Budget</b>	<b>Actuals</b>	<b>YTD Actuals</b>	<b>Encumbrance</b>	<b>Projected</b>	<b>YTD Available</b>
31701-0000-11012-0000-001749-0000-00000-00000	Cash	\$0.00	\$0.00	\$629,585.38	\$629,585.38	\$0.00	\$629,585.38	(\$629,585.38)
31701-0000-32013-0000-001749-0000-00000-00000	Reserve for Encumbrances	\$0.00	\$0.00	\$0.00	\$0.00	(\$7,714.53)	(\$7,714.53)	\$7,714.53
31701-0000-32300-0000-001749-0000-00000-00000	Unreserved Fund	(\$623,127.00)	(\$623,127.00)	(\$626,367.36)	(\$626,367.36)	\$0.00	(\$626,367.36)	\$3,240.36
31701-0000-41110-0000-001749-0000-00000-00000	Ad Valorem Taxes	(\$100,720.00)	(\$100,720.00)	(\$3,250.49)	(\$3,250.49)	\$0.00	(\$3,250.49)	(\$97,469.51)
<b>Sub Total</b>		<b>(\$723,847.00)</b>	<b>(\$723,847.00)</b>	<b>(\$32.47)</b>	<b>(\$32.47)</b>	<b>(\$7,714.53)</b>	<b>(\$7,747.00)</b>	<b>(\$716,100.00)</b>
<b>Primary Sort Element</b> 31701	<b>Secondary Sort Element</b> Function:2300 - Support Services-General Administration							
<b>Account Code</b>	<b>Description</b>	<b>Adopted Budget</b>	<b>Current Budget</b>	<b>Actuals</b>	<b>YTD Actuals</b>	<b>Encumbrance</b>	<b>Projected</b>	<b>YTD Available</b>
31701-2300-53712-0000-001749-0000-00000-00000	County Collection Costs	\$1,500.00	\$1,500.00	\$32.47	\$32.47	\$0.00	\$32.47	\$1,467.53
<b>Sub Total</b>		<b>\$1,500.00</b>	<b>\$1,500.00</b>	<b>\$32.47</b>	<b>\$32.47</b>	<b>\$0.00</b>	<b>\$32.47</b>	<b>\$1,467.53</b>
<b>Primary Sort Element</b> 31701	<b>Secondary Sort Element</b> Function:4000 - Capital Outlay							
<b>Account Code</b>	<b>Description</b>	<b>Adopted Budget</b>	<b>Current Budget</b>	<b>Actuals</b>	<b>YTD Actuals</b>	<b>Encumbrance</b>	<b>Projected</b>	<b>YTD Available</b>
31701-4000-57332-0000-001749-0000-00000-00000	Capital Outlay -Supply Assets (\$5,000 or Less)	\$722,347.00	\$722,347.00	\$0.00	\$0.00	\$7,714.53	\$7,714.53	\$714,632.47
<b>Sub Total</b>		<b>\$722,347.00</b>	<b>\$722,347.00</b>	<b>\$0.00</b>	<b>\$0.00</b>	<b>\$7,714.53</b>	<b>\$7,714.53</b>	<b>\$714,632.47</b>
<b>Primary Sort Element</b> 31703	<b>Secondary Sort Element</b> Function:0000 - Revenue/Balance Sheet							
<b>Account Code</b>	<b>Description</b>	<b>Adopted Budget</b>	<b>Current Budget</b>	<b>Actuals</b>	<b>YTD Actuals</b>	<b>Encumbrance</b>	<b>Projected</b>	<b>YTD Available</b>
31703-0000-11012-0000-001749-0000-00000-00000	Cash	\$0.00	\$0.00	\$7,231.00	\$7,231.00	\$0.00	\$7,231.00	(\$7,231.00)
31703-0000-32300-0000-001749-0000-00000-00000	Unreserved Fund Balance	(\$7,231.00)	(\$7,231.00)	(\$7,231.00)	(\$7,231.00)	\$0.00	(\$7,231.00)	\$0.00
31703-0000-43202-0000-001749-0000-00000-00000	State Flow-through Grant	(\$7,102.00)	(\$7,102.00)	\$0.00	\$0.00	\$0.00	\$0.00	(\$7,102.00)
<b>Sub Total</b>		<b>(\$14,333.00)</b>	<b>(\$14,333.00)</b>	<b>\$0.00</b>	<b>\$0.00</b>	<b>\$0.00</b>	<b>\$0.00</b>	<b>(\$14,333.00)</b>
<b>Primary Sort Element</b> 31703	<b>Secondary Sort Element</b> Function:4000 - Capital Outlay							
<b>Account Code</b>	<b>Description</b>	<b>Adopted Budget</b>	<b>Current Budget</b>	<b>Actuals</b>	<b>YTD Actuals</b>	<b>Encumbrance</b>	<b>Projected</b>	<b>YTD Available</b>
31703-4000-57332-0000-001749-0000-00000-00000	Capital Outlay-Supply Assets (\$5,000 or Less)	\$14,333.00	\$14,333.00	\$0.00	\$0.00	\$0.00	\$0.00	\$14,333.00
<b>Sub Total</b>		<b>\$14,333.00</b>	<b>\$14,333.00</b>	<b>\$0.00</b>	<b>\$0.00</b>	<b>\$0.00</b>	<b>\$0.00</b>	<b>\$14,333.00</b>
<b>Grand Total</b>		<b>\$0.00</b>	<b>\$0.00</b>	<b>\$0.00</b>	<b>\$0.00</b>	<b>\$0.00</b>	<b>\$0.00</b>	<b>\$0.00</b>

# ACE Leadership High School

## Bank Account Reconciliation Report (GL Reconciliation)

Accounting Cycle: FY21-22; Bank: New Mexico Bank and Trust - Operating Account; Bank Account: 6182893 - Operating; Statement Date: 10/31/2021; Include Unposted Transactions: No; Created On: 11/5/2021 10:20:22 AM

	<b>Bank Reconciliation</b>	<b>+</b>	<b>Outstanding</b>	<b>=</b>	<b>ExpectedGL</b>	<b>-</b>	<b>ActualGL 1</b>	<b>=</b>	<b>Difference</b>
Beginning Balance	\$2,653,971.24	+	(\$43,490.51)	=	\$2,610,480.73	-	\$2,610,480.73	=	\$0.00
Deposits/Debits	\$227,724.34	+	\$0.00	=	\$227,724.34	-	\$281,267.83	=	(\$53,543.49)
Withdrawals/Credits	(\$317,755.23)	+	(\$18,742.85)	=	(\$336,498.08)	-	(\$390,041.57)	=	\$53,543.49
<b>Sub Total</b>	<b>\$2,563,940.35</b>		<b>(\$62,233.36)</b>		<b>\$2,501,706.99</b>		<b>\$2,501,706.99</b>		<b>\$0.00</b>

# ACE Leadership High School

## Bank Account Reconciliation Report (Bank Reconciliation)

Accounting Cycle: FY21-22; Bank: New Mexico Bank and Trust - Operating Account; Bank Account: 6182893 - Operating; Statement Date: 10/31/2021; Include Unposted Transactions: No; Created On: 11/5/2021 10:20:21 AM

Last Reconciled	Beginning Balance	Statement Date	Ending Balance		
9/30/2021	\$2,653,971.24	10/31/2021	\$2,563,940.35		
Date	Source Document	Item Number	Description	Deposit	Withdrawal
9/8/2021	1613	19767	Gonzales, Miguel		\$30.00
9/20/2021	1614	19782	Albert Sanchez Bus Co.		\$255.00
9/20/2021	1614	19786	CybrSchool LLC		\$3,000.00
9/20/2021	1614	19790	Gonzales, Miguel		\$24.45
9/20/2021	1614	19795	New Mexico State University		\$150.00
9/20/2021	1614	19797	NMASBO		\$650.00
9/29/2021	2988		NM Bank & Trust		\$37,465.41
9/30/2021	3010		NM Dept. of Workforce Solutions		\$327.25
10/1/2021	1615	19805	Albert Sanchez Bus Co.		\$255.00
10/1/2021	1615	19806	Albuquerque Image Leasing A Program of DLL Finance		\$1,474.40
10/1/2021	1615	19807	Amazon.com		\$3,505.20
10/1/2021	1615	19808	CentruryLink		\$158.56
10/1/2021	1615	19809	Elliott-Kramer, Bridget		\$50.00
10/1/2021	1615	19811	Jackson Compaction LLC		\$400.00
10/1/2021	1615	19812	Paul Zamora		\$1,500.00
10/1/2021	1615	19814	Shamrock Discount Janitor Supply Supply		\$53.55
10/1/2021	1615	19815	T-Mobile USA Inc.		\$740.00
10/1/2021	1615	19816	Casad Company Inc.		\$302.40
10/1/2021	2989		NM Bank & Trust		\$2,542.46
10/1/2021	2994		Internal Revenue Service		\$11,636.62
10/1/2021	3025		NMPSIA		\$22,618.70
10/1/2021	3027		Internal Revenue Service		\$622.26
10/4/2021	1616		ACE Leadership High School FOUNDATION		\$38,359.81
10/4/2021	1622		NM Bank & Trust		\$51.64
10/4/2021	2999		NM Retiree Health Care Authority		\$3,384.43
10/5/2021	1617	19817	ACES-Association of Charter School Education Services		\$8,989.58
10/5/2021	1617	19818	Amazon.com		\$992.32
10/5/2021	1617	19819	David Gonzales		\$560.00
10/5/2021	1617	19820	InAccord, P.C.		\$3,236.25
10/5/2021	1617	19821	LAMAR Advertising Company		\$200.00
10/5/2021	1617	19822	Miguel Gonzales		\$44.62
10/5/2021	1617	19823	Moss Adams LLP		\$8,630.00
10/5/2021	1617	19825	Nube Group		\$895.68
10/5/2021	1617	19826	NWEA		\$3,750.00
10/5/2021	1617	19828	Peter De Fries Corp dba Dions's		\$77.00
10/5/2021	1617	19829	Search Institute		\$900.00
10/5/2021	1617	19830	Staples		\$79.04
10/5/2021	1617	19831	Stericycle		\$138.53
10/12/2021	1082	1082	SEG OCTOBER 2021	\$226,920.52	
10/14/2021	3004		Educational Retirement Board		\$27,768.22
10/15/2021	1083	1083	SANDOVAL COUNTY SB-9 SEPTEMBER 2021	\$3.83	
10/15/2021	1084	1084	SANDOVAL COUNTY HB33 SEPTEMBER 2021	\$7.47	
10/15/2021	3000		NM Bank & Trust		\$37,295.35
10/15/2021	3001		Internal Revenue Service		\$11,485.69

10/15/2021	3002		Internal Revenue Service		\$153.00
10/15/2021	3003		NM Bank & Trust		\$911.56
10/20/2021	1085	1085	BERNALILLO COUNTY HB33/SB-9 SEPTEMBER 2021	\$752.41	
10/20/2021	1086	1086	SANDOVAL COUNTY HB33 PREPAYMENTS 2021	\$26.73	
10/20/2021	1087	1087	SANDOVAL COUNTY SB-9 PREPAYMENTS 2021	\$13.38	
10/20/2021	1619	19832	Albuquerque Bernalillo County Water Utility Authority		\$1,083.08
10/20/2021	1619	19833	Amazon.com		\$3,026.29
10/20/2021	1619	19834	CentruyLink		\$162.15
10/20/2021	1619	19835	EASi		\$1,597.90
10/20/2021	1619	19837	Jesuit Volunteer Program Office		\$6,120.00
10/20/2021	1619	19838	LogMEIn Communications Inc./Jive		\$291.68
10/20/2021	1619	19839	Lowe's		\$1,628.96
10/20/2021	1619	19840	LSG and Associates Inc.		\$3,155.00
10/20/2021	1619	19841	Margaret A. Osterfoss		\$1,907.50
10/20/2021	1619	19842	McComas Sales Company, Inc.		\$3,436.46
10/20/2021	1619	19843	NM Gas Company		\$73.40
10/20/2021	1619	19845	RAKS Building Supply		\$948.36
10/20/2021	1619	19846	Safety Flare Inc.		\$546.49
10/20/2021	1619	19847	Sean Michael Ottmer		\$771.31
10/20/2021	1619	19848	Shamrock Discount Janitor Supply Supply		\$727.46
10/20/2021	1619	19849	Staples		\$104.66
10/20/2021	3005		NM Taxation and Revenue Department		\$2,855.98
10/25/2021	3011		NM Taxation and Revenue Department		\$116.10
10/29/2021	3021		NM Bank & Trust		\$40,279.57
10/29/2021	3022		Internal Revenue Service		\$13,258.90
<b>Sub Total</b>				<b>\$227,724.34</b>	<b>\$317,755.23</b>

# ACE Leadership High School

## Bank Account Reconciliation Report (Outstanding)

Accounting Cycle: FY21-22; Bank: New Mexico Bank and Trust - Operating Account; Bank Account: 6182893 - Operating; Statement Date: 10/31/2021; Include Unposted Transactions: No; Created On: 11/5/2021 10:20:21 AM

Last Reconciled		Beginning Balance		Statement Date	
9/30/2021		(\$43,490.51)		10/31/2021	
Date	Source Document	Item Number	Description	Deposit	Withdrawal
5/17/2021	1596	19605	Patille Bingham		\$9.20
6/3/2021	1599	19645	Patille Bingham		\$9.20
9/30/2021	3006	19851	MG Trust Company		\$1,570.00
10/1/2021	1615	19810	Garcia's The Origianl Garcia's Kitchen		\$1,880.00
10/1/2021	1615	19813	Romero, Mindy		\$17.97
10/1/2021	3007	19852	American Heritage Life Insurance Company		\$75.26
10/1/2021	3008	19853	Security Benefit		\$1,420.00
10/1/2021	3009	19854	ReliaStar Life Insurance Company		\$50.00
10/5/2021	1617	19824	New Mexico Biopark Society Inc.		\$50.00
10/5/2021	1617	19827	Patille Bingham		\$7.82
10/20/2021	1619	19836	Garcia's The Origianl Garcia's Kitchen		\$680.00
10/20/2021	1619	19844	Peter De Fries Corp dba Dions's		\$141.00
10/20/2021	1619	19850	Fiber Platform, LLC		\$882.61
10/31/2021	3024		Educational Retirement Board		\$45,921.27
10/31/2021	3026		NM Taxation and Revenue Department		\$4,883.78
10/31/2021	3028	19888	ReliaStar Life Insurance Company		\$75.00
10/31/2021	3029	19877	Security Benefit		\$2,130.00
10/31/2021	3030	19876	American Heritage Life Insurance Company		\$75.25
10/31/2021	3031	19875	MG Trust Company		\$2,355.00
<b>Sub Total</b>					<b>\$62,233.36</b>



# ACE Leadership High School

## Bank Account Reconciliation Report (Actual GL Detail)

Accounting Cycle: FY21-22; Bank: New Mexico Bank and Trust - Operating Account; Bank Account: 6182893 - Operating; Statement Date: 10/31/2021;  
 Include Unposted Transactions: No; Created On: 11/5/2021 10:20:22 AM

Trans. Date	Source Document	Trans. No.	Account Code	Trans. Line Comment	Debit	Credit
10/01/2021	1615	00020241	11000-0000-11012-0000-001749-0000-00000-00000	Disbursement for Voucher: 1615; Fund=11000	\$0.00	\$8,457.08
10/01/2021	1615	00020241	29102-0000-11012-0000-001749-0000-00000-00000	Disbursement for Voucher: 1615; Fund=29102	\$0.00	\$1,880.00
10/01/2021	2989	00019982	24308-0000-11012-0000-001749-0000-00000-00000	Mark Payroll Voucher Paid 2989	\$0.00	\$2,542.46
10/01/2021	2994	00020088	24308-0000-11012-0000-001749-0000-00000-00000	Mark Payroll Voucher Paid 2994	\$0.00	\$769.78
10/01/2021	2994	00020088	24106-0000-11012-0000-001749-0000-00000-00000	Mark Payroll Voucher Paid 2994	\$0.00	\$541.00
10/01/2021	2994	00020088	11000-0000-11012-0000-001749-0000-00000-00000	Mark Payroll Voucher Paid 2994	\$0.00	\$9,670.32
10/01/2021	2994	00020088	24101-0000-11012-0000-001749-0000-00000-00000	Mark Payroll Voucher Paid 2994	\$0.00	\$468.10
10/01/2021	2994	00020088	27126-0000-11012-0000-001749-0000-00000-00000	Mark Payroll Voucher Paid 2994	\$0.00	\$187.42
10/01/2021	3007	00020235	11000-0000-11012-0000-001749-0000-00000-00000	Mark Payroll Voucher Paid 3007	\$0.00	\$75.26
10/01/2021	3008	00020236	11000-0000-11012-0000-001749-0000-00000-00000	Mark Payroll Voucher Paid 3008	\$0.00	\$1,420.00
10/01/2021	3009	00020237	24106-0000-11012-0000-001749-0000-00000-00000	Mark Payroll Voucher Paid 3009	\$0.00	\$50.00
10/01/2021	3025	00020331	24101-0000-11012-0000-001749-0000-00000-00000	Mark Payroll Voucher Paid 3025	\$0.00	\$685.51
10/01/2021	3025	00020331	11000-0000-11012-0000-001749-0000-00000-00000	Mark Payroll Voucher Paid 3025	\$0.00	\$19,610.78
10/01/2021	3025	00020331	24308-0000-11012-0000-001749-0000-00000-00000	Mark Payroll Voucher Paid 3025	\$0.00	\$1,455.96
10/01/2021	3025	00020331	24106-0000-11012-0000-001749-0000-00000-00000	Mark Payroll Voucher Paid 3025	\$0.00	\$863.82
10/01/2021	3025	00020331	27126-0000-11012-0000-001749-0000-00000-00000	Mark Payroll Voucher Paid 3025	\$0.00	\$2.63
10/01/2021	3027	00020231	24308-0000-11012-0000-001749-0000-00000-00000	Mark Payroll Voucher Paid 3027	\$0.00	\$622.26
10/04/2021	1616	00020056	31600-0000-11012-0000-001749-0000-00000-00000	Disbursement for Voucher: 1616; Fund=31600	\$0.00	\$38,359.81
10/04/2021	1622	00020267	11000-0000-11012-0000-001749-0000-00000-00000	Disbursement for Voucher: 1622; Fund=11000	\$0.00	\$51.64
10/04/2021	2999	00020061	11000-0000-11012-0000-001749-0000-00000-00000	Mark Payroll Voucher Paid 2999	\$0.00	\$2,935.96
10/04/2021	2999	00020061	24101-0000-11012-0000-001749-0000-00000-00000	Mark Payroll Voucher Paid 2999	\$0.00	\$129.92
10/04/2021	2999	00020061	24106-0000-11012-0000-001749-0000-00000-00000	Mark Payroll Voucher Paid 2999	\$0.00	\$128.22
10/04/2021	2999	00020061	24308-0000-11012-0000-001749-0000-00000-00000	Mark Payroll Voucher Paid 2999	\$0.00	\$166.05
10/04/2021	2999	00020061	27126-0000-11012-0000-001749-0000-00000-00000	Mark Payroll Voucher Paid 2999	\$0.00	\$24.28
10/05/2021	1617	00020242	29102-0000-11012-0000-001749-0000-00000-00000	Disbursement for Voucher: 1617; Fund=29102	\$0.00	\$77.00
10/05/2021	1617	00020242	11000-0000-11012-0000-001749-0000-00000-00000	Disbursement for Voucher: 1617; Fund=11000	\$0.00	\$28,473.84
10/12/2021	1082	00020264	11000-0000-11012-0000-001749-0000-00000-00000	Approve Cash Receipts Batch; Batch No.: 1082; Receipt No.: 00001	\$226,920.52	\$0.00
10/14/2021	3004	00020158	11000-0000-11012-0000-001749-0000-00000-00000	Mark Payroll Voucher Paid 3004	\$0.00	\$24,215.12
10/14/2021	3004	00020158	24106-0000-11012-0000-001749-0000-00000-00000	Mark Payroll Voucher Paid 3004	\$0.00	\$1,104.92
10/14/2021	3004	00020158	24101-0000-11012-0000-001749-0000-00000-00000	Mark Payroll Voucher Paid 3004	\$0.00	\$808.15

10/14/2021	3004	00020158	24308-0000-11012-0000-001749-0000-00000-00000	Mark Payroll Voucher Paid 3004	\$0.00	\$1,430.74
10/14/2021	3004	00020158	27126-0000-11012-0000-001749-0000-00000-00000	Mark Payroll Voucher Paid 3004	\$0.00	\$209.29
10/15/2021	1083	00020265	31701-0000-11012-0000-001749-0000-00000-00000	Approve Cash Receipts Batch; Batch No.: 1083;Receipt No.: 00001	\$3.87	\$0.00
10/15/2021	1083	00020265	31701-0000-11012-0000-001749-0000-00000-00000	Approve Cash Receipts Batch; Batch No.: 1083;Receipt No.: 00002	\$0.00	\$0.04
10/15/2021	1084	00020268	31600-0000-11012-0000-001749-0000-00000-00000	Approve Cash Receipts Batch; Batch No.: 1084;Receipt No.: 00001	\$7.55	\$0.00
10/15/2021	1084	00020268	31600-0000-11012-0000-001749-0000-00000-00000	Approve Cash Receipts Batch; Batch No.: 1084;Receipt No.: 00002	\$0.00	\$0.08
10/15/2021	3000	00020124	27502-0000-11012-0000-001749-0000-00000-00000	Mark Payroll Voucher Paid 3000	\$0.00	\$556.02
10/15/2021	3000	00020124	27126-0000-11012-0000-001749-0000-00000-00000	Mark Payroll Voucher Paid 3000	\$0.00	\$599.00
10/15/2021	3000	00020124	24106-0000-11012-0000-001749-0000-00000-00000	Mark Payroll Voucher Paid 3000	\$0.00	\$1,296.51
10/15/2021	3000	00020124	24308-0000-11012-0000-001749-0000-00000-00000	Mark Payroll Voucher Paid 3000	\$0.00	\$2,301.54
10/15/2021	3000	00020124	11000-0000-11012-0000-001749-0000-00000-00000	Mark Payroll Voucher Paid 3000	\$0.00	\$31,121.01
10/15/2021	3000	00020124	24101-0000-11012-0000-001749-0000-00000-00000	Mark Payroll Voucher Paid 3000	\$0.00	\$1,421.27
10/15/2021	3001	00020125	24101-0000-11012-0000-001749-0000-00000-00000	Mark Payroll Voucher Paid 3001	\$0.00	\$517.32
10/15/2021	3001	00020125	11000-0000-11012-0000-001749-0000-00000-00000	Mark Payroll Voucher Paid 3001	\$0.00	\$9,378.81
10/15/2021	3001	00020125	24308-0000-11012-0000-001749-0000-00000-00000	Mark Payroll Voucher Paid 3001	\$0.00	\$769.78
10/15/2021	3001	00020125	24106-0000-11012-0000-001749-0000-00000-00000	Mark Payroll Voucher Paid 3001	\$0.00	\$458.38
10/15/2021	3001	00020125	27126-0000-11012-0000-001749-0000-00000-00000	Mark Payroll Voucher Paid 3001	\$0.00	\$187.44
10/15/2021	3001	00020125	27502-0000-11012-0000-001749-0000-00000-00000	Mark Payroll Voucher Paid 3001	\$0.00	\$173.96
10/15/2021	3002	00020127	11000-0000-11012-0000-001749-0000-00000-00000	Mark Payroll Voucher Paid 3002	\$0.00	\$153.00
10/15/2021	3003	00020126	11000-0000-11012-0000-001749-0000-00000-00000	Mark Payroll Voucher Paid 3003	\$0.00	\$911.56
10/20/2021	1085	00020269	31600-0000-11012-0000-001749-0000-00000-00000	Approve Cash Receipts Batch; Batch No.: 1085;Receipt No.: 00001	\$508.41	\$0.00
10/20/2021	1085	00020269	31600-0000-11012-0000-001749-0000-00000-00000	Approve Cash Receipts Batch; Batch No.: 1085;Receipt No.: 00002	\$0.00	\$5.08
10/20/2021	1085	00020269	31701-0000-11012-0000-001749-0000-00000-00000	Approve Cash Receipts Batch; Batch No.: 1085;Receipt No.: 00003	\$251.57	\$0.00
10/20/2021	1085	00020269	31701-0000-11012-0000-001749-0000-00000-00000	Approve Cash Receipts Batch; Batch No.: 1085;Receipt No.: 00004	\$0.00	\$2.49
10/20/2021	1086	00020270	31600-0000-11012-0000-001749-0000-00000-00000	Approve Cash Receipts Batch; Batch No.: 1086;Receipt No.: 00001	\$27.00	\$0.00
10/20/2021	1086	00020270	31600-0000-11012-0000-001749-0000-00000-00000	Approve Cash Receipts Batch; Batch No.: 1086;Receipt No.: 00002	\$0.00	\$0.27
10/20/2021	1087	00020271	31701-0000-11012-0000-001749-0000-00000-00000	Approve Cash Receipts Batch; Batch No.: 1087;Receipt No.: 00001	\$13.51	\$0.00
10/20/2021	1087	00020271	31701-0000-11012-0000-001749-0000-00000-00000	Approve Cash Receipts Batch; Batch No.: 1087;Receipt No.: 00002	\$0.00	\$0.13
10/20/2021	1619	00020243	29102-0000-11012-0000-001749-0000-00000-00000	Disbursement for Voucher: 1619; Fund=29102	\$0.00	\$821.00
10/20/2021	1619	00020243	11000-0000-11012-0000-001749-0000-00000-00000	Disbursement for Voucher: 1619; Fund=11000	\$0.00	\$19,664.41
10/20/2021	1619	00020243	14000-0000-11012-0000-001749-0000-00000-00000	Disbursement for Voucher: 1619; Fund=14000	\$0.00	\$292.00
10/20/2021	1619	00020243	21000-0000-11012-0000-001749-0000-00000-00000	Disbursement for Voucher: 1619; Fund=21000	\$0.00	\$2,129.00
10/20/2021	1619	00020243	24106-0000-11012-0000-001749-0000-00000-00000	Disbursement for Voucher: 1619; Fund=24106	\$0.00	\$4,377.90
10/20/2021	3005	00020159	24106-0000-11012-0000-001749-0000-00000-00000	Mark Payroll Voucher Paid 3005	\$0.00	\$120.51





10/20/2021	3005	00020159	24101-0000-11012-0000-001749-0000-00000-00000	Mark Payroll Voucher Paid 3005	\$0.00	\$120.83
10/20/2021	3005	00020159	11000-0000-11012-0000-001749-0000-00000-00000	Mark Payroll Voucher Paid 3005	\$0.00	\$2,457.72
10/20/2021	3005	00020159	27126-0000-11012-0000-001749-0000-00000-00000	Mark Payroll Voucher Paid 3005	\$0.00	\$24.14
10/20/2021	3005	00020159	24308-0000-11012-0000-001749-0000-00000-00000	Mark Payroll Voucher Paid 3005	\$0.00	\$132.78
10/25/2021	3011	00020155	27126-0000-11012-0000-001749-0000-00000-00000	Mark Payroll Voucher Paid 3011	\$0.00	\$2.15
10/25/2021	3011	00020155	11000-0000-11012-0000-001749-0000-00000-00000	Mark Payroll Voucher Paid 3011	\$0.00	\$96.75
10/25/2021	3011	00020155	24101-0000-11012-0000-001749-0000-00000-00000	Mark Payroll Voucher Paid 3011	\$0.00	\$4.30
10/25/2021	3011	00020155	24106-0000-11012-0000-001749-0000-00000-00000	Mark Payroll Voucher Paid 3011	\$0.00	\$4.30
10/25/2021	3011	00020155	24308-0000-11012-0000-001749-0000-00000-00000	Mark Payroll Voucher Paid 3011	\$0.00	\$8.60
10/29/2021	3015	00020170	24106-0000-11012-0000-001749-0000-00000-00000	Mark Payroll Voucher Paid 3015	\$0.00	\$504.27
10/29/2021	3015	00020170	24101-0000-11012-0000-001749-0000-00000-00000	Mark Payroll Voucher Paid 3015	\$0.00	\$560.46
10/29/2021	3015	00020170	11000-0000-11012-0000-001749-0000-00000-00000	Mark Payroll Voucher Paid 3015	\$0.00	\$10,984.06
10/29/2021	3015	00020170	24308-0000-11012-0000-001749-0000-00000-00000	Mark Payroll Voucher Paid 3015	\$0.00	\$848.71
10/29/2021	3015	00020170	27126-0000-11012-0000-001749-0000-00000-00000	Mark Payroll Voucher Paid 3015	\$0.00	\$187.44
10/29/2021	3015	00020170	27502-0000-11012-0000-001749-0000-00000-00000	Mark Payroll Voucher Paid 3015	\$0.00	\$173.96
10/29/2021	3016	00020169	27502-0000-11012-0000-001749-0000-00000-00000	Mark Payroll Voucher Paid 3016	\$0.00	\$556.02
10/29/2021	3016	00020169	27126-0000-11012-0000-001749-0000-00000-00000	Mark Payroll Voucher Paid 3016	\$0.00	\$599.00
10/29/2021	3016	00020169	24308-0000-11012-0000-001749-0000-00000-00000	Mark Payroll Voucher Paid 3016	\$0.00	\$2,519.92
10/29/2021	3016	00020169	11000-0000-11012-0000-001749-0000-00000-00000	Mark Payroll Voucher Paid 3016	\$0.00	\$33,655.68
10/29/2021	3016	00020169	24101-0000-11012-0000-001749-0000-00000-00000	Mark Payroll Voucher Paid 3016	\$0.00	\$1,518.04
10/29/2021	3016	00020169	24106-0000-11012-0000-001749-0000-00000-00000	Mark Payroll Voucher Paid 3016	\$0.00	\$1,427.84
10/29/2021	3021	00020233	24101-0000-11012-0000-001749-0000-00000-00000	Mark Payroll Voucher Paid 3021	\$0.00	\$1,519.57
10/29/2021	3021	00020233	24106-0000-11012-0000-001749-0000-00000-00000	Mark Payroll Voucher Paid 3021	\$0.00	\$1,427.84
10/29/2021	3021	00020233	11000-0000-11012-0000-001749-0000-00000-00000	Mark Payroll Voucher Paid 3021	\$0.00	\$33,657.22
10/29/2021	3021	00020233	24308-0000-11012-0000-001749-0000-00000-00000	Mark Payroll Voucher Paid 3021	\$0.00	\$2,519.92
10/29/2021	3021	00020233	27126-0000-11012-0000-001749-0000-00000-00000	Mark Payroll Voucher Paid 3021	\$0.00	\$599.00
10/29/2021	3021	00020233	27502-0000-11012-0000-001749-0000-00000-00000	Mark Payroll Voucher Paid 3021	\$0.00	\$556.02
10/29/2021	3022	00020232	27126-0000-11012-0000-001749-0000-00000-00000	Mark Payroll Voucher Paid 3022	\$0.00	\$187.44
10/29/2021	3022	00020232	27502-0000-11012-0000-001749-0000-00000-00000	Mark Payroll Voucher Paid 3022	\$0.00	\$173.96
10/29/2021	3022	00020232	24308-0000-11012-0000-001749-0000-00000-00000	Mark Payroll Voucher Paid 3022	\$0.00	\$848.71
10/29/2021	3022	00020232	11000-0000-11012-0000-001749-0000-00000-00000	Mark Payroll Voucher Paid 3022	\$0.00	\$10,984.06
10/29/2021	3022	00020232	24106-0000-11012-0000-001749-0000-00000-00000	Mark Payroll Voucher Paid 3022	\$0.00	\$504.27
10/29/2021	3022	00020232	24101-0000-11012-0000-001749-0000-00000-00000	Mark Payroll Voucher Paid 3022	\$0.00	\$560.46
10/29/2021	3023	00020172	24101-0000-11012-0000-001749-0000-00000-00000	Void Payroll Liability Check Number EFT; Payroll Voucher: 3016; Vendor: NM Bank & Trust	\$1,518.04	\$0.00

10/29/2021	3023	00020172	24106-0000-11012-0000-001749-0000-00000-00000	Void Payroll Liability Check Number EFT; Payroll Voucher: 3016; Vendor: NM Bank & Trust	\$1,427.84	\$0.00
10/29/2021	3023	00020172	11000-0000-11012-0000-001749-0000-00000-00000	Void Payroll Liability Check Number EFT; Payroll Voucher: 3016; Vendor: NM Bank & Trust	\$33,655.68	\$0.00
10/29/2021	3023	00020172	24308-0000-11012-0000-001749-0000-00000-00000	Void Payroll Liability Check Number EFT; Payroll Voucher: 3016; Vendor: NM Bank & Trust	\$2,519.92	\$0.00
10/29/2021	3023	00020172	27502-0000-11012-0000-001749-0000-00000-00000	Void Payroll Liability Check Number EFT; Payroll Voucher: 3016; Vendor: NM Bank & Trust	\$556.02	\$0.00
10/29/2021	3023	00020172	27126-0000-11012-0000-001749-0000-00000-00000	Void Payroll Liability Check Number EFT; Payroll Voucher: 3016; Vendor: NM Bank & Trust	\$599.00	\$0.00
10/29/2021	3024	00020171	27126-0000-11012-0000-001749-0000-00000-00000	Void Payroll Liability Check Number EFT; Payroll Voucher: 3015; Vendor: Internal Revenue Service	\$187.44	\$0.00
10/29/2021	3024	00020171	27502-0000-11012-0000-001749-0000-00000-00000	Void Payroll Liability Check Number EFT; Payroll Voucher: 3015; Vendor: Internal Revenue Service	\$173.96	\$0.00
10/29/2021	3024	00020171	24308-0000-11012-0000-001749-0000-00000-00000	Void Payroll Liability Check Number EFT; Payroll Voucher: 3015; Vendor: Internal Revenue Service	\$848.71	\$0.00
10/29/2021	3024	00020171	11000-0000-11012-0000-001749-0000-00000-00000	Void Payroll Liability Check Number EFT; Payroll Voucher: 3015; Vendor: Internal Revenue Service	\$10,984.06	\$0.00
10/29/2021	3024	00020171	24106-0000-11012-0000-001749-0000-00000-00000	Void Payroll Liability Check Number EFT; Payroll Voucher: 3015; Vendor: Internal Revenue Service	\$504.27	\$0.00
10/29/2021	3024	00020171	24101-0000-11012-0000-001749-0000-00000-00000	Void Payroll Liability Check Number EFT; Payroll Voucher: 3015; Vendor: Internal Revenue Service	\$560.46	\$0.00
10/31/2021	3024	00020314	24101-0000-11012-0000-001749-0000-00000-00000	Mark Payroll Voucher Paid 3024	\$0.00	\$2,368.85
10/31/2021	3024	00020314	24106-0000-11012-0000-001749-0000-00000-00000	Mark Payroll Voucher Paid 3024	\$0.00	\$1,657.37
10/31/2021	3024	00020314	11000-0000-11012-0000-001749-0000-00000-00000	Mark Payroll Voucher Paid 3024	\$0.00	\$38,032.11
10/31/2021	3024	00020314	24308-0000-11012-0000-001749-0000-00000-00000	Mark Payroll Voucher Paid 3024	\$0.00	\$2,800.29
10/31/2021	3024	00020314	27126-0000-11012-0000-001749-0000-00000-00000	Mark Payroll Voucher Paid 3024	\$0.00	\$656.43
10/31/2021	3024	00020314	27502-0000-11012-0000-001749-0000-00000-00000	Mark Payroll Voucher Paid 3024	\$0.00	\$406.22
10/31/2021	3026	00020319	27502-0000-11012-0000-001749-0000-00000-00000	Mark Payroll Voucher Paid 3026	\$0.00	\$47.80
10/31/2021	3026	00020319	27126-0000-11012-0000-001749-0000-00000-00000	Mark Payroll Voucher Paid 3026	\$0.00	\$77.25
10/31/2021	3026	00020319	24308-0000-11012-0000-001749-0000-00000-00000	Mark Payroll Voucher Paid 3026	\$0.00	\$325.69
10/31/2021	3026	00020319	11000-0000-11012-0000-001749-0000-00000-00000	Mark Payroll Voucher Paid 3026	\$0.00	\$4,053.16
10/31/2021	3026	00020319	24106-0000-11012-0000-001749-0000-00000-00000	Mark Payroll Voucher Paid 3026	\$0.00	\$199.96
10/31/2021	3026	00020319	24101-0000-11012-0000-001749-0000-00000-00000	Mark Payroll Voucher Paid 3026	\$0.00	\$179.92
10/31/2021	3028	00020318	24106-0000-11012-0000-001749-0000-00000-00000	Mark Payroll Voucher Paid 3028	\$0.00	\$75.00
10/31/2021	3029	00020317	11000-0000-11012-0000-001749-0000-00000-00000	Mark Payroll Voucher Paid 3029	\$0.00	\$2,130.00
10/31/2021	3030	00020316	11000-0000-11012-0000-001749-0000-00000-00000	Mark Payroll Voucher Paid 3030	\$0.00	\$75.25
10/31/2021	3031	00020315	11000-0000-11012-0000-001749-0000-00000-00000	Mark Payroll Voucher Paid 3031	\$0.00	\$2,288.23
10/31/2021	3031	00020315	24106-0000-11012-0000-001749-0000-00000-00000	Mark Payroll Voucher Paid 3031	\$0.00	\$66.77
<b>Sub Total</b>					<b>\$281,267.83</b>	<b>\$390,041.57</b>

**ADDRESS SERVICE REQUESTED**

ACE LEADERSHIP HIGH SCHOOL  
1240 BELLAMAH AVE NW  
ALBUQUERQUE NM 87104-2133

**Managing Your Accounts**

 New Mexico Bank & Trust  
 Customer Care Center: 877-280-1856  
 Mailing: P.O. Box 1048  
Albuquerque, NM 87103-1048  
 Website: www.NMB-T.com

**Summary of Accounts**

Account Type	Account Number	Ending Balance
PUBLIC FUNDS ANALYSIS CHECKING	XXXXXX2893	\$2,563,940.35

**PUBLIC FUNDS ANALYSIS CHECKING-XXXXXX2893**

**Account Summary**

Date	Description	Amount
10/01/2021	<b>Beginning Balance</b>	<b>\$2,653,971.24</b>
	6 Credit(s) This Period	\$227,724.34
	63 Debit(s) This Period	\$317,755.23
10/31/2021	<b>Ending Balance</b>	<b>\$2,563,940.35</b>

**Other Credits**

Date	Description	Amount
10/12/2021	APS PAYMENTS ACE LEADERSHIP HS ACE LDRSHP CS	\$226,920.52
10/15/2021	SANDOVAL COUNTY ACH Paymen SEPTEMBER 2021 DISTRIBUTIO HB-	\$7.47
10/15/2021	SANDOVAL COUNTY ACH Paymen SEPTEMBER 2021 DISTRIBUTION SB	\$3.83
10/20/2021	BERNALILLO COUNT DISTR_PYMT NEW MEXICO SCHOOL FOR	\$752.41
10/20/2021	SANDOVAL COUNTY ACH Paymen 2021 PREPAYMENTS HB-33	\$26.73
10/20/2021	SANDOVAL COUNTY ACH Paymen 2021 PREPAYMENTS SB-9	\$13.38

6 item(s) totaling \$227,724.34

**Other Debits**

Date	Description	Amount
10/01/2021	IRS USATAXPYMT NEW MEXICO SCHOOL FOR 270167414035297	\$622.26
10/01/2021	IRS USATAXPYMT	\$11,636.62

**FOR A CHANGE OF NAME OR ADDRESS PLEASE COMPLETE THE FORM BELOW**

NAME \_\_\_\_\_

ADDRESS \_\_\_\_\_

CITY \_\_\_\_\_ STATE \_\_\_\_\_ ZIP \_\_\_\_\_

SOCIAL SECURITY \_\_\_\_\_

SIGNATURE \_\_\_\_\_ DATE \_\_\_\_\_

**HOW TO BALANCE YOUR ACCOUNT**

1. Subtract from your check register any service, miscellaneous, or automatic charge(s) posted on this statement, and add to your register any interest posted on this statement.
2. Mark (✓) your register after each check listed on front of statement.
3. Check off deposits shown on the statement against those shown in your check register.
4. Complete the form at right.
5. The final "balance" in the form to the right should agree with your check register balance. If it does not, read "HINTS FOR FINDING DIFFERENCES" below.

**HINTS FOR FINDING DIFFERENCES**

Recheck all additions and subtractions or corrections.

Verify the carryover balance from page to page in your check register.

Make sure you have subtracted the service or miscellaneous charge(s) from your check register balance, and added the current interest.

<b>NEW BALANCE</b>		\$
TRANSFER AMOUNT FROM OTHER SIDE		
<b>ADD</b>		
DEPOSITS MADE SINCE ENDING DATE ON A STATEMENT		
<b>SUBTOTAL</b>		
CHECKS NOT LISTED ON THIS OR PRIOR STATEMENTS		
<b>NUMBER</b>	<b>AMOUNT</b>	
<b>TOTAL CHECKS NOT LISTED</b>		----->
SUBTRACT TOTAL CHECKS NO LISTED FROM SUBTOTAL ABOVE		<b>BALANCE</b>

THIS SHOULD AGREE WITH YOUR CHECK REGISTER BALANCE

**Balance subject to interest rate.**

Average daily balance method (including current transactions): We figure the interest charge on your account by applying the periodic rate to the "average daily balance" of your account. To get the "average daily balance" we take the beginning balance of your account each day, add any new (purchases/ advances/fees), and subtract (any unpaid interest or other finance charges and) any payments or credits. This gives us the daily balance. Then, we add up all the daily balances for the billing cycle and divide the total by the number of days in the billing cycle. This gives us the "average daily balance".

**This section applies exclusively to electronic fund transfers governed by Regulation E**

In case of errors or questions about electronic transfers, telephone us or write to us at the address printed on this statement as soon as you can, if you think your statement or receipt is wrong or if you need more information about a transfer on the statement or receipt. We must hear from you no later than 60 days after we sent you the FIRST statement on which the error or problem appeared.

1. Tell us your name and account number (if any).
2. Describe the error or the transfer you are unsure about, and explain as clearly as you can why you believe there is an error or why you need more information.
3. Tell us the dollar amount of the suspected error.

We will investigate your complaint and will correct any error promptly. If we take more than 10 business days to do this, we will recredit your account for the amount you think is in error, so that you will have use of the money during the time it takes us to complete our investigation.

**This section applies exclusively to information pertaining to credit extended primarily for personal, family, or household purposes. WHAT TO DO IF YOU THINK YOU FIND A MISTAKE ON YOUR STATEMENT**

If you think there is an error on your statement, write to us at the address printed on this statement.

In your letter, give us the following information:

- Account information: Your name and account number.
- Dollar amount: The dollar amount of the suspected error.
- Description of the Problem: If you think there is an error on your bill, describe what you believe is wrong and why you believe it is a mistake.

You must contact us within 60 days after the error appeared on your statement.

You must notify us of any potential errors in writing. You may call us, but if you do we are not required to investigate any potential errors and you

may have to pay the amount in question.

While we investigate whether or not there has been an error, the following are true:

- We cannot try to collect the amount in question, or report you as delinquent on that amount.
- The charge in question may remain on your statement, and we may continue to charge you interest on that amount. But, if we determine that we made a mistake, you will not have to pay the amount in question or any interest or other fees related to that amount.
- While you do not have to pay the amount in question, you are responsible for the remainder of your balance.
- We can apply any unpaid amount against your credit limit.

**PUBLIC FUNDS ANALYSIS CHECKING-XXXXXX2893** (continued)**Other Debits (continued)**

Date	Description	Amount
10/01/2021	NEW MEXICO SCHOOL FOR 270167431732287 ACE LEADERSHIP H PR 22.07 ACE LEADERSHIP H AXXXXX4819	\$37,465.41
10/01/2021	ACE LEADERSHIP H PR 22.07Sp ACE LEADERSHIP H AXXXXX4819	\$2,542.46
10/04/2021	ACE LEADERSHIP H ACH Paymen RENT October 2021	\$38,359.81
10/04/2021	ACE LEADERSHIP H ACH Paymen NMPSIA BILLING OCTOBER 2021	× \$22,618.70
10/04/2021	ACE LEADERSHIP H ACH Paymen NMRHCA SEPT 2021	\$3,384.43
10/04/2021	VISA PAYMENT BL ACCT ACE LEADERSHIP 429824XXXXX2675	× \$51.64
10/15/2021	IRS USATAXPYMT NEW MEXICO SCHOOL FOR 270168851480820	\$11,485.69
10/15/2021	IRS USATAXPYMT NEW MEXICO SCHOOL FOR 270168831443065	\$153.00
10/15/2021	NMERB WEB PAY ACE Leadership High Sc 02390	\$27,768.22
10/15/2021	ACE LEADERSHIP H Payroll ACE LEADERSHIP H AXXXXX4819	\$37,295.35
10/15/2021	ACE LEADERSHIP H Payroll ACE LEADERSHIP H AXXXXX4819	\$911.56
10/25/2021	TAX_REV_WWT_ECKS TRD PMNT ACE LEADERSHIP HIGH SC 1597601536	\$2,855.98
10/27/2021	STATE OF NM DWS UI PAYMENT NEW MEXICO SCHOOL FOR 2164873	\$327.25
10/28/2021	TAX_REV_WKC_ECKS TRD PMNT ACE LEADERSHIP HIGH SC 1655353088	\$116.10
10/29/2021	IRS USATAXPYMT NEW MEXICO SCHOOL FOR 270170260044529	\$13,258.90
10/29/2021	ACE LEADERSHIP H PR 22-09 ACE LEADERSHIP H AXXXXX4819	\$40,279.57

18 item(s) totaling \$251,132.95

**Checks Cleared**

Check Nbr	Date	Amount	Check Nbr	Date	Amount	Check Nbr	Date	Amount
197	10/15/2021	\$24.45	19805*	10/05/2021	\$255.00	19812	10/05/2021	\$1,500.00
19767*	10/15/2021	\$30.00	19806	10/18/2021	\$1,474.40	19814*	10/05/2021	\$53.55
19782*	10/05/2021	\$255.00	19807	10/07/2021	\$3,505.20	19815	10/08/2021	\$740.00
19786*	10/05/2021	\$3,000.00	19808	10/07/2021	\$158.56	19816	10/13/2021	\$302.40
19795*	10/07/2021	\$150.00	19809	10/07/2021	\$50.00	19817	10/13/2021	\$8,989.58
19797*	10/04/2021	\$650.00	19811*	10/06/2021	\$400.00	19818	10/13/2021	\$992.32

**PUBLIC FUNDS ANALYSIS CHECKING-XXXXXX2893 (continued)****Checks Cleared (continued)**

Check Nbr	Date	Amount	Check Nbr	Date	Amount	Check Nbr	Date	Amount
19819	10/07/2021	\$560.00	19830	10/12/2021	\$79.04	19840	10/27/2021	\$3,155.00
19820	10/14/2021	\$3,236.25	19831	10/12/2021	\$138.53	19841	10/27/2021	\$1,907.50
19821	10/18/2021	\$200.00	19832	10/25/2021	\$1,083.08	19842	10/26/2021	\$3,436.46
19822	10/15/2021	\$44.62	19833	10/27/2021	\$3,026.29	19843	10/25/2021	\$73.40
19823	10/13/2021	\$8,630.00	19834	10/28/2021	\$162.15	19845*	10/27/2021	\$948.36
19825*	10/12/2021	\$895.68	19835	10/26/2021	\$1,597.90	19846	10/27/2021	\$546.49
19826	10/15/2021	\$3,750.00	19837*	10/27/2021	\$6,120.00	19847	10/25/2021	\$771.31
19828*	10/18/2021	\$77.00	19838	10/25/2021	\$291.68	19848	10/26/2021	\$727.46
19829	10/18/2021	\$900.00	19839	10/26/2021	\$1,628.96	19849	10/26/2021	\$104.66

\* Indicates skipped check number

45 item(s) totaling \$66,622.28

**Daily Balances**

Date	Amount	Date	Amount	Date	Amount
09/30/2021	\$2,653,971.24	10/08/2021	\$2,526,012.60	10/20/2021	\$2,646,358.85
10/01/2021	\$2,601,704.49	10/12/2021	\$2,751,819.87	10/25/2021	\$2,641,283.40
10/04/2021	\$2,536,639.91	10/13/2021	\$2,732,905.57	10/26/2021	\$2,633,787.96
10/05/2021	\$2,531,576.36	10/14/2021	\$2,729,669.32	10/27/2021	\$2,617,757.07
10/06/2021	\$2,531,176.36	10/15/2021	\$2,648,217.73	10/28/2021	\$2,617,478.82
10/07/2021	\$2,526,752.60	10/18/2021	\$2,645,566.33	10/29/2021	\$2,563,940.35





BL ACCT ACE LEADERSHIP  
ACE LEADERSHIP HS  
Account Number: #### #### #### 2675  
Page 1 of 3



<b>SCORECARD</b>	Bonus Points Available 0	Household Balance 1,487
------------------	-----------------------------	----------------------------

**Account Summary**

Billing Cycle		10/13/2021
Days In Billing Cycle		31
Previous Balance		\$51.64
Purchases	+	\$1,246.10
Cash	+	\$0.00
Balance Transfers	+	\$0.00
Special	+	\$0.00
Credits	-	\$0.00
Payments	-	\$51.64
Other Charges	+	\$0.00
Finance Charges	+	\$0.00
<b>NEW BALANCE</b>		<b>\$1,246.10</b>

**Account Inquiries**

Call us at: (833) 208-3213  
Lost or Stolen Card: (866) 839-3485

Write us at PO BOX 31535, TAMPA, FL 33631-3535

**Payment Summary**

<b>NEW BALANCE</b>	<b>\$1,246.10</b> <input checked="" type="checkbox"/>
<b>MINIMUM PAYMENT</b>	<b>\$25.00</b>
<b>PAYMENT DUE DATE</b>	<b>11/07/2021</b>

*NOTE: Grace period to avoid a finance charge on purchases, pay entire new balance by payment due date. Finance charge accrues on cash advances until paid and will be billed on your next statement.*

**Credit Summary**

Total Credit Line	\$20,000.00
Available Credit Line	\$18,753.90
Available Cash	\$0.00
Amount Over Credit Line	\$0.00
Amount Past Due	\$0.00
Disputed Amount	\$0.00

**Corporate Activity**

				TOTAL CORPORATE ACTIVITY	\$51.64-
Trans Date	Post Date	Reference Number	Transaction Description	Amount	
10/01	10/01	2523251	INTERNET PMT-THANK YOU	\$51.64-	

**Important Information About Your Account**

VISIT SCORECARDREWARDS.COM NOW TO SEE OUR POPULAR NEW OFFERING, DAILY WINS. DAILY WINS IS AN EXCITING WAY TO TURN A FEW POINTS INTO A FABULOUS PRIZE! BROWSE THROUGH THE SELECTION OF ITEMS UP FOR GRABS, AND DECIDE ON THE ONE THAT YOU WANT - GIFT CARDS, ELECTRONICS, KITCHEN ITEMS, CAMERAS, AND MORE. THEN ENTER ANY DAILY WINS FOR AS LITTLE AS 3 POINTS. NEW ITEMS ARE ADDED DAILY, SO VISIT OFTEN TO SEE ALL OF THE GREAT ITEMS THAT ARE AVAILABLE!

PLEASE DETACH COUPON AND RETURN PAYMENT USING THE ENCLOSED ENVELOPE - ALLOW UP TO 7 DAYS FOR RECEIPT 5251

HEARTLAND FINANCIAL USA  
6740 ANTIOCH RD  
MERRIAM KS 66204-1499



**Account Number**  
#### #### #### 2675

Check box to indicate name/address change on back of this coupon

AMOUNT OF PAYMENT ENCLOSED


<b>Closing Date</b>	<b>New Balance</b>	<b>Total Minimum Payment Due</b>	<b>Payment Due Date</b>
10/13/21	\$1,246.10	\$25.00	11/07/21

\$

BL ACCT ACE LEADERSHIP  
ACE LEADERSHIP HS  
1240 BELLAMAH NW  
ALBUQUERQUE NM 87104



MAKE CHECK PAYABLE TO:



VISA  
PO BOX 4517  
CAROL STREAM IL 60197-4517



BL ACCT ACE LEADERSHIP  
 ACE LEADERSHIP HS  
 Account Number: #### #### #### 2675  
 Page 3 of 3

Cardholder Account Summary				
OFFICE CARD 1 #### #### #### 2683	Payments & Other Credits \$0.00	Purchases & Other Charges \$1,246.10	Cash Advances \$0.00	Total Activity \$1,246.10

Cardholder Account Detail					
Trans Date	Post Date	Plan Name	Reference Number	Description	Amount
09/14	09/15	ZERONT	24013391257001885108197	TROTEC LASER INC 734-4843260 MI	\$439.95 ✓
09/20	09/21	ZERONT	24013391263002537152973	TROTEC LASER INC 734-4843260 MI	\$318.00 ✓
09/22	09/23	ZERONT	24943001266898001936859	COSTCO WHSE #0116 ALBUQUERQUE NM	\$64.73 ✓
09/22	09/23	ZERONT	2494300126689800090195	COSTCO WHSE #0116 ALBUQUERQUE NM	\$210.82 ✓
09/30	10/03	ZERONT	24137461275600297835568	TRACTOR SUPPLY #2326 ALBUQUERQUE NM	\$97.99 ✓
10/04	10/05	ZERONT	24943001278898000082842	COSTCO WHSE #0116 ALBUQUERQUE NM	\$114.61 ✓

**Additional Information About Your Account**

MANAGE YOUR CARD ACCOUNT ONLINE. IT'S FREE! IT'S EASY! SIMPLY GO TO [WWW.EZCARDINFO.COM](http://WWW.EZCARDINFO.COM) AND ENROLL IN OUR ONLINE SERVICE. YOU CAN REVIEW ACCOUNT INFORMATION, TRACK SPENDING, SET ALERT NOTIFICATIONS, DOWNLOAD FILES, AND MUCH MORE. MANAGING YOUR ACCOUNT IS FAST, SECURE AND EASY WITH EZCARDINFO. ENROLL TODAY!

ScoreCard Bonus Points Information as of 10/12/2021						
SCORECARD	Beginning Balance	Points Earned	Points Adjusted	Points Redeemed	Ending Balance	Household Balance
	0	0	0	0	0	1,487

Finance Charge Summary / Plan Level Information									
Plan Name	Plan Description	FCM <sup>1</sup>	Average Daily Balance	Periodic Rate *	Corresponding APR	Finance Charges	Effective APR	Effective APR	Ending Balance
<b>Purchases</b>									
PBUS02001	PURCHASE	G	\$0.00	1.06250%(M)	12.7500%(V)	\$0.00	\$0.00	0.0000%	\$0.00
ZERONT001	INTRO PURCHASE	G	\$0.00	0.00000%(M)	0.0000%	\$0.00	\$0.00	0.0000%	\$1,246.10
<b>Cash</b>									
CBUS02001	CASH ADVANCE	A	\$0.00	1.89583%(M)	22.7500%(V)	\$0.00	\$0.00	0.0000%	\$0.00
* Periodic Rate (M)=Monthly (D)=Daily							Days In Billing Cycle: 31		
** includes cash advance and foreign currency fees							APR = Annual Percentage Rate		
<sup>1</sup> FCM = Finance Charge Method									
(V) = Variable Rate If you have a variable rate account the periodic rate and Annual Percentage Rate (APR) may vary.									



OFFICE CARD 1  
 ACE LEADERSHIP HS  
 Account Number: #### #### #### 2683  
 Page 1 of 2



**Account Summary**

Credit Limit \$2,500.00  
 Billing Cycle 10/13/2021  
 Days In Billing Cycle 31  
 Purchases and Other Charges + \$1,246.10  
 Cash + \$0.00  
 Balance Transfer + \$0.00  
 Credits - \$0.00  
 Payments - \$0.00

**TOTAL ACTIVITY \$1,246.10**

**Account Inquiries**

Call us at: (833) 208-3213  
 Lost or Stolen Card: (866) 839-3485

Write us at PO BOX 31535, TAMPA, FL 33631-3535

**Cardholder Account Summary**

Trans Date	Post Date	Reference Number	Description	Amount
09/14	09/15	24013391257001885108197	TROTEC LASER INC 734-4843260 MI	439.95
09/20	09/21	24013391263002537152973	TROTEC LASER INC 734-4843260 MI	318.00
09/22	09/23	24943001266898001936859	COSTCO WHSE #0116 ALBUQUERQUE NM	64.73
09/22	09/23	24943001266898000090195	COSTCO WHSE #0116 ALBUQUERQUE NM	210.82
09/30	10/03	24137461275600297835568	TRACTOR SUPPLY #2326 ALBUQUERQUE NM	97.99
10/04	10/05	24943001278898000082842	COSTCO WHSE #0116 ALBUQUERQUE NM	114.61

**Additional Information About Your Account**

MANAGE YOUR CARD ACCOUNT ONLINE. IT'S FREE! IT'S EASY! SIMPLY GO TO [WWW.EZCARDINFO.COM](http://WWW.EZCARDINFO.COM) AND ENROLL IN OUR ONLINE SERVICE. YOU CAN REVIEW ACCOUNT INFORMATION, TRACK SPENDING, SET ALERT NOTIFICATIONS, DOWNLOAD FILES, AND MUCH MORE. MANAGING YOUR ACCOUNT IS FAST, SECURE AND EASY WITH EZCARDINFO. ENROLL TODAY!

PLEASE DETACH COUPON AND RETURN PAYMENT USING THE ENCLOSED ENVELOPE - ALLOW UP TO 7 DAYS FOR RECEIPT 5251

HEARTLAND FINANCIAL USA  
 6740 ANTIOCH RD  
 MERRIAM KS 66204-1499



**Account Number**

#### #### #### 2683

Check box to indicate name/address change on back of this coupon

AMOUNT OF PAYMENT ENCLOSED

**Closing Date**

10/13/21

**Total Activity**

\$0.00

**\*\*Memo Statement\*\* No Payment Required**

\$

OFFICE CARD 1  
 ACE LEADERSHIP HS  
 1240 BELLAMAH NW  
 ALBUQUERQUE NM 87104-2133



MAKE CHECK PAYABLE TO:



VISA  
 PO BOX 4517  
 CAROL STREAM IL 60197-4517



ACE LEADERSHIP  
HIGH SCHOOL

Carla Grossetete <carla@aceleadership.org>

**Trotec Laser Inc Transaction Receipt - Reference Number 415939985**

1 message

Trotec Laser Inc <notifications@paytrace.com>  
Reply-To: service-US@troteclaser.com  
To: carla@aceleadership.org

Tue, Sep 14, 2021 at 12:41 PM



Trotec Laser Inc  
44747 Helm Ct  
Plymouth, MI 48170  
734-484-3260

9/14/2021 2:40:39 PM

Reference Number: 415939985  
Total: \$439.95  
Transaction Type: Sale  
Transaction Status: Pending Settlement  
Card Brand: Visa  
Card Number: xxxxxxxxxxxx2683  
Entry Method: Keyed  
Approval Code: 604047  
Approval Message: EXACT MATCH  
AVS Result: Full Exact Match  
Customer Reference ID: TRK: 9171 0479 7560  
Customer Name: ACE Leadership HS  
Invoice: 350062713

X *Carla Grossetete*

Please sign here to agree to payment.



Trotec Laser Inc  
 44747 Helm Ct  
 Plymouth MI 48170  
 Tel 734-927-6300  
 Fax 734-927-6323

Bill to

Company  
 ACE Leadership High School  
 1240 Bellamah Ave NW  
 Albuquerque NM 87104-2133

Ship to

Company  
 ACE Leadership High School  
 1240 Bellamah Ave NW  
 Albuquerque NM 87104-2133

Order / Quote / your order no.:  
 104798620 / 650246536 / Visa 2683 PreAuth

Order date:  
 09/14/2021

Customer no. / contact customer service  
 93612

Shipping:  
 BY TRUCK

Payment:  
 Credit-Card after invoicing

Incoterms:  
 EXW - Plymouth

Delivery no (date):  
 205867622 (09/14/2021)

**Invoice 350062713 of 09/14/2021**

Item	Part no:	Description	Qty.	Unit	Disc. %	Price/Unit USD	Value USD
10	37722	8450 Filter mat/active c. Mistral 3000	1	PC		19.95	19.95
20	41041	8460 Atmos Comfort Box (Compactfilter) Please Ship FedEx Ground Attn: Nora Kelly Em Trk to: Nora@AceLeadership.org 505-440-8242 Case 215681 PreAuth Rec	1	PC		395.00	395.00

Total net value	414.95
Freight	25.00
Subtotal	439.95
Total value	439.95

Up to 09/19/2021 without deduction  
 Place of payment and jurisdiction: Plymouth, USA

**PAID**



ACE LEADERSHIP  
HIGH SCHOOL

Carla Grossetete <carla@aceleadership.org>

---

## Trotec Laser Inc Transaction Receipt - Reference Number 417224181

1 message

---

**Trotec Laser Inc** <notifications@paytrace.com>

Mon, Sep 20, 2021 at 10:18 AM

Reply-To: service-US@troteclaser.com

To: carla@aceleadership.org

# trotec

Trotec Laser Inc  
44747 Helm Ct  
Plymouth, MI 48170  
734-484-3260

9/20/2021 12:16:46 PM

Reference Number: 417224181  
Total: \$318.00  
Transaction Type: Sale  
Transaction Status: Pending Settlement  
Card Brand: Visa  
Card Number: xxxxxxxxxxxx2683  
Entry Method: Keyed  
Approval Code: 664728  
Approval Message: EXACT MATCH  
AVS Result: Full Exact Match  
Customer Reference ID: TRK: 9171 0479 8280  
Customer Name: ACE Leadership HS  
Invoice: 350062922

X \_\_\_\_\_

Please sign here to agree to payment.

Trotec Laser Inc  
44747 Helm Ct  
Plymouth MI 48170  
Tel 734-927-6300  
Fax 734-927-6323



# trotec

Bill to  
Company  
ACE Leadership High School  
1240 Bellamah Ave NW  
Albuquerque NM 87104-2133

Ship to  
Company  
ACE Leadership High School  
1240 Bellamah Ave NW  
Albuquerque NM 87104-2133

Order / Quote / your order no.:  
104798620 / 650246536 / Visa 2683 PreAuth

Order date:  
09/14/2021

Customer no. / contact customer service  
93612

Shipping:  
BY TRUCK

Payment:  
Credit-Card after invoicing

Incoterms:  
EXW - Plymouth

Delivery no (date):  
205873857 (09/20/2021)

## Invoice 350062922 of 09/20/2021

Item	Part no:	Description	Qty.	Unit	Disc. %	Price/Unit USD	Value USD
30	37721	8450 Active carbon f. Mistral 3000 (21kg)	1	PC		295.00	295.00
Total net value							295.00
Freight							23.00
Subtotal							318.00
Total value							318.00

Up to 09/25/2021 without deduction  
Place of payment and jurisdiction: Plymouth, USA

# PAID

Accounting Receivable Department Ph: (732) 529-8542 ar\_tli@troteclaser.com

REMIT CHECK PAYMENTS TO: Trotec Laser Inc., 48 Heller Park Lane Somerset, NJ 08873

REMIT PAYMENTS TO: Bank of America, NA, 222 Broadway, New York, NY 10038

US Wire Transfer: SWIFT CODE: BOFAUS3N / ROUTING#: 026009593 / ACCOUNT#: 381032760396

ACH PAYMENTS: ROUTING#: 021200339 / ACCOUNT#: 381032760396

For Foreign Wire Transfer information, please contact Customer Service Representative.

# PURCHASE ORDER

Original Copy



ACE Leadership High School  
1240 Bellamah Ave NW  
Albuquerque, NM 87104  
Ph: 505-242-4733

**PO Number:** PO22-0090

**BILL TO:**  
ACE Leadership High School  
1240 Bellamah Ave. NW  
Albuquerque NM 87104

**TO:**  
Trotec Laser Inc.  
48 Heller Park Lane  
Somerset NJ 08873

**SHIP TO:**  
ACE Leadership High School  
1240 Bellamah Ave. NW  
Albuquerque NM 87104

PR Requested by:

Issue Date: 08/31/2021  
Change Number: 1  
PR Number:

Bid Number: 650246031  
Quote Notes: J.McMinn  
PO Type: Regular


Qty	Unit	Part #	Description	Alloc. Amt.	Unit Price	Tax Rate	Total Price
1.0000	Ea		8450 Filter Matt		\$19.95	0.00%	\$19.95
			11000-1000-56118-1010-001749-0000-00000-00000	\$19.95			
1.0000	Ea		8460 Armos Comfort Box		\$395.00	0.00%	\$395.00
			11000-1000-56118-1010-001749-0000-00000-00000	\$395.00			
1.0000	Ea		8450 Active Carbon f. Mistral 3000		\$295.00	0.00%	\$295.00
			11000-1000-56118-1010-001749-0000-00000-00000	\$295.00			
1.0000	Ea		Shipping		\$23.00	0.00%	\$23.00
			11000-1000-56118-1010-001749-0000-00000-00000	\$23.00			
1.0000	Ea		Shipping		\$25.00	0.00%	\$25.00
			11000-1000-56118-1010-001749-0000-00000-00000	\$25.00			

Comments: Supplies clean lab

Subtotal:	\$757.95
Tax:	\$0.00
Shipping:	\$0.00
<b>TOTAL:</b>	<b>\$757.95</b>

IMPORTANT  
PURCHASE ORDER NUMBER MUST APPEAR ON ALL INVOICES,  
PACKAGES AND CORRESPONDENCE.

SHIPPING INSTRUCTIONS  
1.C.O.D's are not to be accepted.  
2.Purchase Order Number must appear on all shipping labels.

By  \_\_\_\_\_  
Authorized Signature



# PURCHASE ORDER

Original Copy



ACE Leadership High School  
1240 Bellamah Ave NW  
Albuquerque, NM 87104  
Ph: 505-242-4733

**PO Number:** PO22-0090

**BILL TO:**

ACE Leadership High School  
1240 Bellamah Ave. NW  
Albuquerque NM 87104

**TO:**

Trotec Laser Inc.  
48 Heller Park Lane  
Somerset NJ 08873

**SHIP TO:**

ACE Leadership High School  
1240 Bellamah Ave. NW  
Albuquerque NM 87104

PR Requested by:

Issue Date: 08/31/2021  
Change Number: 0  
PR Number:

Bid Number:  
Quote Notes: J.McMinn  
PO Type: Regular

Qty	Unit	Part #	Description	Alloc. Amt.	Unit Price	Tax Rate	Total Price
1.0000	Ea		8450 Filter Matt		\$19.95	0.00%	\$19.95
			11000-1000-56118-1010-001749-0000-00000-00000	\$19.95			
1.0000	Ea		8460 Armos Comfort Box		\$395.00	0.00%	\$395.00
			11000-1000-56118-1010-001749-0000-00000-00000	\$395.00			
1.0000	Ea		8450 Active Carbon f. Mistral 3000		\$295.00	0.00%	\$295.00
			11000-1000-56118-1010-001749-0000-00000-00000	\$295.00			

Comments: Supplies clean lab

Subtotal:	\$709.95
Tax:	\$0.00
Shipping:	\$0.00
<b>TOTAL:</b>	<b>\$709.95</b>

IMPORTANT  
PURCHASE ORDER NUMBER MUST APPEAR ON ALL INVOICES,  
PACKAGES AND CORRESPONDENCE.

SHIPPING INSTRUCTIONS  
1.C.O.D's are not to be accepted.  
2.Purchase Order Number must appear on all shipping labels.

By  \_\_\_\_\_  
Authorized Signature

**Purchase Requisition Form**  
2021-2022 School Year

Date Requested August 26, 2021

PO Number: PO22-0090

Date Needed \_\_\_\_\_

DOLLAR	
REGULAR	

**VENDOR**

Name Trotec

Address \_\_\_\_\_

Telephone \_\_\_\_\_

Fax \_\_\_\_\_

Confirm W-9 on file	
---------------------------	--

**ORDERED / SHIP TO**


ACE Leadership High School

1240 Bellamah Ave. NW

Albuquerque, NM 87104

505-242-4733



Quantity	Unit	Catalog Number	Item Description	Price Per Item	Total Cost	Finance Office Only UCOA Number
1		10 37722	8450 Filter Mat	19.95	19.95	<u>11000-1006-5618-1010</u> 
1		20 41041	8460 Armos Comfort Box	395.00	395.00	
1		30 37721	8450 Active Carbon f. Mistral 3000	295.00	295.00	

(This section must be completed.)

**JUSTIFICATION:**


Replacement filters for the wood laser engraver.

Sub Total	709.95
Freight / Shipping	-
Tax (if applicable)	-
<b>Total</b>	<b>709.95</b>

\*\*\*\*The above section must be completed to process our request.\*\*\*\*


Include detailed and specific information regarding the reason/need for the purchase.


Jonathan McMinn  
PRINT NAME ABOVE



SIGNATURE

FINANCIAL OFFICE ONLY

APPROVED BY:   
Ralph Gonzales, Chief Operations Officer

Business Manager: 



Trotec Laser Inc  
 44747 Helm Ct  
 Plymouth MI 48170  
 Tel 734-927-6300  
 Fax 734-927-6323

Bill To:  
 Company  
 ACE Leadership High School  
 1240 Bellamah Ave NW  
 Albuquerque NM 87104-2133

Shipping address:  
 Company  
 ACE Leadership High School  
 1240 Bellamah Ave NW  
 Albuquerque NM 87104-2133

**Quotation 650246536 of 09/02/2021**

Order / your order no.:	650246536 / Quote / 00215681
Order date:	09/02/2021
Customer no. / contact customer service	93612
Sales Rep:	TLI techn. Service
Shipping:	BY TRUCK
Payment:	Credit-Card
Incoterms:	EXW - Plymouth

Net- / Grossweight:  
 31.62 LB / 31.62 LB

Item	Part no:	Description	Qty.	Unit	Disc. %	Price/Unit USD	Value USD
10	37722	8450 Filter mat/active c. Mistral 3000	1	PC		19.95	19.95
20	41041	8460 Atmos Comfort Box (Compactfilter)	1	PC		395.00	395.00
30	37721	8450 Active carbon f. Mistral 3000 (21kg)	1	PC		295.00	295.00
						Total net value	709.95
						Total value	709.95

Place of payment and jurisdiction: Plymouth, USA

THANKS FOR YOUR INQUIRY

REMIT CHECK PAYMENTS TO: Trotec Laser Inc., 48 Heller Park Lane Somerset, NJ 08873  
 REMIT PAYMENTS TO: BANK OF AMERICA, NA 222 Broadway, New York, NY 10038  
 US Wire Transfer: SWIFT CODE: BOFAUS3N / ROUTING#: 026009593 / ACCOUNT#: 381032760396  
 ACH PAYMENTS: ROUTING#: 021200339 / ACCOUNT#: 381032760396

# COSTCO

## WHOLESALE

Albuquerque #116  
1420 Renaissance Blvd  
Albuquerque, NM 87107

4K Member 111899369821

EX BUS RENEW	60.00 A
SUBTOTAL	60.00
TAX	4.73
**** TOTAL	<b>64.73</b>

XXXXXXXXXXXX2683 CHIP Read  
AID: A0000000031010  
Seq# 193685 APP#: 630954  
Visa Resp: APPROVED  
Tran ID#: 126500193685....  
Merchant ID: 990116

APPROVED - Purchase  
AMOUNT: \$64.73  
09/22/2021 15:23 116 193 11 615

Visa	64.73
CHANGE	0.00
A 7.875% Tax	4.73
TOTAL TAX	4.73
TOTAL NUMBER OF ITEMS SOLD =	0

~~09/22/2021~~ 15:23 116 193 11 615



21011619300112109221523

OP#: 615 Name: TJ Havens

Thank You!

Please Come Again

Whse:116 Trm:193 Trn:11 OP:615

Items Sold: 0

4K 09/22/2021 15:23

# PURCHASE ORDER

Original Copy



ACE Leadership High School  
1240 Bellamah Ave NW  
Albuquerque, NM 87104  
Ph: 505-242-4733

**PO Number:** PO22-0117

**BILL TO:**

ACE Leadership High School  
1240 Bellamah Ave. NW  
Albuquerque NM 87104

**TO:**

Costco

Albuquerque NM

**SHIP TO:**

ACE Leadership High School  
1240 Bellamah Ave. NW  
Albuquerque NM 87104

PR Requested by:

Issue Date: 09/21/2021  
Change Number: 0  
PR Number:

Bid Number:  
Quote Notes: **P-CARD PURCHASE** - J.Trager  
PO Type: Regular

Qty	Unit	Part #	Description	Alloc. Amt.	Unit Price	Tax Rate	Total Price	
1.0000	Ea		Annual Membership Fee 11000-2400-53711-0000-001749-0000-00000-00000	\$64.73	\$64.73	0.00%	\$64.73	
Comments: Annual Membership							Subtotal:	\$64.73
							Tax:	\$0.00
							Shipping:	\$0.00
							<b>TOTAL:</b>	<b>\$64.73</b>

IMPORTANT  
PURCHASE ORDER NUMBER MUST APPEAR ON ALL INVOICES,  
PACKAGES AND CORRESPONDENCE.

SHIPPING INSTRUCTIONS  
1.C.O.D's are not to be accepted.  
2.Purchase Order Number must appear on all shipping labels.

By  \_\_\_\_\_  
Authorized Signature

## ACE LEADERSHIP HIGH SCHOOL

Purchase Requisition Form  
2021-2022 School Year

Date Requested September 21, 2021  
Date Needed \_\_\_\_\_

PO Number: P022-0117


DOLLAR	
REGULAR	X

**VENDOR**

Name Costco  
Address on file  
Telephone \_\_\_\_\_  
Fax \_\_\_\_\_

Confirm W-9 on file	
---------------------	--

ORDERED / SHIP TO



ACE Leadership High School  
1240 Bellamah Ave. NW  
Albuquerque, NM 87104  
505-242-4733

Quantity	Unit	Catalog Number	Item Description	Price Per Item	Total Cost	Finance Office Only UCOA Number
1	ea		Membership	64.73	64.73	<u>11000-1000-53711-010</u>
			(P-Card Purchase)			<u>2400 - 0000</u>

**JUSTIFICATION:** (This section must be completed.)

annual membership

Sub Total	64.73
Freight / Shipping Tax (if applicable)	
Total	64.73

\*\*\*\*The above section must be completed to process your request.\*\*\*\*  
Include detailed and specific information regarding the reason/need for the purchase.

Carla Grossetete  
PRINT NAME ABOVE  
Carla Grossetete  
SIGNATURE

Finance Office Only  
APPROVED BY: [Signature]  
Ralph Gonzales, Chief Operations Officer  
Business Manager: [Signature]

# COSTCO WHOLESALE

Albuquerque #116  
1420 Renaissance Blvd  
Albuquerque, NM 87107

4K Member 111934982151

E	854342 *DIET COKE**	11.69
E	854330 CLS COKE 35	11.69
E	854344 ** SPRITE **	11.69
E	782796 ***KSWTR40PK	3.19
E	782796 ***KSWTR40PK	3.19
E	1419243 KS SPORT VTY	10.99
E	1419243 KS SPORT VTY	10.99
TOTAL NUMBER OF ITEMS SOLD =		7
E	795432 FLAMINHOTVTY	14.69
E	910362 FRITOLAY 54C	14.99
E	795432 FLAMINHOTVTY	14.69
E	1219261 FRITOFVLRMIX	14.99
E	107979 KS CHOC. BAG	16.99
E	107979 KS CHOC. BAG	16.99
E	1481907 KS FUNHOUSE	14.99
E	846156 NV OAT HONEY	11.89
E	717581 QUAKER CHEWY	8.19
E	333267 GRANDMAS VTY	9.49
E	333267 GRANDMAS VTY	9.49
SUBTOTAL		210.82
TAX		0.00
***	TOTAL	210.82

XXXXXXXXXXXX2683 CHIP Read  
AID: A0000000031010  
Seq# 9019 App#: 625638  
Visa Resp: APPROVED  
Tran ID#: 126500009019....  
Merchant ID: 990116

APPROVED - Purchase  
AMOUNT: \$210.82  
09/22/2021 15:52 116 9 184 67

Visa	210.82
CHANGE	0.00

TOTAL NUMBER OF ITEMS SOLD = 18  
~~09/22/2021~~ 15:52 116 9 184 67



21011600901842109221552

OP#: 67 Name: DARNELL D.

Thank You!

Please Come Again

Whse:116 Trm:9 Trn:184 OP:67

Items Sold: 18

4K 09/22/2021 15:52

# PURCHASE ORDER

Original Copy



ACE Leadership High School  
1240 Bellamah Ave NW  
Albuquerque, NM 87104  
Ph: 505-242-4733

**PO Number:** PO22-0107

**BILL TO:**

ACE Leadership High School  
1240 Bellamah Ave. NW  
Albuquerque NM 87104

**TO:**

Costco

Albuquerque NM

**SHIP TO:**

ACE Leadership High School  
1240 Bellamah Ave. NW  
Albuquerque NM 87104

PR Requested by:

Issue Date: 09/21/2021  
Change Number: 1  
PR Number:

Bid Number:  
Quote Notes: **P-CARD PURCHASE** - M.Salas,J.Trager  
PO Type: Dollar Amount

Qty	Unit	Part #	Description	Alloc. Amt.	Unit Price	Tax Rate	Total Price
1.0000	Ea		Refreshments for Parent Conferences/Information Meetings.		\$300.00	0.00%	\$300.00
			24101-2100-53711-0000-001749-0000-000000-00000	\$300.00			

Comments: Parent Conference Meetings - Title I


Subtotal: \$300.00  
Tax: \$0.00  
Shipping: \$0.00  


---

**TOTAL: \$300.00**

**IMPORTANT**  
PURCHASE ORDER NUMBER MUST APPEAR ON ALL INVOICES,  
PACKAGES AND CORRESPONDENCE.

**SHIPPING INSTRUCTIONS**  
1.C.O.D's are not to be accepted.  
2.Purchase Order Number must appear on all shipping labels.

By  \_\_\_\_\_  
Authorized Signature



# PURCHASE ORDER

Original Copy



ACE Leadership High School  
1240 Bellamah Ave NW  
Albuquerque, NM 87104  
Ph: 505-242-4733

**PO Number:** PO22-0107

**BILL TO:**

ACE Leadership High School  
1240 Bellamah Ave. NW  
Albuquerque NM 87104

**TO:**

Costco

Albuquerque NM

**SHIP TO:**

ACE Leadership High School  
1240 Bellamah Ave. NW  
Albuquerque NM 87104

PR Requested by:

Issue Date: 09/21/2021  
Change Number: 0  
PR Number:

Bid Number:  
Quote Notes: M.Salas  
PO Type: Dollar Amount

Qty	Unit	Part #	Description	Alloc. Amt.	Unit Price	Tax Rate	Total Price
1.0000	Ea		Refreshments for Parent Conferences/Information Meetings.		\$300.00	0.00%	\$300.00
			24101-2100-53711-0000-001749-0000-00000-00000	\$300.00			

Comments: Parent Conference Meetings - Title I

Subtotal: \$300.00  
 Tax: \$0.00  
 Shipping: \$0.00  
**TOTAL: \$300.00**

IMPORTANT  
PURCHASE ORDER NUMBER MUST APPEAR ON ALL INVOICES,  
PACKAGES AND CORRESPONDENCE.

SHIPPING INSTRUCTIONS  
1.C.O.D's are not to be accepted.  
2.Purchase Order Number must appear on all shipping labels.

By  \_\_\_\_\_  
Authorized Signature

# ACE LEADERSHIP HIGH SCHOOL


Purchase Requisition Form  
2021-2022 School Year

Date Requested 9/21/2021  
Date Needed 9/22/2021

PO Number: PO 22-0107

DOLLAR	X
REGULAR	X

<b>VENDOR</b>		
Name	<u>Costco</u>	
Address	<u>1420 Renaissance Blvd. NE</u>	
	<u>Albuquerque, NM 87107</u>	
Telephone	<u>505-345-9411</u>	
Fax		
	Confirm W-9 on file	

ORDERED / SHIP TO  ACE Leadership High School 1240 Bellamah Ave. NW Albuquerque, NM 87104 505-242-4733	
*P-Card purchase	

Quantity	Unit	Catalog Number	Item Description	Price Per Item	Total Cost	Finance Office Only UCOA Number
2			cases water	5.99	11.98	24101-2100-53711-0000
2			case gatorade	15.99	31.98	
2			box assorted chips	16.49	32.98	
2			chocolate cookie box	14.49	28.98	
1			bottled orange juice case	16.49	32.98	
2			assorted candy box	18.99	37.98	

approx:  
200.00

(This section must be completed.)


**JUSTIFICATION:**  
above items are to be used for families  
as they come in for parent conferences using  
title I money

Sub Total	176.88
Freight / Shipping Tax (if applicable)	
Total	-

\*\*\*\*The above section must be completed to process your request.\*\*\*\*

Include detailed and specific information regarding the reason/need for the purchase.

Matthew Salar  
PRINT NAME ABOVE

  
SIGNATURE

Finance Office Only

APPROVED BY:   
Ralph Gonzales, Chief Operations Officer

Business Manager: Angie Lerner



TractorSupply.com

8100 2ND ST NORTHWEST  
ALBUQUERQUE, NM 87114-5865  
505-897-6800

Ticket: 229972

Date: 9/30/21

Time: 11:56 AM

Store: 2326

Register: 2

Cashier: Gina

Item	Qty	Price	Amount
RUBBERMAID TANK 100GAL 2229901	1	97.99	97.99 E
		Subtotal	97.99
		Tax	0.00
		Total	97.99

Visa - SALE 97.99

\*\*\*\*\*2683 = EMV Chip

Authorization #: 682348

Terminal ID : 001792326000200

Cryptogram : 5B02FC441C152AC9

AID : A0000000031010

APP : VISA CREDIT

CVM : NONE / 5E0000

TVR : 8000008000 / TSI : 6800

Change 0.00

I agree to pay the above amount according to my card issuer agreement.

\*\*\*\*\*  
Tax Exempt Information

Name: Clay Johnson  
Address: 1240 Bellamah Ave NW  
City/St: Albuquerque, NM  
Zip Code: 87104  
Phone: 505-242-4733

Tax Exempt Reason: Non-Profit/Exempt Org  
Expiration Date: 12/31/99  
Tax Exempt Holder: Clay Johnson

This transaction consists of one or more items identified as exempt from state sales or use tax. By signing below, and under penalties of perjury, signee declares he/she legally has the right to purchase the above items exempt from sales and use tax and these items will be used exclusively in a manner which qualifies for the exemption claimed. Failure to comply with provisions of applicable tax laws and regulations may result in assessment of state and local taxes as well as penalty and interest. The signee affirms that all information provided including name, address, and sales tax exemption number (if required) is true and accurate. I hereby understand and agree that Tractor Supply Co. may use my signature provided hereon for completion of a valid exemption certificate if and when necessary.

# PURCHASE ORDER

Original Copy



ACE Leadership High School  
1240 Bellamah Ave NW  
Albuquerque, NM 87104  
Ph: 505-242-4733

**PO Number:** PO22-0123

**BILL TO:**

ACE Leadership High School  
1240 Bellamah Ave. NW  
Albuquerque NM 87104

**TO:**

Tractor Supply Company  
8100 2nd Street NW  
Albuquerque NM 87114

**SHIP TO:**

ACE Leadership High School  
1240 Bellamah Ave. NW  
Albuquerque NM 87104

PR Requested by:


Issue Date: 09/24/2021  
Change Number: 0  
PR Number:

Bid Number:  
Quote Notes: **P-CARD PURCHASE** - C.Johnson,A.Beach  
PO Type: Regular

Qty	Unit	Part #	Description	Alloc. Amt.	Unit Price	Tax Rate	Total Price	
1.0000	Ea	4242-88	Rubbermaid 100 Gall Stock Tank 11000-1000-56118-1010-001749-0000-00000-00000	\$100.00	\$100.00	0.00%	\$100.00	
Comments: Supplies Student Pond Project							Subtotal:	\$100.00
							Tax:	\$0.00
							Shipping:	\$0.00
							<b>TOTAL:</b>	<b>\$100.00</b>

**IMPORTANT**  
PURCHASE ORDER NUMBER MUST APPEAR ON ALL INVOICES,  
PACKAGES AND CORRESPONDENCE.

**SHIPPING INSTRUCTIONS**  
1.C.O.D's are not to be accepted.  
2.Purchase Order Number must appear on all shipping labels.

By  Authorized Signature

## ACE LEADERSHIP HIGH SCHOOL

Purchase Requisition Form  
2021-2022 School Year

Date Requested ASAP

PO Number: P022-0123

Date Needed ASAP

DOLLAR

REGULAR

X

### VENDOR

Name Tractor Supply

Address 8100 2nd Street NW

Telephone (505) 897-6800

Fax \_\_\_\_\_

Confirm  
W-9  
on file

### ORDERED / SHIP TO

ACE Leadership High School

1240 Bellamah Ave. NW

Albuquerque, NM 87104

505-242-4733



Quantity	Unit	Catalog Number	Item Description	Price Per Item	Total Cost	Finance Office Only UCOA Number
1	ea	#4242-88	Rubbermaid 100 Gal Stock Tank	94.99	94.99	11000-1000-56118-1010
			Unit is in Stock		-	
					-	
					-	
					-	
					-	
					-	
					-	
					-	
					-	
					-	
					-	
					-	
					-	
					-	
					-	
					-	
					-	
					-	
					-	
					-	
					-	

**JUSTIFICATION:** (This section must be completed.)

Student project pond

Insurance Premiums

Sub Total	94.99
Freight / Shipping	
(if applicable)	7.48
<b>Total</b>	<b>102.47</b>

Carla Grossetete  
PRINT NAME ABOVE

Tony Beach  
SIGNATURE

Finance Office Only

APPROVED BY: [Signature]  
Ralph Gonzales, Chief Operations Officer

Business Manager: Angie Lerner

**SERIES 1992 - NONTAXABLE TRANSACTION CERTIFICATE - SERIES 1992**

**SELLER'S/LESSOR'S COPY**

New Mexico Taxation and Revenue Department  
PO Box 5557, Santa Fe, New Mexico 87502-5557

Certificate Type: **TYPE 9** Certificate Number: **B-3178683-09-00112** Date Issued: **09/24/2021**

**EXECUTED BY:**

Buyer's NM Business Tax ID #:	03-178683-00-9		
Company Name:	ACE LEADERSHIP HIGH SCHOOL		
Address:	1240 BELLAMAH AVE NW		
City:	State:	Country:	ZIP:
ALBUQUERQUE	NM	USA	87104-2133
<u>Contract/Account Number:</u>			

**EXECUTED TO:** (Enter same information into BUYER's COPY below)

Seller's NM Business Tax ID #:	03-116939-00-2		
Company Name:	TRACTOR SUPPLY COMPANY		
Address:	5401 VIRGINIA WAY		
City:	State:	Country:	ZIP:
BRENTWOOD	TN	USA	37027-7536
Date Certificate Executed (Cannot be prior to date issued)	09/24/2021		

A seller may not accept this nontaxable transaction certificate to support a deduction from gross receipts unless the seller has a good-faith belief that the buyer will resell, lease or use the property or service sold or leased in the manner represented by the nontaxable transaction certificate.

**TYPE 9 CERTIFICATES MAY BE EXECUTED:**

"For the purchase of tangible personal property only and may not be used for the purchase of services, for the lease of property or to purchase construction materials for the use in construction projects. The following may execute Type 9 NTTCs:

1. Governmental agencies. (7-9-54);
2. 501(c)(3) organizations. (7-9-60) These organizations register with the Taxation and Revenue Department and submit proof of Internal Revenue Service 501(c) nonprofit determination before they may execute Type 9 NTTCs;
3. Federal or state-chartered credit unions. (7-9-54 and 7-9-61.2), formerly Type 14;
4. Indian tribes, nations or pueblos when purchasing tangible personal property for use on Indian reservations or pueblo grants. (7-9-54)."

**'CAUTION: Fraudulent statements made to obtain certificates, or fraudulent use of certificates received pursuant to this application with intent to evade or defeat the tax may subject the person or business to a fine of not more than ten thousand dollars (10,000) or imprisonment for not more than five (5) years or both (Sections 7-1-72 NMSA 1978 and 7-1-73 NMSA 1978).'**

**SERIES 1992 - NONTAXABLE TRANSACTION CERTIFICATE - SERIES 1992**

-----CUT HERE-----CUT HERE-----CUT HERE-----

**BUYER'S COPY**

The information below **MUST** be entered into the New Mexico Taxation and Revenue Department's TAP web-site: <https://tap.state.nm.us/> or you can send a copy of this form to the Department at the address below.

Certificate Type: **TYPE 9** Certificate Number: **B-3178683-09-00112** Date Issued: **09/24/2021**

**EXECUTED BY:**

Buyer's NM Business Tax ID #:	03-178683-00-9		
Company Name:	ACE LEADERSHIP HIGH SCHOOL		
Address:	1240 BELLAMAH AVE NW		
City:	State:	Country:	ZIP:
ALBUQUERQUE	NM	USA	87104-2133
<u>Contract/Account Number:</u>			

**EXECUTED TO:**

Seller's NM Business Tax ID #:	03-116939-00-2		
Company Name:	TRACTOR SUPPLY COMPANY		
Address:	5401 VIRGINIA WAY		
City:	State:	Country:	ZIP:
BRENTWOOD	TN	USA	37027-7536
Date Certificate Executed (Cannot be prior to date issued)	09/24/2021		

New Mexico Taxation and Revenue Department  
PO Box 5557, Santa Fe, New Mexico 87505-5557

**BUYER'S COPY: NONTAXABLE TRANSACTION CERTIFICATE - SERIES 1992**

# COSTCO

## WHOLESALE

Albuquerque #116  
1420 Renaissance Blvd  
Albuquerque, NM 87107

3B Member 111934982151

854330	CLS COKE 35	13.29
1531586	NESTLE 40 CT	13.99
1531586	NESTLE 40 CT	13.99
1114743	KS O.J.	8.89
1114743	KS O.J.	8.89
1114743	KS O.J.	8.89
910362	FRITOLAY 54C	14.99
795432	FLAMINHOTVTY	14.69
107979	KS CHOC. BAG	16.99

SUBTOTAL 114.61

TAX 0.00

\*\*\* TOTAL **114.61**

XXXXXXXXXXXX2683 CHIP Read

AID: A0000000031010

Seq# 8284 App#: 691542

Visa Resp: APPROVED

Tran ID#: 127700008284....

Merchant ID: 990116

APPROVED - Purchase

AMOUNT: \$114.61

10/04/2021 17:29 116 8 391 334

Visa 114.61

CHANGE 0.00

TOTAL NUMBER OF ITEMS SOLD = 9

~~10/04/2021~~ 17:29 116 8 391 334



21011600803912110041729

OP#: 334 Name: Diane B

Thank You!

Please Come Again

Whse:116 Trm:8 Trn:391 OP:334

Items Sold: 9

3B 10/04/2021 17:29

# PURCHASE ORDER

Original Copy



ACE Leadership High School  
1240 Bellamah Ave NW  
Albuquerque, NM 87104  
Ph: 505-242-4733

**PO Number:** PO22-0128

**BILL TO:**

ACE Leadership High School  
1240 Bellamah Ave. NW  
Albuquerque NM 87104

**TO:**

Costco

Albuquerque NM

**SHIP TO:**

ACE Leadership High School  
1240 Bellamah Ave. NW  
Albuquerque NM 87104

PR Requested by:


Issue Date: 10/04/2021  
Change Number: 0  
PR Number:

Bid Number:  
Quote Notes: **P-CARD PURCHASE-J.CASILLAS**  
PO Type: Regular

Qty	Unit	Part #	Description	Alloc. Amt.	Unit Price	Tax Rate	Total Price	
1.0000	Ea		Refreshments and snacks 29102-1000-56118-1010-001749-0000-00000-00000	\$200.00	\$200.00	0.00%	\$200.00	
Comments: Student Celebration Event 10-06/2021							Subtotal:	\$200.00
							Tax:	\$0.00
							Shipping:	\$0.00
							<b>TOTAL:</b>	<b>\$200.00</b>

IMPORTANT  
PURCHASE ORDER NUMBER MUST APPEAR ON ALL INVOICES,  
PACKAGES AND CORRESPONDENCE.

SHIPPING INSTRUCTIONS  
1.C.O.D's are not to be accepted.  
2.Purchase Order Number must appear on all shipping labels.

By  Authorized Signature



# ACE LEADERSHIP HIGH SCHOOL

Purchase Requisition Form  
2021-2022 School Year


Date Requested 9/30/2021

PO Number: PO02-028

Date Needed 10/6/2021

DOLLAR  
REGULAR

<b>VENDOR</b>		
Name	<u>COSTCO</u>	
Address	<u>1420 N Renaissance Blvd NE</u>	
	<u>Albuquerque, NM</u>	
Telephone	<u>(505) 345-9411</u>	
Fax		
	Confirm W-9 on file	

<b>ORDERED / SHIP TO</b>	
ACE Leadership High School	
1240 Bellamah Ave. NW	
Albuquerque, NM 87104	
505-242-4733	

Quantity	Unit	Catalog Number	Item Description	Price Per Item	Total Cost	Finance Office Only UCOA Number
2			Frito Lay Variety Pack 54ct.	18.99	37.98	29102-1000-561187010 ↓
1			Coke 35 ct.	15.39	15.39	
1			Sprite 35 ct.	15.39	15.39	
2			Gatorade Variety 28ct.	16.49	32.98	
1			Bottled Water 40 ct.	5.99	5.99	

**JUSTIFICATION:** (This section must be completed.)

*These items will be provided to students participating in our student celebration event on 10/6/2021*

Sub Total	<u>107.73</u>
Freight / Shipping Tax (if applicable)	<del>13.68</del>
<b>Total</b>	<b>121.41</b>

\*\*\*\*The above section must be completed to process your request.\*\*\*\*

Include detailed and specific information regarding the reason/need for the purchase.

Jasmine Casillas  
PRINT NAME ABOVE

Jasmine Casillas  
SIGNATURE

Finance Office Only

APPROVED BY: Ralph Gonzales  
Ralph Gonzales, Chief Operations Officer

Business Manager: On 9/30